

**2014  
STRATEGIC PLANNING,  
EFFECTIVENESS AND  
ACCREDITATION REPORT**

**FEBRUARY 2015**

Trinity Valley  
Community  
College (TVCC)

























# 2013/2014 PLANNING OVERVIEW

- **2013 Assessment Plans are 98.4% complete**
  - Total of 122 plans with 330 Outcomes
- **93.7% of 2014 Assessment Plans are complete**
  - Total of 142 plans with 346 Outcomes
- **SACSCOC Accreditation Requirement 3.3.1 Institutional Effectiveness** - The Institution identifies expected outcomes, assesses the extent to which it achieves these outcome, and provides evidence of improvement based on analysis of the results in the following area:
  - *3.3.1.1 Educational Programs to include student learning outcomes*
  - *3.3.1.2 Administrative Support Services*
  - *3.3.1.3 Academic & Student Support Services*
  - *3.3.1.5 Community/public service*
  - *3.3.2 Quality Enhancement Plan*





# TVCC 2014 Strategic Planning Dashboard

TVCC Goals					Status	
2014 Strategic Planning Goals						
Enhance Learning		Enhance the College		Enhance Community Life		
General Education Goals						
Communication Skills		Personal Responsibility		Social Responsibility		
Empirical & Quantitative Skills		Critical Thinking Skills		Teamwork		
Closing the Gaps Goals						
Participation		Success		Excellence		
90-100% Completion of Annual Outcomes						
65-89% Completion of Annual Outcomes						
< 65% Completion of Annual Outcomes						
Legend						

 100%  
 75-99%  
 50-74%  
 25-49%  
 0-24%



# TVCC 2014 Strategic Planning Dashboard

TVCC Goals			Status
2014 Strategic Planning Goals			
<b>Enhance Learning:</b> 41 Outcomes Initiated 35 Outcomes Successfully Completed	<b>Enhance the College:</b> 49 Outcomes Initiated 46 Outcomes Successfully Completed	<b>Enhance Community Life:</b> 22 Outcomes Initiated 18 Outcomes Successfully Completed	
<b>General Education Goals With Outcomes Initiated/Completed</b> (Outcomes may be duplicated by applying to more than one goal)			
Communication Skills 72/73	Personal Responsibility 28/28	Social Responsibility 15/15	
Empirical & Quantitative Skills 22/22	Critical Thinking Skills 79/80	Teamwork 25/25	
Closing the Gaps Goals			
<b>Participation: (Percentage of 2015 Enrollment goals)</b> Total Enrollment - 82.3% White Enrollment - 67.6% African American Enrollment - 98.1% Hispanic Enrollment - 161.2%	<b>Success: (Percentage of 2015 goals for STEM degrees and certs)</b> Engineering - 85.8% Computer Science - 157.5%	<b>Excellence: (Licensure Rate)</b> Overall - 84.15% Cosmetology - 96.67% EMT - 62.75% RN - 73.49% Patient Care - 100% LVN - 91.12%	
<b>90-100% Completion of Annual Outcomes</b> 	<b>65-89% Completion of Annual Outcomes</b> 	<b>&lt; 65% Completion of Annual Outcomes</b> 	
			<b>Legend</b>



# STRATEGIC PLAN UPDATE 2015-2020

**2014**

## September–October–November–December

---

- **September** – emailed worked to be done prior to November meeting
- **October** – SPEA office collected baseline data and completed data cycle for 2011-2014 plan
- **November** – First committee meeting on November 11. The committee decided to break out into sub-committees by section to edit and make necessary revisions
- **December** – Sub Committee work continued and chairs shared the worked electronically with all members

**2015**

## January–February–March–April–May

---

- **January** – Sub-committee work was shared via electronic delivery to committee members
- **February**–The committee met on February 6, 2015 to share sub-committee work with all members, and the mission, statement of purpose were voted on by committee to be presented to the Board of Trustees
- **February**– February 23, 2015 the mission and statement of purpose will be presented to the Board of Trustees for adoption
- **March** – Strategic Planning Committee will meet on March 6 to discuss action area outcomes and vote on the new plan to present to the Board of Trustees
- **April or May** – New strategic plan will be sent to the Board of Trustees for approval



# MISSION STATEMENT REVIEW

- OLD - Trinity Valley Community College is a learning-centered college that provides quality academic, workforce, and community services programs ~~to meet the educational needs of our students and citizens of our service area.~~
- NEW - Trinity Valley Community College is a *learning-centered college* that provides quality academic, workforce, **college preparatory, student support**, and community service programs **that prepare and empower students for success and promote and enhance life-long learning for all communities served.**



# COMMUNITY COLLEGE SURVEY OF STUDENT ENGAGEMENT (CCSSE) ANALYSIS

- 2013 shows slight improvement over 2011, but TVCC improvement is less than the national improvement for Academic Challenge
- Instructor Perception for Academic Challenge reflects 2013 regaining a good portion of the 2011 loss
- 2011 CCSSE results showed shocking decline in student engagement
- 2007 and 2009 results showed steady improvement
- Baseline survey was in 2005



# TIMELINE 2017

## SACSCOC REAFFIRMATION

2014	
December 9	Orientation of Leadership Teams
2015	
January – December	Narratives Written for Compliance Certification (117 Standards), Implementation of QEP
2016	
January-February	Prepare electronic delivery of Compliance Certification (SPEA office)
March 1	Compliance Certification Due to Off-Site Committee
April 19-22	Off-Site Peer Review Conducted
September 11	Quality Enhancement Plan Due
September 11	Focused Report Due (addresses any concerns that off-site committee had with review of Compliance Certification)
October 25-27	On-Site Peer Review Conducted (majority of focus will be on QEP), but will review 11 of the compliance certification standards)
June 13-16	Review by the SACSCOC Board of Trustees