

# **2013 STRATEGIC PLANNING AND CCSSE STATUS REPORT**

**APRIL 2014**




























**Trinity Valley  
Community  
College**

# 2012/2013 PLANNING OVERVIEW

- 2012 Assessment Plans are 97.5% complete
  - Total of 122 plans with 320 Outcomes
- 90.2% of 2013 Assessment Plans are complete
  - Total of 122 plans with 330 Outcomes
- SACS Accreditation Requirement CS 3.3.11 Institutional Effectiveness: Education Programs

*The Institution identifies expected outcomes, assesses the extent to which it achieves these outcome, and provides evidence of improvement based on analysis of the results in the following area: 3.3.1.1 Educational Programs to include student learning outcomes*

# TVCC 2013 Strategic Planning Dashboard

TVCC Goals			Status	
2013 Strategic Planning Goals				
Enhance Learning 	Enhance the College 	Enhance Community Life 		
General Education Goals				
Communications 	Reading Skills 	Mathematical Skills 		
Critical Thinking Skills 	Cultural and Ethnic Diversity 	Computer Skills 		
Art Appreciation 	Social Sciences 	Natural Sciences 		
Engaged Learning 				
Closing the Gaps Goals				 100%
Participation 	Success 	Excellence 		 75-99%
				 50-74%
				 25-49%
				 0-24%
90-100% Completion of Annual Outcomes 	65-89% Completion of Annual Outcomes 	< 65% Completion of Annual Outcomes 	Legend	

	100%
	75-99%
	50-74%
	25-49%
	0-24%

# TVCC 2013 Strategic Planning By The Numbers

TVCC Goals			Status
<b>122 Assessment Plans with 330 Outcomes Initiated</b> <b>115 Assessment Plans with 317 Outcomes Successfully Completed</b>			
<b>Enhance Learning:</b> 87 Outcomes Initiated 70 Outcomes Successfully Completed	<b>Enhance the College:</b> 47 Outcomes Initiated 40 Outcomes Successfully Completed	<b>Enhance Community Life:</b> 31 Outcomes Initiated 25 Outcomes Successfully Completed	
<b>General Education Goals With Outcomes Initiated/Completed</b> (Outcomes may be duplicated by applying to more than one goal)			
Communications 52/52	Reading Skills 54/54	Mathematical Skills 14/14	
Critical Thinking Skills 45/45	Cultural and Ethnic Diversity 4/4	Computer Skills 27/27	
Art Appreciation 7/7	Social Sciences 12/12	Natural Sciences 26/26	
Engaged Learning 55/55			
Closing the Gaps Goals			
<b>Participation: (Percentage of 2015 Enrollment goals)</b> Total Enrollment - 84.6% White Enrollment - 72.5% African American Enrollment - 95.5% Hispanic Enrollment - 148.9%	<b>Success: (Percentage of 2015 goals for STEM degrees and certs)</b> Engineering - 98% Computer Science - 98%	<b>Excellence: (Licensure Rate)</b> Overall - 84.25% Cosmetology - 100% EMT - 62.75% RN - 73.49% Patient Care - 100% LVN - 91.12%	
<b>90-100% Completion of Annual Outcomes</b> 	<b>65-89% Completion of Annual Outcomes</b> 	<b>&lt; 65% Completion of Annual Outcomes</b> 	<b>Legend</b>

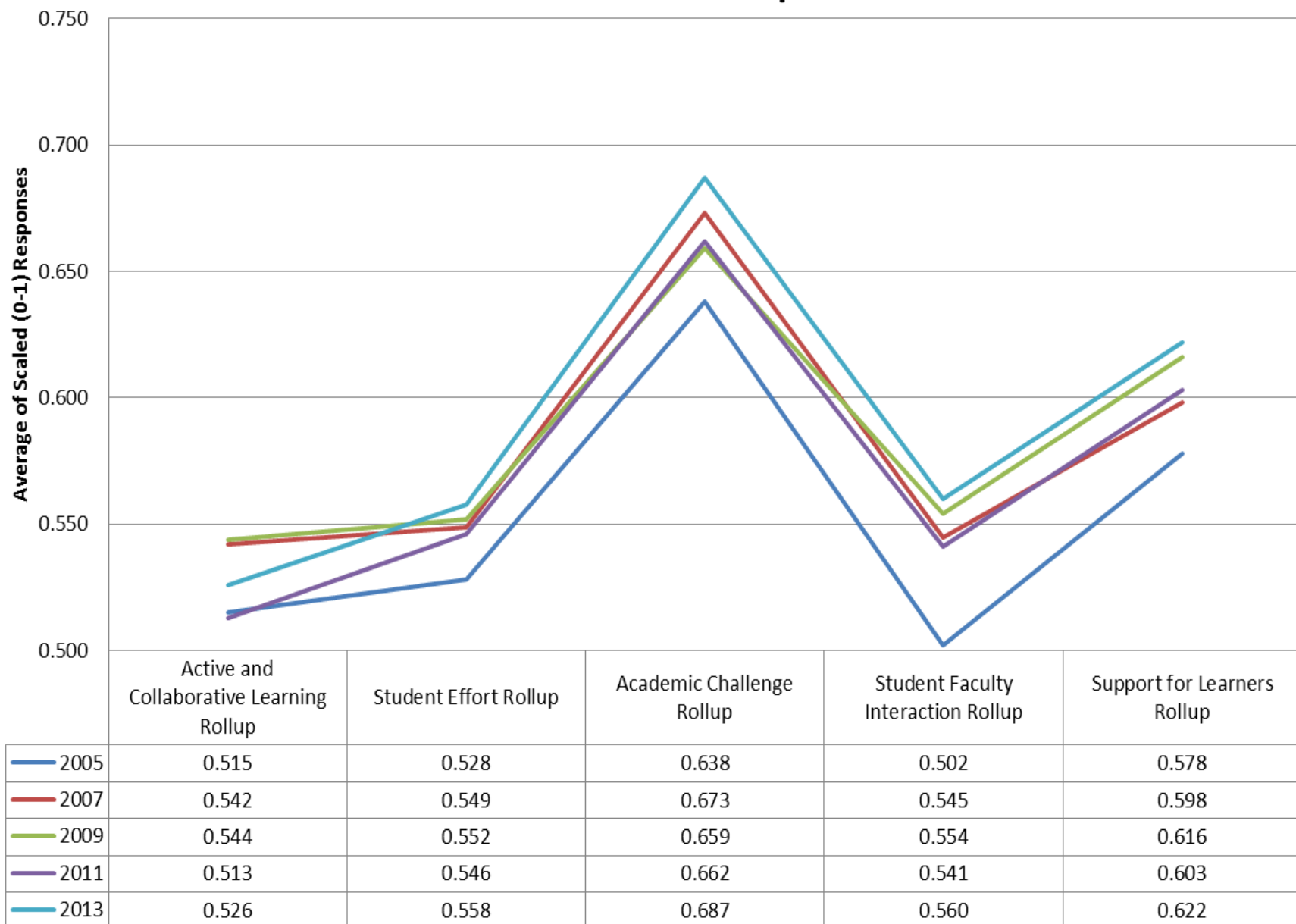
# COMMUNITY COLLEGE SURVEY OF STUDENT ENGAGEMENT (CCSSE) ANALYSIS

- 2013 shows slight improvement over 2011, but TVCC improvement is less than the national improvement for Academic Challenge
- Instructor Perception for Academic Challenge reflects 2013 regaining a good portion of the 2011 loss
- 2011 CCSSE results showed shocking decline in student engagement
- 2007 and 2009 results showed steady improvement
- Baseline survey was in 2005

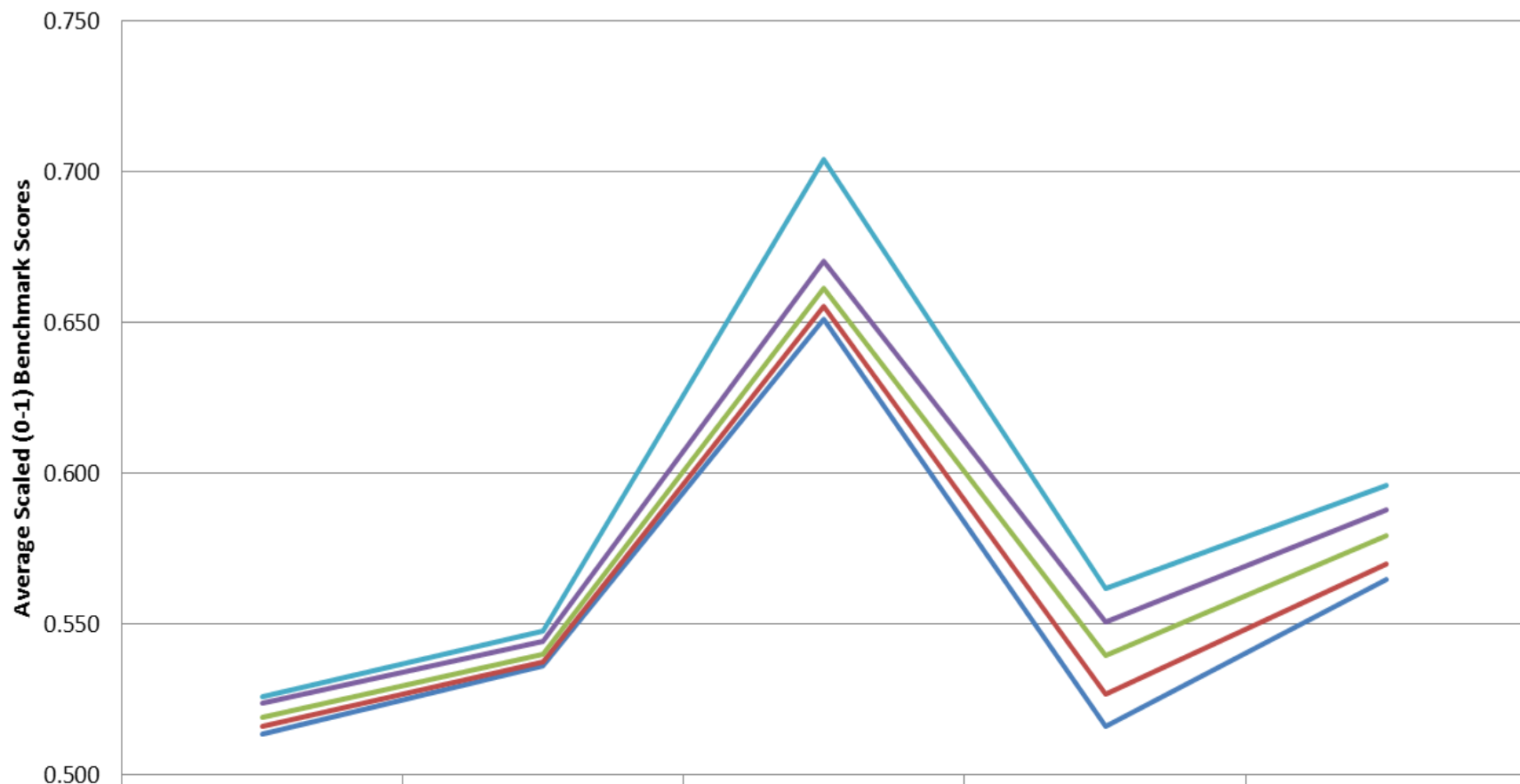
# COMMUNITY COLLEGE SURVEY OF STUDENT ENGAGEMENT (CCSSE) ANALYSIS (CONT.)

- CCSSE has 5 Benchmark Areas
  - Active and Collaborative Learning (7 Survey Questions)
  - Student Effort (8 Survey Questions)
  - Academic Challenge (10 Survey Questions)
  - Student Faculty Interaction (6 Survey Questions)
  - Support for Learners (7 Survey Questions)

## TVCC CCSSE Benchmark Rollup 2005-2013



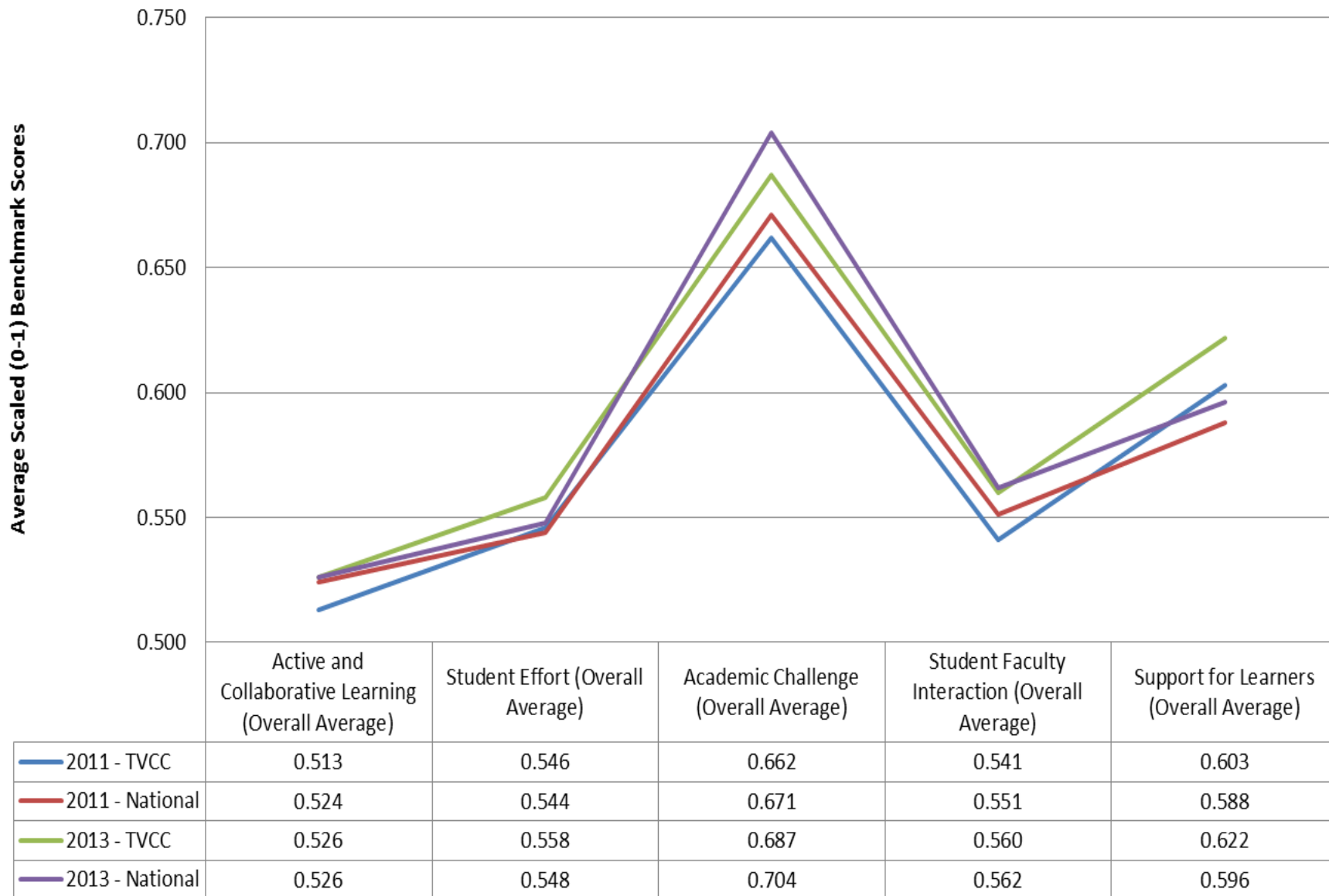
## 2005-2013 National CCSSE Benchmark Rollup



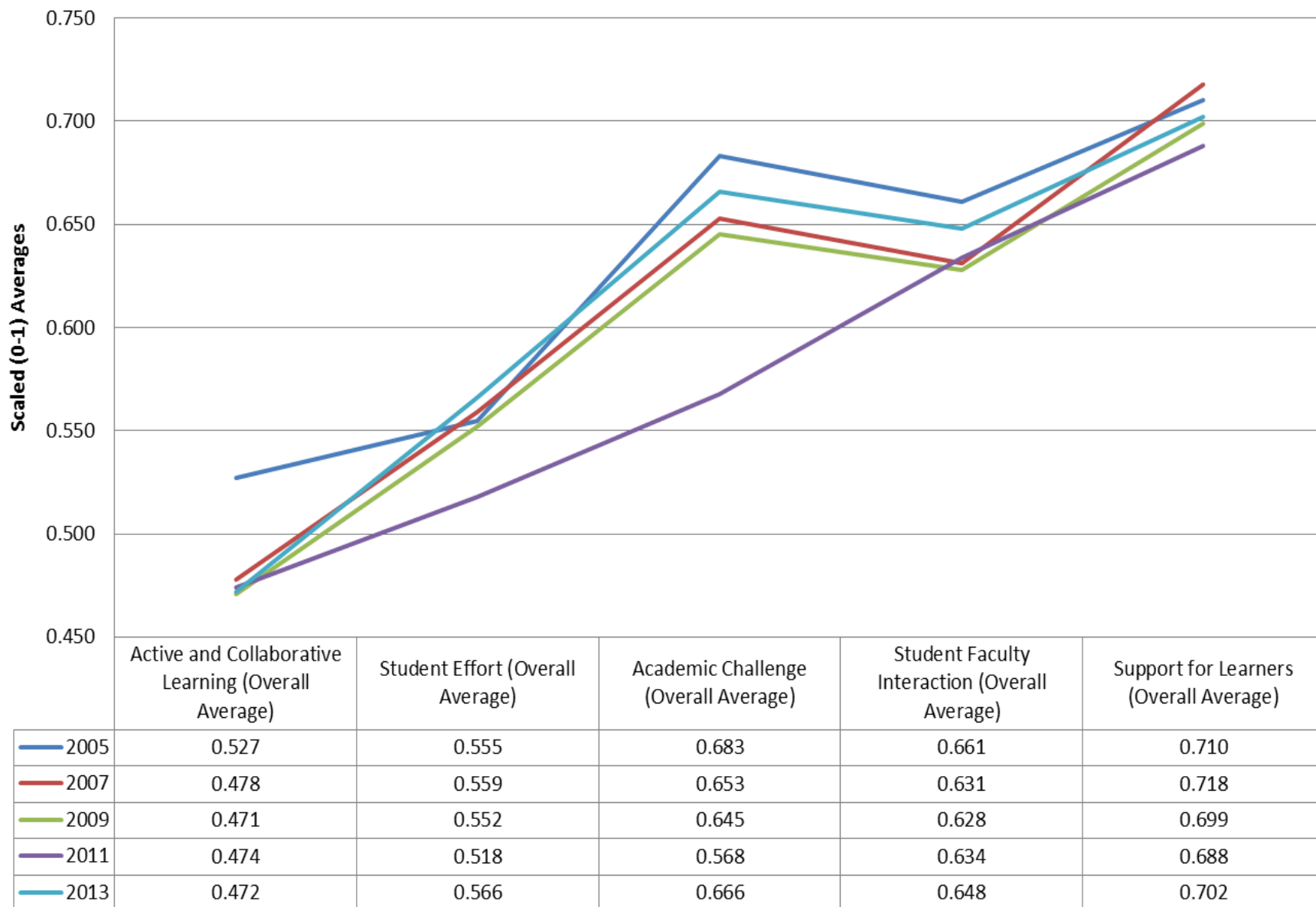
	Active and Collaborative Learning Rollup	Student Effort Rollup	Academic Challenge Rollup	Student Faculty Interaction Rollup	Support for Learners Rollup
2005	0.514	0.536	0.651	0.516	0.565
2007	0.516	0.537	0.656	0.527	0.570
2009	0.519	0.540	0.662	0.540	0.579
2011	0.524	0.544	0.671	0.551	0.588
2013	0.526	0.548	0.704	0.562	0.596



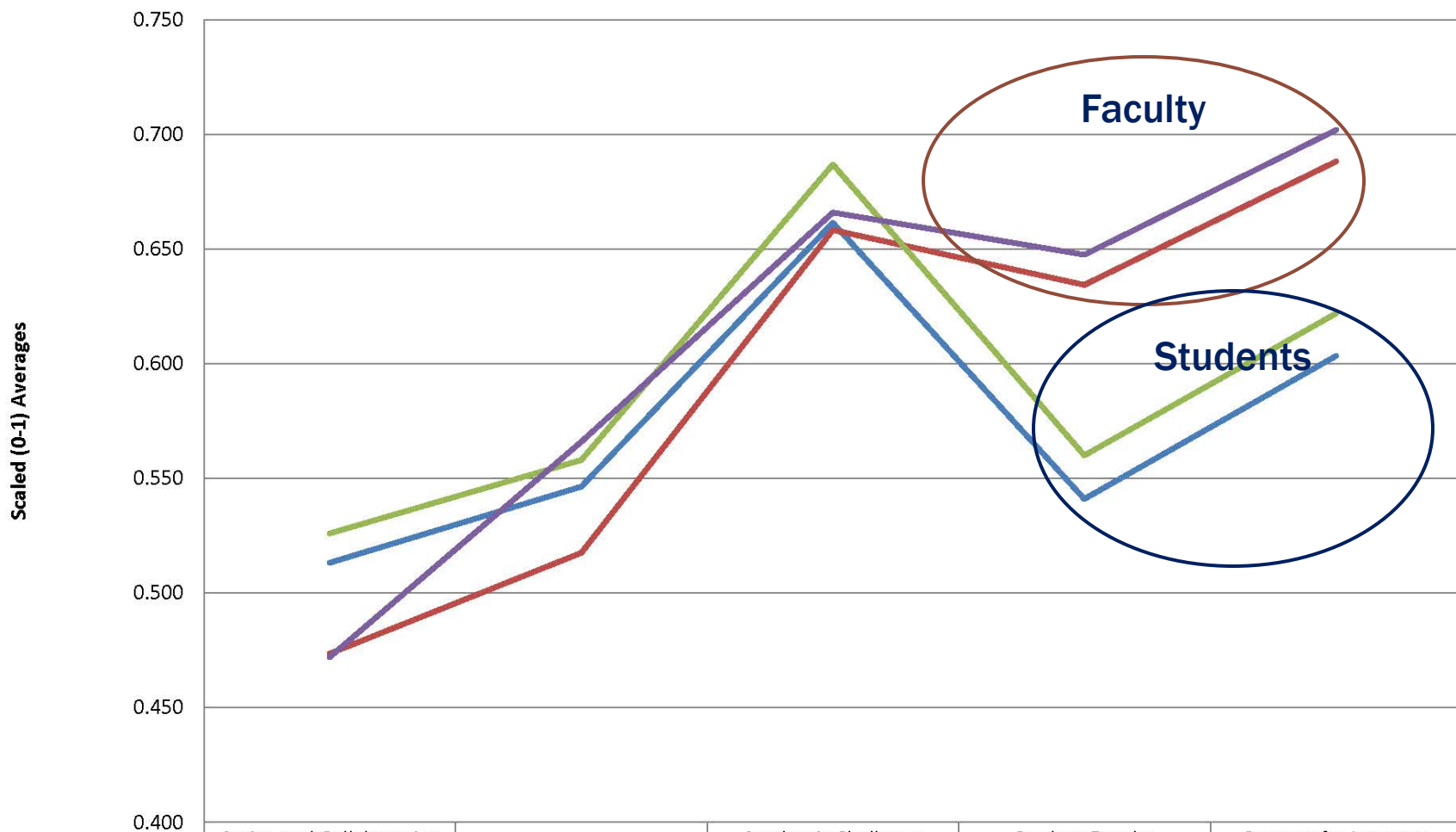
## 2011-2013 CCSSE Benchmark Comparison (TVCC/National)



## 2005-2013 TVCC Instructor Perceptions of Student Engagement



## 2011-2013 CCSSE Benchmark Faculty-Student Comparison



	Active and Collaborative Learning Rollup	Student Effort Rollup	Academic Challenge Rollup	Student Faculty Interaction Rollup	Support for Learners Rollup
2011 Students	0.513	0.546	0.662	0.541	0.603
2011 Faculty	0.474	0.518	0.658	0.634	0.688
2013 Students	0.526	0.558	0.687	0.560	0.622
2013 Faculty	0.472	0.566	0.666	0.648	0.702

# Comparison of TVCC to National Average Responses for Benchmark Related CCSSE Survey Items

		Legend:	Significantly Lower	Lower	Even	Higher	Significantly Higher
Item#	Description	CCSSE Code	ALL TVCC				
			2005	2007	2009	2011	2013
Active and Collaborative Learning							
4a	Asked questions in class or contributed to class discussions (ACTCOL)	CLQUEST					
4b	Made a class presentation (ACTCOL)	CLPRESEN					
4f	Worked with other students on projects during class (ACTCOL)	CLASSGRP					
4g	Worked with classmates outside of class to prepare class assignments (ACTCOL)	OCCGRP					
4h	Tutored or taught other students (paid or voluntary) (ACTCOL)	TUTOR					
4i	Participated in a community-based project as a part of a regular course (ACTCOL)	COMMPROJ					
4r	Discussed ideas from your readings or classes with others outside of class (students, family members, co-workers, etc.) (ACTCOL)	OOCIDEAS					
Student Effort							
4c	Prepared two or more drafts of a paper or assignment before turning it in (STUEFF)	REWROPAP					
4d	Worked on a paper or project that required integrating ideas or information from various sources (STUEFF)	INTEGRAT					
4e	Came to class without completing readings or assignments (STUEFF)	CLUNPREP					
13.1d	Frequency: Peer or other tutoring (STUEFF)	USETUTOR					
13.1e	Frequency: Skill labs (writing, math, etc.) (STUEFF)	USELAB					
13.1h	Frequency: Computer lab (STUEFF)	USECOMLB					
6b	Number of books read on your own (not assigned) for personal enjoyment or academic enrichment (STUEFF)	READOWN					
10a	Preparing for class (studying, reading, writing, rehearsing, doing homework, or other activities related to your program) (STUEFF)	ACADPR01					
Academic Challenge							
4p	Worked harder than you thought you could to meet an instructor's standards or expectations (ACCHALL)	WORKHARD					
5b	Analyzing the basic elements of an idea, experience, or theory (ACCHALL)	ANALYZE					
5c	Synthesizing and organizing ideas, information, or experiences in new ways (ACCHALL)	SYNTHESZ					
5d	Making judgments about the value or soundness of information, arguments, or methods (ACCHALL)	EVALUATE					
5e	Applying theories or concepts to practical problems or in new situations (ACCHALL)	APPLYING					
5f	Using information you have read or heard to perform a new skill (ACCHALL)	PERFORM					
6a	Number of assigned textbooks, manuals, books, or book-length packs of course readings (ACCHALL)	READASGN					
6c	Number of written papers or reports of any length (ACCHALL)	WRITEANY					
7	Mark the box that best represents the extent to which your examinations during the current school year have challenged you to do your best work at this college (ACCHALL)	EXAMS					
9a	Encouraging you to spend significant amounts of time studying (ACCHALL)	ENVSCHOL					
Student Faculty Interaction							
4k	Used email to communicate with an instructor (STUFAC)	EMAIL					
4l	Discussed grades or assignments with an instructor (STUFAC)	FACGRADE					
4m	Talked about career plans with an instructor or advisor (STUFAC)	FACPLANS					
4n	Discussed ideas from your readings or classes with instructors outside of class (STUFAC)	FACIDEAS					
4o	Received prompt feedback (written or oral) from instructors on your performance (STUFAC)	FACFEED					
4q	Worked with instructors on activities other than coursework (STUFAC)	FACOTH					

## Comparison of TVCC to National Average Responses for Benchmark Related CCSSE Survey Items

			Legend:	Significantly Lower	Lower	Even	Higher	Significantly Higher
Item#	Description	CCSSE Code	ALL TVCC					
			2005	2007	2009	2011	2013	
Support for Learners								
9b	Providing the support you need to help you succeed at this college (SUPPORT)	ENVSUPRT						
9c	Encouraging contact among students from different economic, social, and racial or ethnic backgrounds (SUPPORT)	ENVDIVRS						
9d	Helping you cope with your non-academic responsibilities (work, family, etc.) (SUPPORT)	ENVNACAD						
9e	Providing the support you need to thrive socially (SUPPORT)	ENVSOCAL						
9f	Providing the financial support you need to afford your education (SUPPORT)	FINSUPP						
13.1a	Frequency: Academic advising/planning (SUPPORT)	USEACAD						
13.1b	Frequency: Career counseling (SUPPORT)	USECACOU						



# Comparison of TVCC to Mid-Sized College Average Responses for Benchmark Related CCSSE Survey Items

		Legend:	Significantly Lower	Lower	Even	Higher	Significantly Higher
Item#	Description	CCSSE Code	ALL TVCC				
			2005	2007	2009	2011	2013
Active and Collaborative Learning							
4a	Asked questions in class or contributed to class discussions (ACTCOL)	CLQUEST					
4b	Made a class presentation (ACTCOL)	CLPRESEN					
4f	Worked with other students on projects during class (ACTCOL)	CLASSGRP					
4g	Worked with classmates outside of class to prepare class assignments (ACTCOL)	OCCGRP					
4h	Tutored or taught other students (paid or voluntary) (ACTCOL)	TUTOR					
4i	Participated in a community-based project as a part of a regular course (ACTCOL)	COMMPROJ					
4r	Discussed ideas from your readings or classes with others outside of class (students, family members, co-workers, etc.) (ACTCOL)	OOCIDEAS					
Student Effort							
4c	Prepared two or more drafts of a paper or assignment before turning it in (STUEFF)	REWROPAP					
4d	Worked on a paper or project that required integrating ideas or information from various sources (STUEFF)	INTEGRAT					
4e	Came to class without completing readings or assignments (STUEFF)	CLUNPREP					
13.1d	Frequency: Peer or other tutoring (STUEFF)	USETUTOR					
13.1e	Frequency: Skill labs (writing, math, etc.) (STUEFF)	USELAB					
13.1h	Frequency: Computer lab (STUEFF)	USECOMLB					
6b	Number of books read on your own (not assigned) for personal enjoyment or academic enrichment (STUEFF)	READOWN					
10a	Preparing for class (studying, reading, writing, rehearsing, doing homework, or other activities related to your program) (STUEFF)	ACADPR01					
Academic Challenge							
4p	Worked harder than you thought you could to meet an instructor's standards or expectations (ACCHALL)	WORKHARD					
5b	Analyzing the basic elements of an idea, experience, or theory (ACCHALL)	ANALYZE					
5c	Synthesizing and organizing ideas, information, or experiences in new ways (ACCHALL)	SYNTHEZ					
5d	Making judgments about the value or soundness of information, arguments, or methods (ACCHALL)	EVALUATE					
5e	Applying theories or concepts to practical problems or in new situations (ACCHALL)	APPLYING					
5f	Using information you have read or heard to perform a new skill (ACCHALL)	PERFORM					
6a	Number of assigned textbooks, manuals, books, or book-length packs of course readings (ACCHALL)	READASGN					
6c	Number of written papers or reports of any length (ACCHALL)	WRITEANY					
7	Mark the box that best represents the extent to which your examinations during the current school year have challenged you to do your best work at this college (ACCHALL)	EXAMS					
9a	Encouraging you to spend significant amounts of time studying (ACCHALL)	ENVSCHOL					
Student Faculty Interaction							
4k	Used email to communicate with an instructor (STUFAC)	EMAIL					
4l	Discussed grades or assignments with an instructor (STUFAC)	FACGRADE					
4m	Talked about career plans with an instructor or advisor (STUFAC)	FACPLANS					
4n	Discussed ideas from your readings or classes with instructors outside of class (STUFAC)	FACIDEAS					
4o	Received prompt feedback (written or oral) from instructors on your performance (STUFAC)	FACFEED					
4q	Worked with instructors on activities other than coursework (STUFAC)	FACOTH					

## Comparison of TVCC to Mid-Sized College Average Responses for Benchmark Related CCSSE Survey Items

Legend:			Significantly Lower	Lower	Even	Higher	Significantly Higher
Support for Learners							
Item#	Description	CCSSE Code	ALL TVCC				
			2005	2007	2009	2011	2013
9b	Providing the support you need to help you succeed at this college (SUPPORT)	ENVSUPRT					
9c	Encouraging contact among students from different economic, social, and racial or ethnic backgrounds (SUPPORT)	ENVDIVRS					
9d	Helping you cope with your non-academic responsibilities (work, family, etc.) (SUPPORT)	ENVNACAD					
9e	Providing the support you need to thrive socially (SUPPORT)	ENVSOCAL					
9f	Providing the financial support you need to afford your education (SUPPORT)	FINSUPP					
13.1a	Frequency: Academic advising/planning (SUPPORT)	USEACAD					
13.1b	Frequency: Career counseling (SUPPORT)	USECACOU					

# AREAS FOR IMPROVEMENT

- The following reorders the questions based on the score received at TVCC.
- Scores under 2.00 are **bolded**
- Under Academic Challenge the lowest score is **bolded** and in *italics* although it is above 2.00.



### Comparison of TVCC by Scaled Averages

Item / Description	TVCC		Medium Colleges		2013 Cohort	
	N	Mean	N	Mean	N	Mean
<b>Student Effort</b>						
<b>13.1d. Peer or other tutoring [STUEFF]</b>	<b>457</b>	<b>1.50</b>	<b>89496</b>	<b>1.49</b>	<b>336887</b>	<b>1.50</b>
<b>4e. Came to class without completing readings or assignments [STUEFF]</b>	<b>669</b>	<b>1.76</b>	<b>121138</b>	<b>1.80</b>	<b>454142</b>	<b>1.82</b>
<b>13.1e. Skill labs (writing, math, etc.) [STUEFF]</b>	<b>502</b>	<b>1.82</b>	<b>93064</b>	<b>1.74</b>	<b>349821</b>	<b>1.75</b>
6b. Number of books read on your own (not assigned) for personal enjoyment or academic enrichment [STUEFF]	668	2.00	120711	2.08	452537	2.09
10a. Preparing for class (studying, reading, writing, rehearsing, doing homework, or other activates related to your program) [STUEFF]	668	2.02	120399	2.03	451408	2.02
13.1h. Computer lab [STUEFF]	595	2.13	104447	2.08	390178	2.08
4c. Prepared two or more drafts of a paper or assignment before turning it in [STUEFF]	675	2.50	121255	2.51	454699	2.52
4d. Worked on a paper or project that required integrating ideas or information from various sources [STUEFF]	674	2.77	121361	2.78	455147	2.80
<b>Student Faculty Interaction</b>						
<b>4q. Worked with instructors on activities other than coursework [STUFAC]</b>	<b>661</b>	<b>1.33</b>	<b>120215</b>	<b>1.44</b>	<b>450774</b>	<b>1.45</b>
<b>4n. Discussed ideas from your readings or classes with instructors outside of class [STUFAC]</b>	<b>670</b>	<b>1.73</b>	<b>120888</b>	<b>1.77</b>	<b>453261</b>	<b>1.78</b>
4m. Talked about career plans with an instructor or advisor [STUFAC]	675	2.08	121030	2.10	453905	2.10
4o. Received prompt feedback (written or oral) from instructors on your performance [STUFAC]	669	2.67	121139	2.72	454001	2.71
4l. Discussed grades or assignments with an instructor [STUFAC]	670	2.69	121367	2.61	454961	2.60
4k. Used e-mail to communicate with an instructor [STUFAC]	672	2.75	121212	2.86	454392	2.85
<b>Academic Challenge</b>						
<b>5d. Making judgments about the value or soundness of information, arguments, or methods [ACCHALL]</b>	<b>670</b>	<b>2.62</b>	<b>121001</b>	<b>2.60</b>	<b>453781</b>	<b>2.61</b>
5e. Applying theories or concepts to practical problems or in new situations [ACCHALL]	673	2.71	121234	2.71	454469	2.72
4p. Worked harder than you thought you could to meet an instructor's standards or expectations [ACCHALL]	676	2.73	121150	2.62	454394	2.62
5f. Using information you have read or heard to perform a new skill [ACCHALL]	675	2.82	121635	2.83	456065	2.84
6c. Number of written papers or reports of any length [ACCHALL]	667	2.83	120641	2.88	452286	2.90
5c. Synthesizing and organizing ideas, information, or experiences in new ways [ACCHALL]	668	2.84	120893	2.77	453181	2.78
6a. Number of assigned textbooks, manuals, books, or book-length packs of course readings [ACCHALL]	666	2.87	120705	2.91	452635	2.91
5b. Analyzing the basic elements of an idea, experience, or theory [ACCHALL]	675	2.96	121381	2.90	455147	2.91
9a. Encouraging you to spend significant amounts of time studying [ACCHALL]	666	3.11	120612	3.04	452292	3.04
7. Mark the response that best represents the extent to which your examinations during the current school year have challenged you to do your best work at this college [ACCHALL]	646	5.16	116452	5.00	436008	4.98

## Comparison of TVCC by Scaled Averages

Item / Description	TVCC		Medium Colleges		2013 Cohort	
	N	Mean	N	Mean	N	Mean
Active and Collaborative Learning						
<b>4i. Participated in a community-based project as a part of a regular course [ACTCOLL]</b>	<b>668</b>	<b>1.25</b>	<b>120955</b>	<b>1.32</b>	<b>453655</b>	<b>1.33</b>
<b>4h. Tutored or taught other students (paid or voluntary) [ACTCOLL]</b>	<b>674</b>	<b>1.36</b>	<b>121550</b>	<b>1.38</b>	<b>455666</b>	<b>1.39</b>
<b>4g. Worked with classmates outside of class to prepare class assignments [ACTCOLL]</b>	<b>670</b>	<b>1.97</b>	<b>121283</b>	<b>1.91</b>	<b>454719</b>	<b>1.93</b>
4b. Made a class presentation [ACTCOLL]	676	2.07	121690	2.10	456476	2.13
4f. Worked with other students on projects during class [ACTCOLL]	667	2.33	120905	2.52	453406	2.52
4r. Discussed ideas from your readings or classes with others outside of class (students, family members, co-workers, etc.) [ACTCOLL]	675	2.62	121475	2.56	455428	2.56
4a. Asked questions in class or contributed to class discussions [ACTCOLL]	678	2.92	122163	2.95	458170	2.94
Support for Learners						
<b>13.1b. Career counseling [SUPPORT]</b>	<b>541</b>	<b>1.57</b>	<b>94682</b>	<b>1.43</b>	<b>356328</b>	<b>1.44</b>
<b>13.1a. Academic advising/planning [SUPPORT]</b>	<b>622</b>	<b>1.90</b>	<b>110494</b>	<b>1.80</b>	<b>414300</b>	<b>1.80</b>
9d. Helping you cope with your non-academic responsibilities (work, family, etc.) [SUPPORT]	664	2.02	120034	1.98	450050	1.99
9e. Providing the support you need to thrive socially [SUPPORT]	657	2.26	119483	2.20	448111	2.21
9c. Encouraging contact among students from different economic, social, and racial or ethnic backgrounds [SUPPORT]	666	2.63	119981	2.55	450035	2.57
9f. Providing the financial support you need to afford your education [SUPPORT]	667	2.72	119760	2.60	449118	2.58
9b. Providing the support you need to help you succeed at this college [SUPPORT]	667	3.08	120405	3.01	451534	3.01