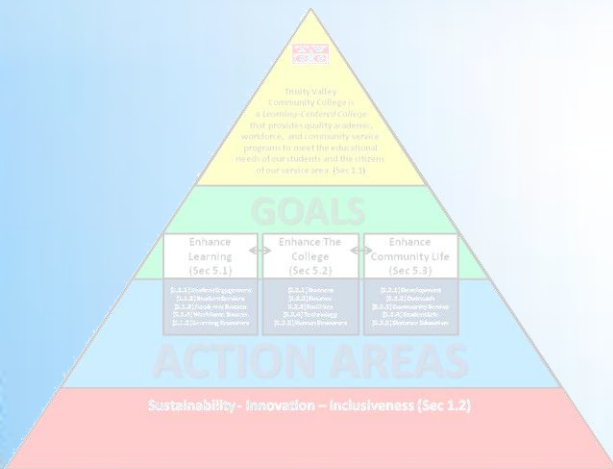


























# \* Strategic Planning Committee Meeting

11/18/2011



TVCC 2011 Strategic Planning Dashboard															
TVCC Strategic Planning Goals (2011-2014 Strategic Plan - 122 Total Plans with 336 Outcomes - 16 Plans have no approved outcomes. Outcomes presented below include duplication when one outcome satisfies multiple goals)														Overall Status 	
Enhance Learning				Enhance the College				Enhance Community Life							
# Outcomes	Completed	Status		# Outcomes	Completed	Status		# Outcomes	Completed	Status					
Student Engagement	20	8		Business	2	2		Development	3	2					
Student Services	22	12		Finance	1	0		Outreach	3	2					
Academic Success	23	13		Facilities	8	5		Community Services	8	6					
Workforce Success	16	16		Technology	37	23		Student Life	7	0					
Learning Resources	13	12		Human Resources	2	0		Distance Education	3	3					
General Education Goals (Outcome Counts include duplication when one outcome satisfies multiple goals)															
Communications	47	35		Reading Skills	53	38		Mathematical Skills	15	9					
Critical Thinking Skills	71	58		Cultural and Ethnic Diversity	2	2		Computer Skills	25	15					
Art Appreciation	5	5		Social Sciences	8	4		Natural Sciences	18	6					
Engaged Learning	55	38													
Closing the Gaps Goals															
Participation	2009	2010	2011	Awaiting Data	Success	2009	2010	2011	Awaiting Data	Excellence	2009	2010	2011	Awaiting Data	
															
90-100% Completion of Annual Goals				90-85% Completion of Annual Goals						< 65% Completion of Annual Outcomes					
100% Completion of Outcomes or target				More than 75% Completion of Outcomes or target						40-75% Completion of Outcomes or target					
20% - 100% Completion of Outcomes or target				Less than 75% Completion of Outcomes or target											
														Legend	

\* Dashboard  
(See Handouts)

## Past Due Assessment Plans

PlanPeriod	Planning Area	Status Description	Administrator	User
FY09	Kinesiology Education	Document Outcomes	Jeremy McMillen	Brad Smiley
FY09	Kinesiology Division Administration	Revise Results	Jeremy McMillen	Brad Smiley
FY10	Testing Services Administration	Create Plan Draft	Colette Hilliard	Gail St.Clair
FY10	Student Activities Administration	Create Plan Draft	Michael Landers	Harold Jones
FY10	Student Services Administration	Create Plan Draft	Michael Landers	Cortney Curran
FY10	Kinesiology Education	Create Plan Draft	Jeremy McMillen	Brad Smiley
FY10	Music Education (Band)	Administrative Approval of Draft	Kelly Driskell	Mike Matchael
FY10	Fire Sciences Education	Create Plan Draft	David McAnally	Ron Walker
FY10	Horticulture Education	Create Plan Draft	David McAnally	Ron Walker
FY10	Athletics Administration	Create Plan Draft	Michael Landers	Pat Smith
FY10	Student Services Programs Administration	Document Outcomes	Glendon Forgey	TBD - Student Services
FY10	Print and Graphics Shop Administration	Create Plan Draft	Mary Nicholson	Brian Spurling
FY10	Kinesiology Division Administration	Document Outcomes	Jeremy McMillen	Brad Smiley
FY10	Campus Police Administration	Administrative Review of Results	Michael Landers	TBD - Campus Police
FY10	Terrell Campus Administration	Create Plan Draft	Jerry King	Algia Allen

 Outstanding FY10  
and Earlier Plans

- \* Several FY10 and FY11 plans never had outcomes added - possible solutions:
  - \* Retroactive additions with documentation
  - \* Delete the plans
- \* Remaining FY10 and FY11 plans require documentation or administrator approval for closure

# \* FY10 and FY11 Assessment Plan Issues

(See Handouts)

- \* On 11/15/2011 45 of 122 total plans didn't have any outcomes added
- \* Plans missing outcomes are predominately Administrative Outcome plans
- \* 38 Administrative plans without outcomes
- \* 7 Academic plans without outcomes

# \* FY12 Assessment Plans

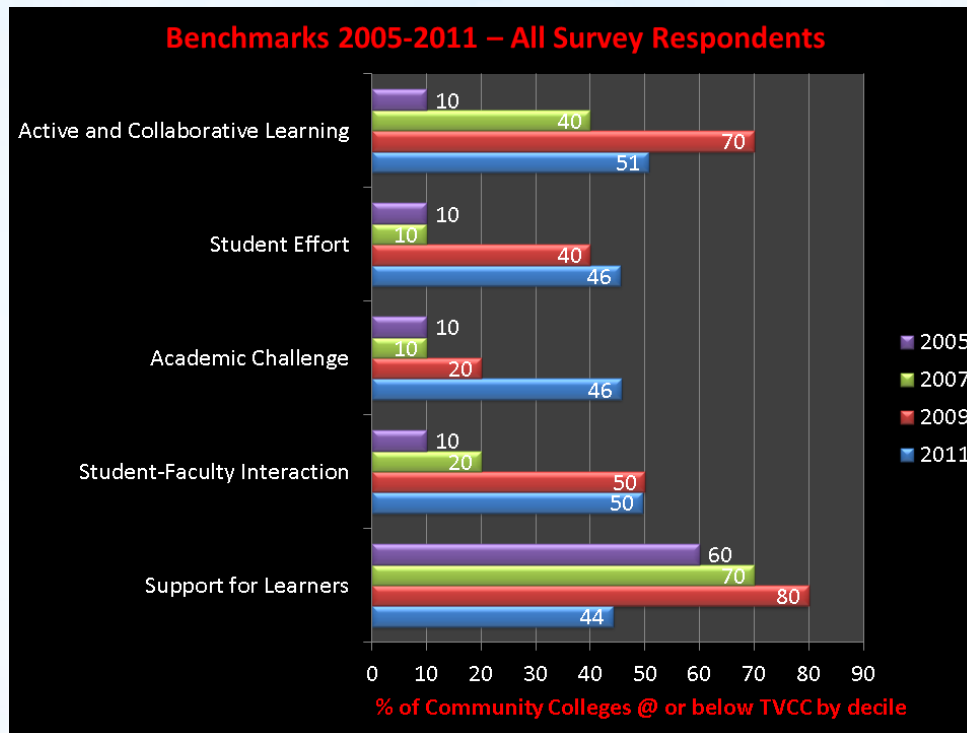
(See Handouts)

- \* The most recent report is posted on the Institutional Research Webpage

- \* [http://www.tvcc.edu/institutionalresearch/data/2011\\_05\\_10\\_RedBird\\_AchievementReport.pdf](http://www.tvcc.edu/institutionalresearch/data/2011_05_10_RedBird_AchievementReport.pdf)

- \* Unfortunately there have been no additions since May

## \* Red Bird Reports



- \* Committees are working on Compliance sections and QEP section as assigned
  - \* Board policy updates underway
  - \* Resume and job description updates underway
  - \* Report rough draft due Dec. 2<sup>nd</sup>
  - \* We will continue writing and polishing report through the spring 2012 semester
  - \* The final document is due at SACS on Sept. 15, 2012 (seven copies)

## \* SACS 5<sup>th</sup> Year Report