

Trinity Valley Community College

Learning Resource Center

Spring 2018

Campus: Athens

Student Report

During the last year, I have used the LRC for the following reasons (Mark all that apply):

Mean: -

Response	Frequency	Percent	Graph
Check Email	2	50.00	
Distance Education Testing	1	25.00	
Blackboard	1	25.00	
Financial Aid	1	25.00	
Came with a class	0	0.00	
Research	3	75.00	
Internet Access	2	50.00	
Copy Machine	1	25.00	
Purchase of scantrons pencils etc.	0	0.00	
Work on assignments	3	75.00	
Personal enrichment/enjoyment	2	50.00	
Other	0	0.00	
Total Valid	4	100.00	
Total	4	100.00	

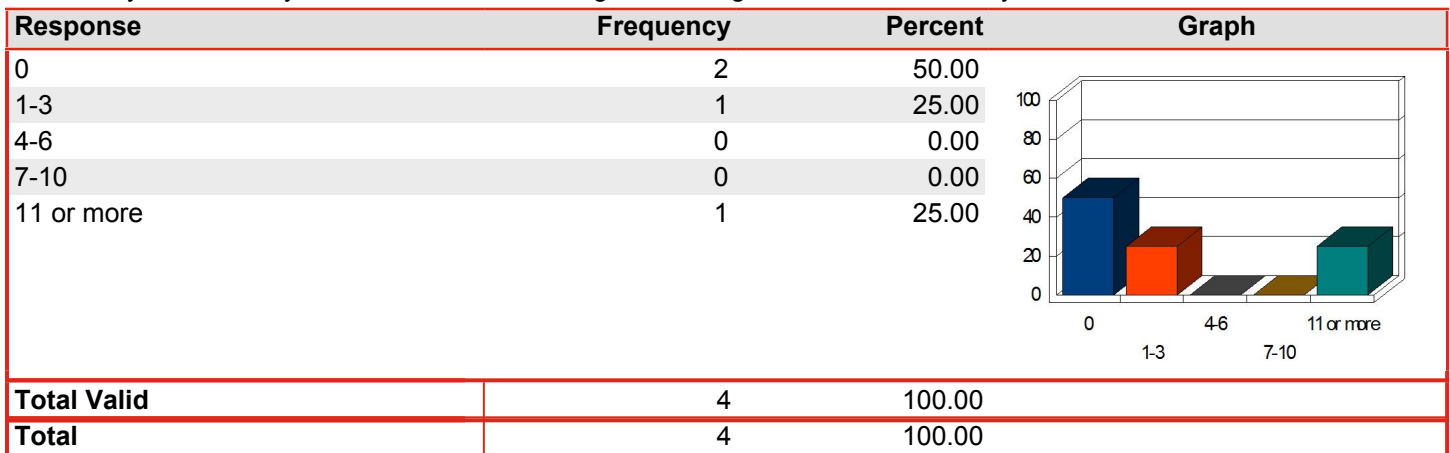
How many times during the fall and spring semesters did you go to the LRC to study, use materials, etc.?

Mean: 3.50

Response	Frequency	Percent	Graph
0	1	25.00	
1-3	0	0.00	
4-6	1	25.00	
7-10	0	0.00	
11 or more	2	50.00	
Total Valid	4	100.00	
Total	4	100.00	

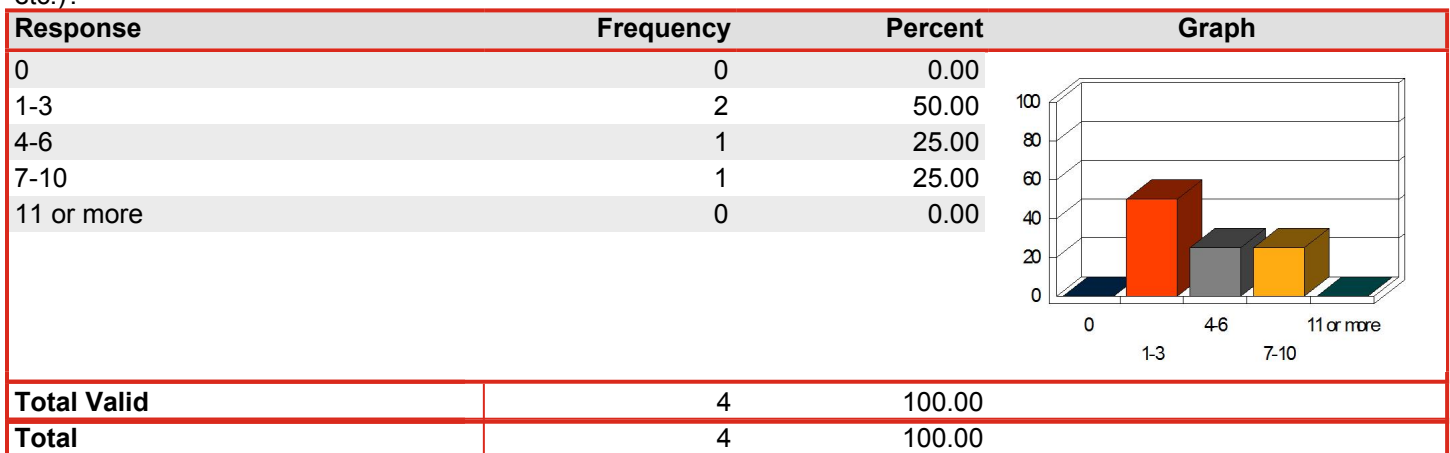
How many times have you used the online catalog for locating materials in the library?

Mean: 2.25




How many times have staff members helped you with an informational need (research, locating materials, etc.)?

Mean: 2.75



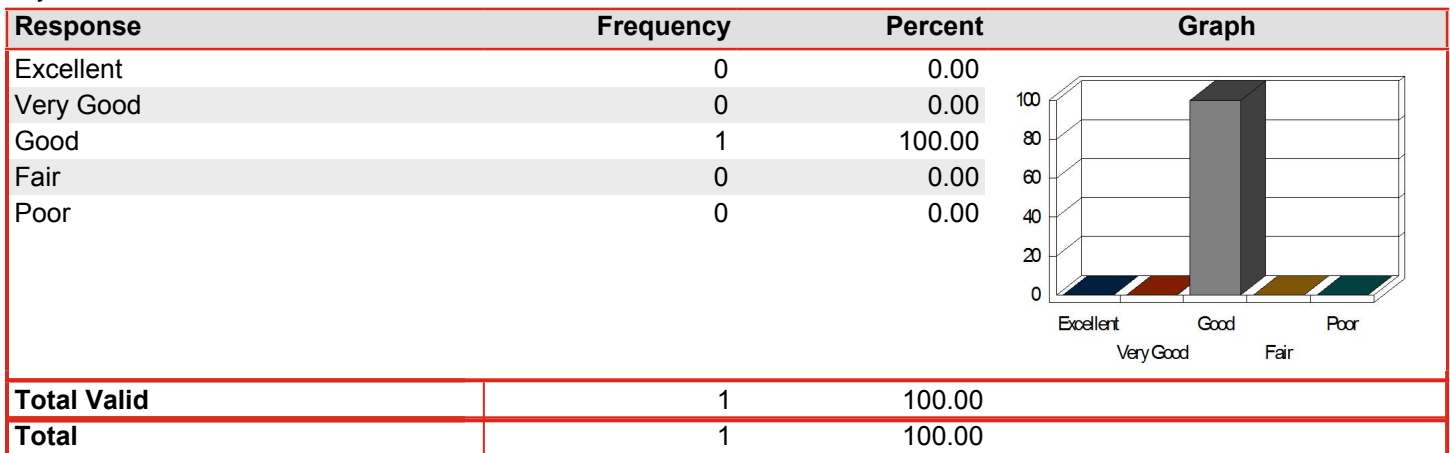
Have you used streaming video available through the LRC?

Mean: 1.20



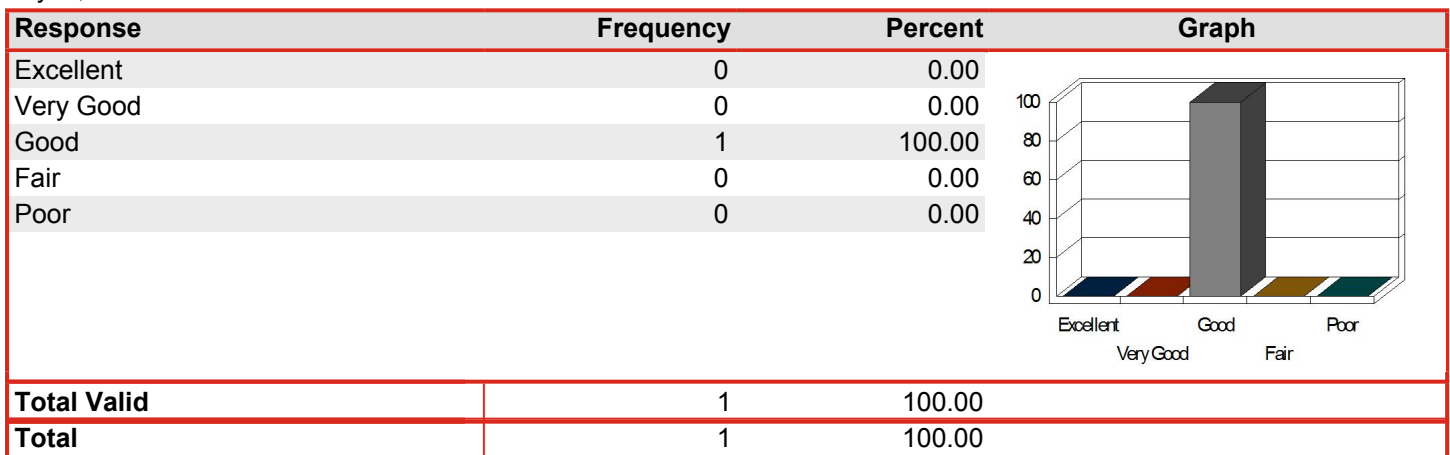
If yes, how useful has it been?

Mean: 3.00



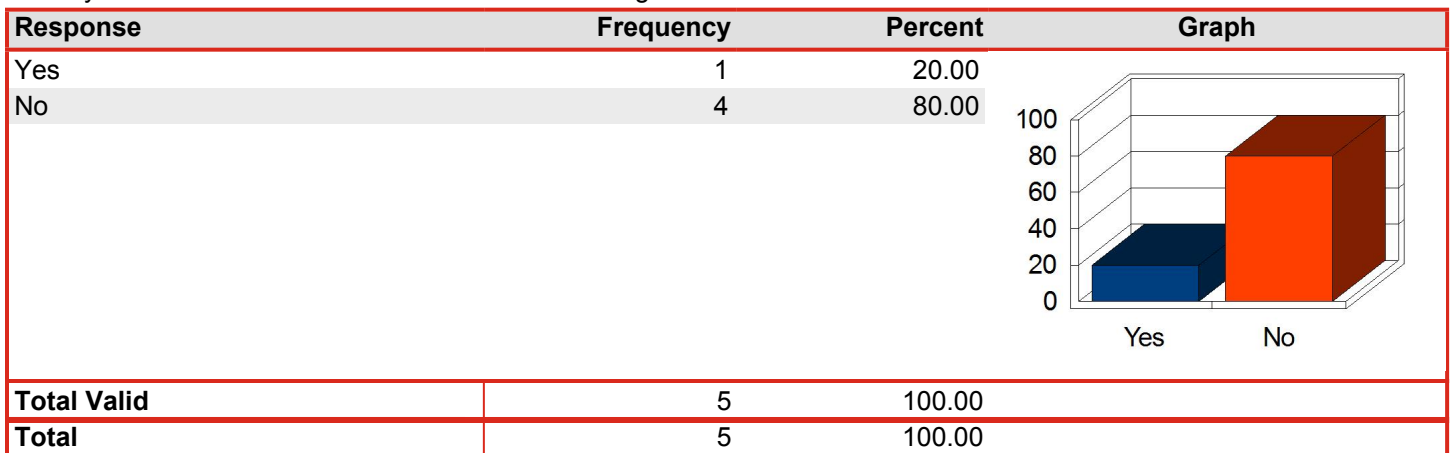
If yes, how convenient is it to use?

Mean: 3.00



Have you downloaded eBooks or eAudiobooks through Overdrive?

Mean: 1.20



If yes, how satisfied are you with this product?

Mean: 4.00

Response	Frequency	Percent	Graph
Very Satisfied	0	0.00	
Satisfied	1	100.00	
Neutral	0	0.00	
Dissatisfied	0	0.00	
Very Dissatisfied	0	0.00	
<i>Not Applicable</i>	0		
Total Valid	1	100.00	
Total	1	100.00	

Have you used a LibGuide (a list of library resources available on the library's webpage for specific classes) for any of your classes? Mean: 1.00

Response	Frequency	Percent	Graph
Yes	0	0.00	
No	5	100.00	
Total Valid	5	100.00	
Total	5	100.00	


If yes, how useful has the LibGuide been for you?

Mean: -

Response	Frequency	Percent	Graph
Very Useful	0	0.00	
Useful	0	0.00	
<i>No Opinion</i>	0		
Somewhat Useful	0	0.00	
Not At All Useful	0	0.00	
Total Valid	0	0.00	
Total	0	0.00	

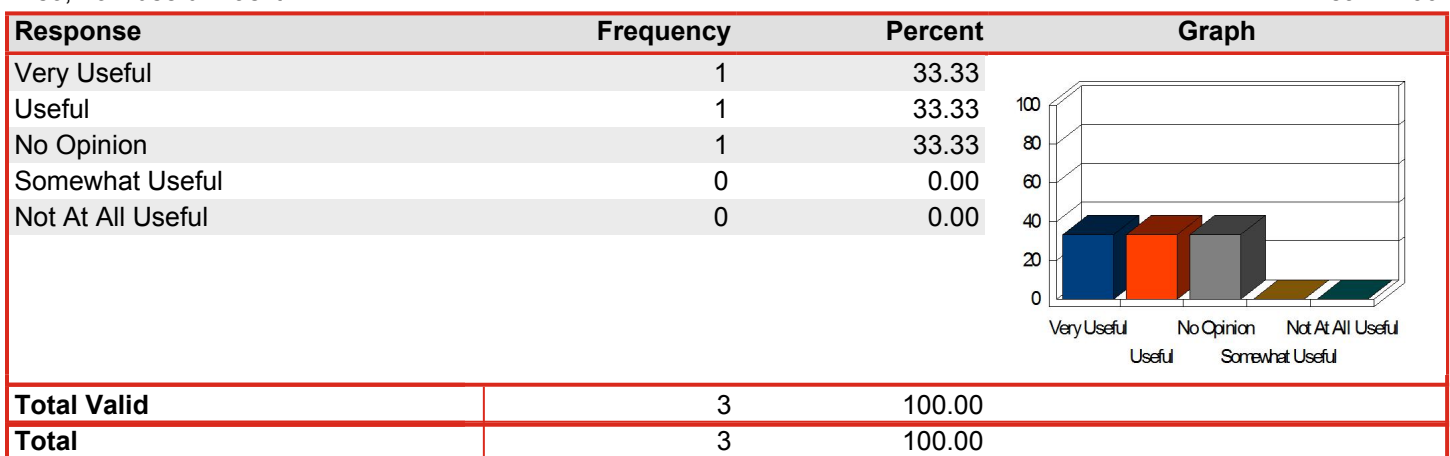
Have you used the collaboration room (room with the large TV and HDMI laptop connections-Athens Campus Only)?

Mean: 1.60



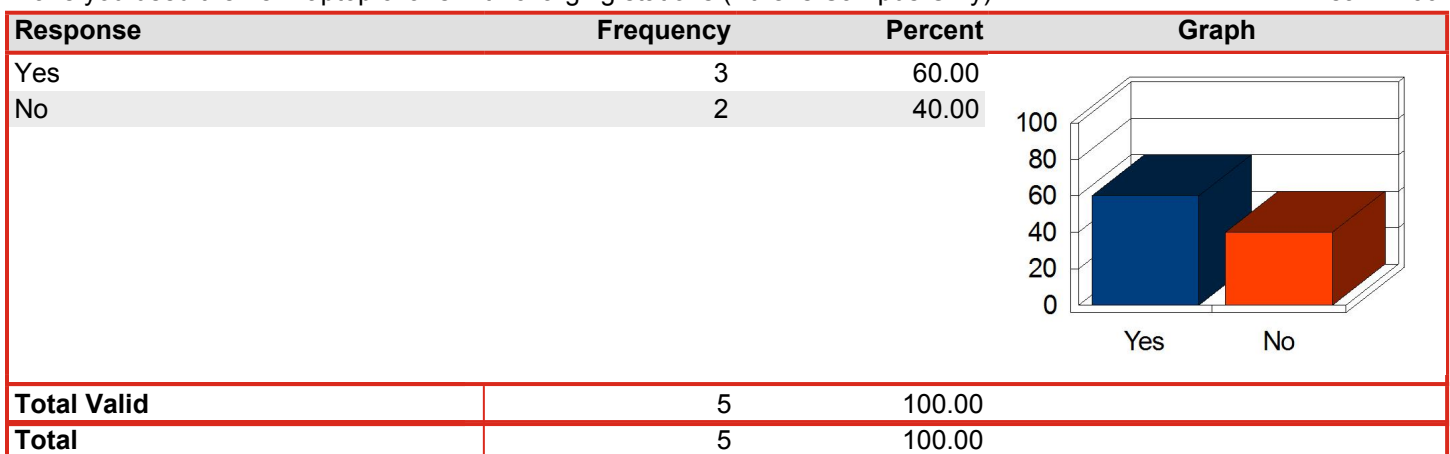
If so, how useful was it?

Mean: 4.00



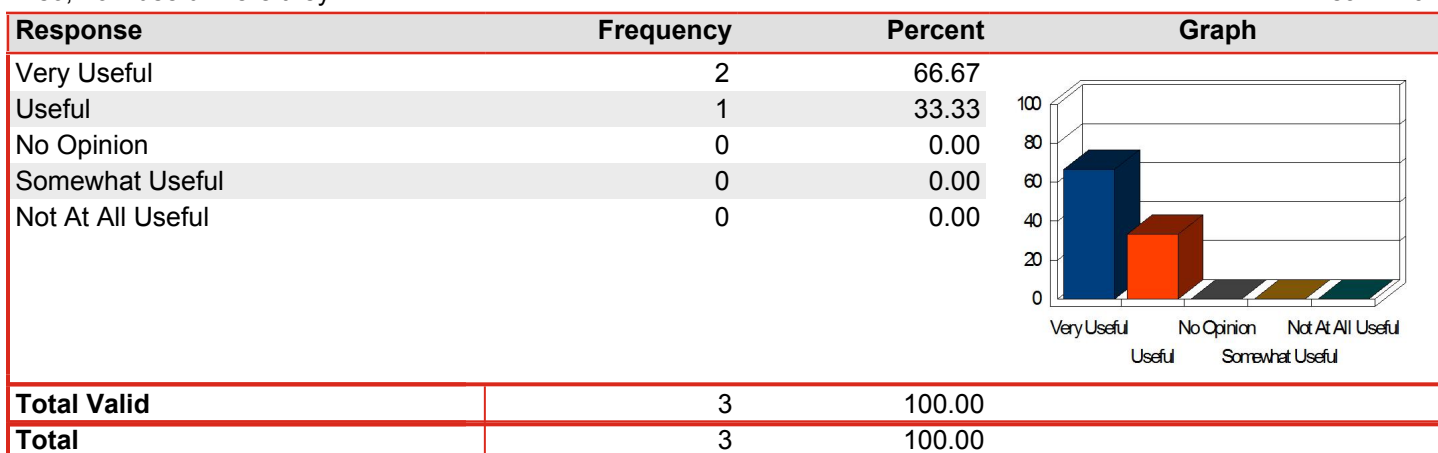
Have you used the new laptop chairs with charging stations (Athens Campus Only)?

Mean: 1.60



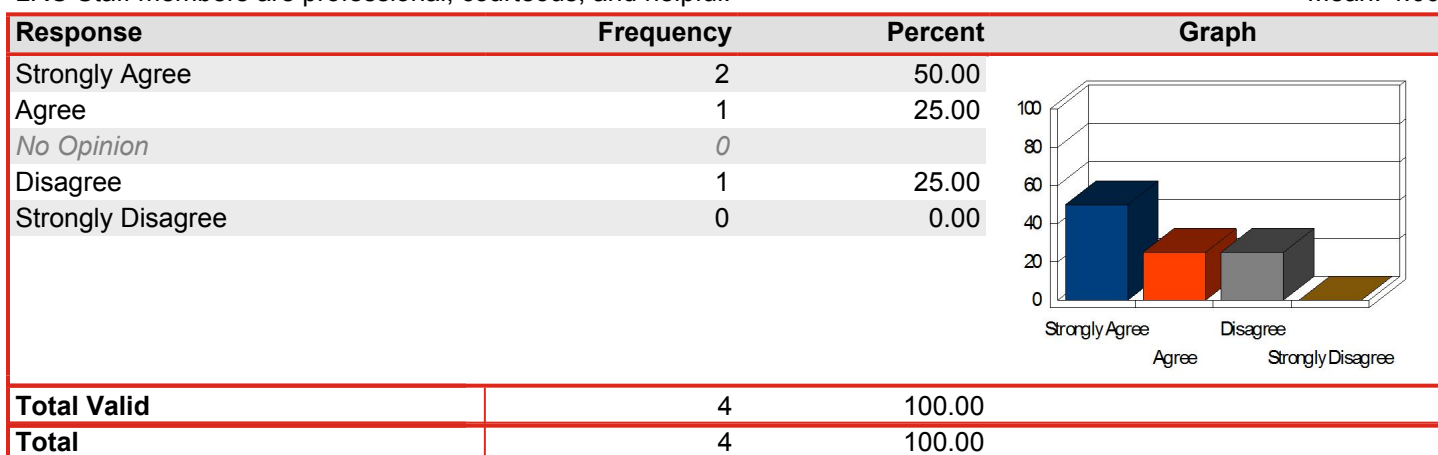
If so, how useful were they?

Mean: 4.67



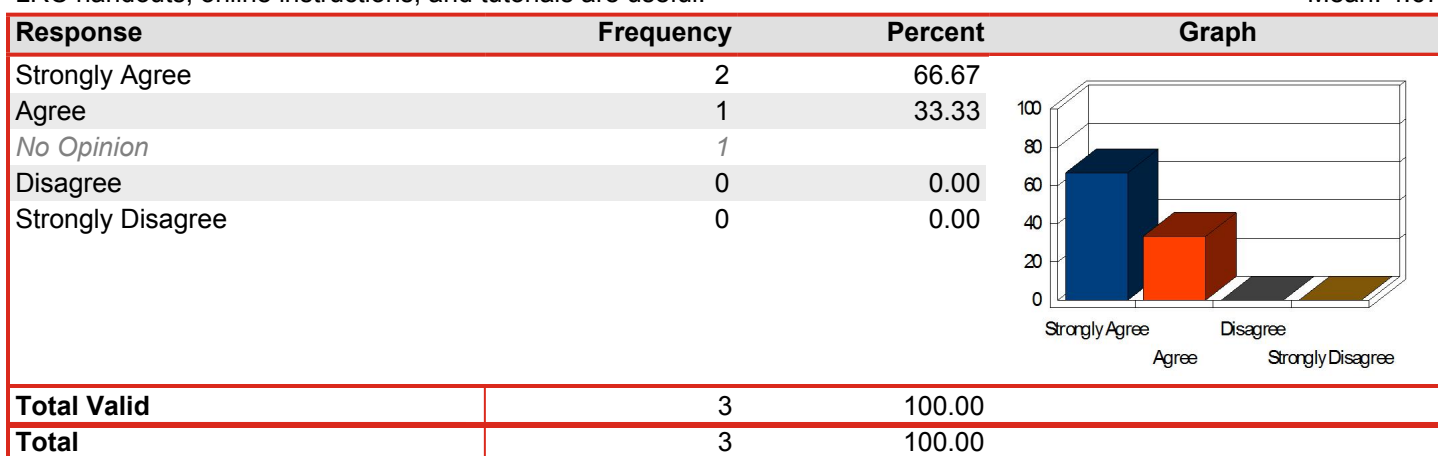
LRC Staff members are professional, courteous, and helpful.

Mean: 4.00



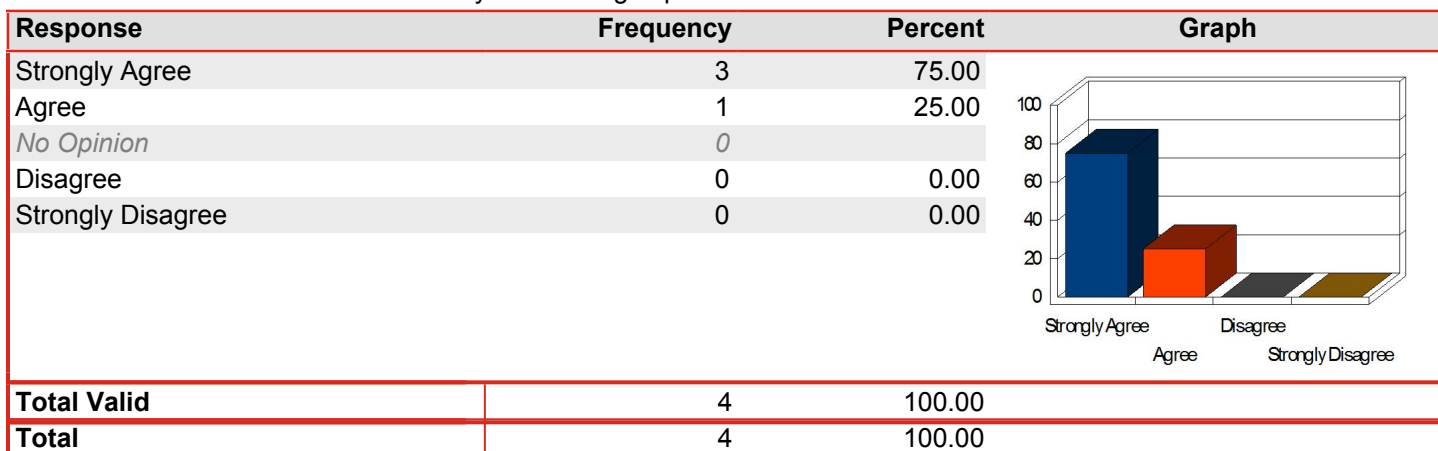
LRC handouts, online instructions, and tutorials are useful.

Mean: 4.67



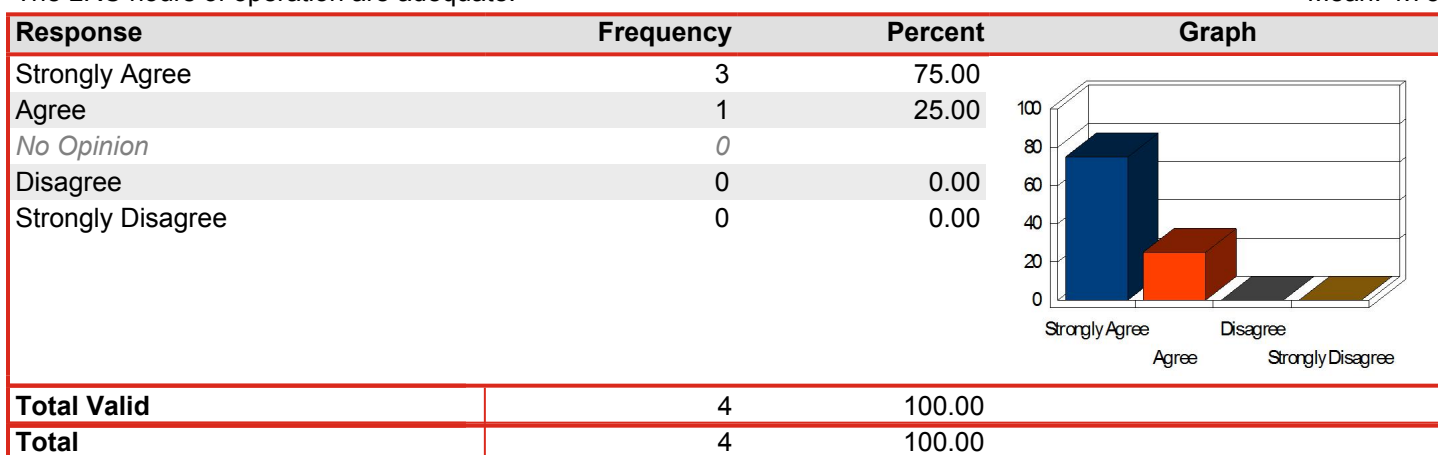
The LRC environment is conducive to your learning experience at TVCC.

Mean: 4.75



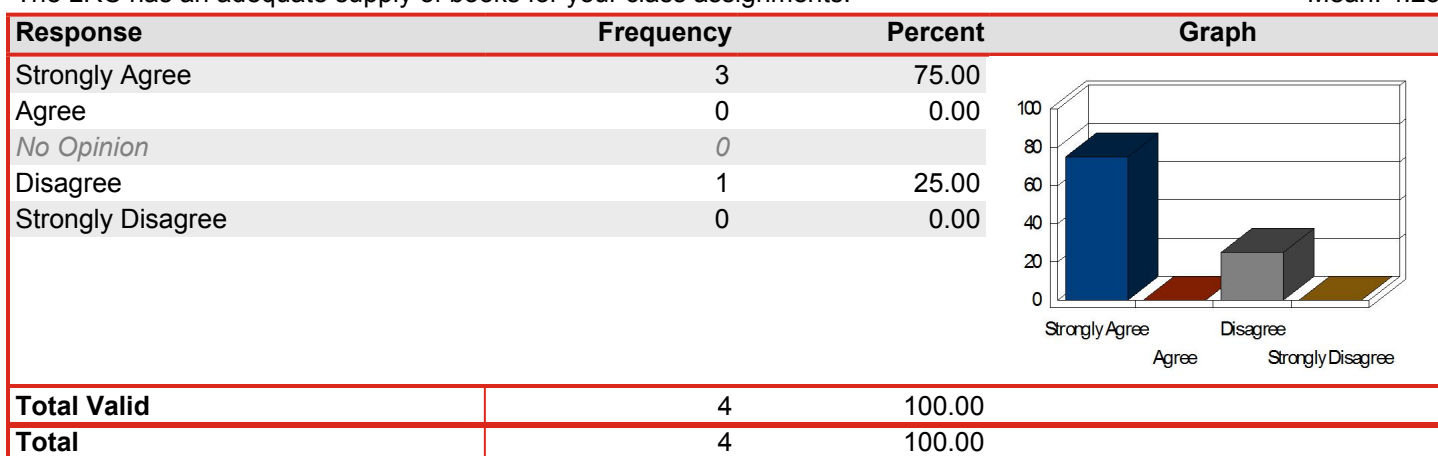
The LRC hours of operation are adequate.

Mean: 4.75



The LRC has an adequate supply of books for your class assignments.

Mean: 4.25



The LRC has an adequate supply of magazines and journals for your class assignments.

Mean: 4.00

Response	Frequency	Percent	Graph
Strongly Agree	2	50.00	
Agree	1	25.00	
<i>No Opinion</i>	0		
Disagree	1	25.00	
Strongly Disagree	0	0.00	
Total Valid	4	100.00	
Total	4	100.00	

The LRC has an adequate supply of online materials for your class assignments.

Mean: 4.67

Response	Frequency	Percent	Graph
Strongly Agree	2	66.67	
Agree	1	33.33	
<i>No Opinion</i>	1		
Disagree	0	0.00	
Strongly Disagree	0	0.00	
Total Valid	3	100.00	
Total	3	100.00	

I feel confident in using the LRC and its resources.

Mean: 4.50

Response	Frequency	Percent	Graph
Strongly Agree	2	50.00	
Agree	2	50.00	
<i>No Opinion</i>	0		
Disagree	0	0.00	
Strongly Disagree	0	0.00	
Total Valid	4	100.00	
Total	4	100.00	

Instructional sessions conducted by librarians on using available resources have been helpful to me.

Mean: 4.50

Response	Frequency	Percent	Graph
Strongly Agree	1	50.00	
Agree	1	50.00	
<i>No Opinion</i>	2		
Disagree	0	0.00	
Strongly Disagree	0	0.00	
Total Valid	2	100.00	
Total	2	100.00	

Overall, I am satisfied with the quality of library services and collections at TVCC.

Mean: 4.50

Response	Frequency	Percent	Graph
Strongly Agree	2	50.00	
Agree	2	50.00	
<i>No Opinion</i>	0		
Disagree	0	0.00	
Strongly Disagree	0	0.00	
Total Valid	4	100.00	
Total	4	100.00	

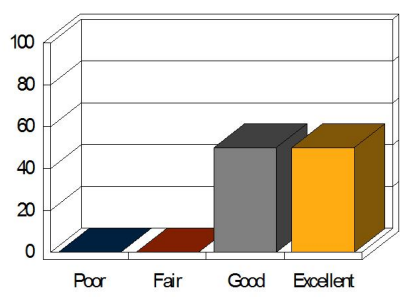
Have you used the EBSCO Discovery Service to search for books, journals and other materials?

Mean: 1.20

Response	Frequency	Percent	Graph
Yes	1	20.00	
No	4	80.00	
Total Valid	5	100.00	
Total	5	100.00	

Is so, how useful was the service for finding information in the library's collection?

Mean: 3.50

Response	Frequency	Percent	Graph
Poor	0	0.00	
Fair	0	0.00	
Good	1	50.00	
Excellent	1	50.00	
Total Valid	2	100.00	
Total	2	100.00	

Trinity Valley Community College

Learning Resource Center

Spring 2018

Campus: Dual-Credit

Student Report

During the last year, I have used the LRC for the following reasons (Mark all that apply):

Mean: -

Response	Frequency	Percent	Graph
Check Email	1	100.00	
Distance Education Testing	1	100.00	
Blackboard	1	100.00	
Financial Aid	0	0.00	
Came with a class	0	0.00	
Research	1	100.00	
Internet Access	1	100.00	
Copy Machine	1	100.00	
Purchase of scantrons pencils etc.	0	0.00	
Work on assignments	1	100.00	
Personal enrichment/enjoyment	1	100.00	
Other	0	0.00	
Total Valid	1	100.00	
Total	1	100.00	

How many times during the fall and spring semesters did you go to the LRC to study, use materials, etc.?

Mean: 4.00

Response	Frequency	Percent	Graph
0	0	0.00	
1-3	0	0.00	
4-6	0	0.00	
7-10	1	100.00	
11 or more	0	0.00	
Total Valid	1	100.00	
Total	1	100.00	

How many times have you used the online catalog for locating materials in the library?

Mean: 4.00

Response	Frequency	Percent	Graph
0	0	0.00	
1-3	0	0.00	
4-6	0	0.00	
7-10	1	100.00	
11 or more	0	0.00	
Total Valid	1	100.00	
Total	1	100.00	

How many times have staff members helped you with an informational need (research, locating materials, etc.)?

Mean: 4.00

Response	Frequency	Percent	Graph
0	0	0.00	
1-3	0	0.00	
4-6	0	0.00	
7-10	1	100.00	
11 or more	0	0.00	
Total Valid	1	100.00	
Total	1	100.00	

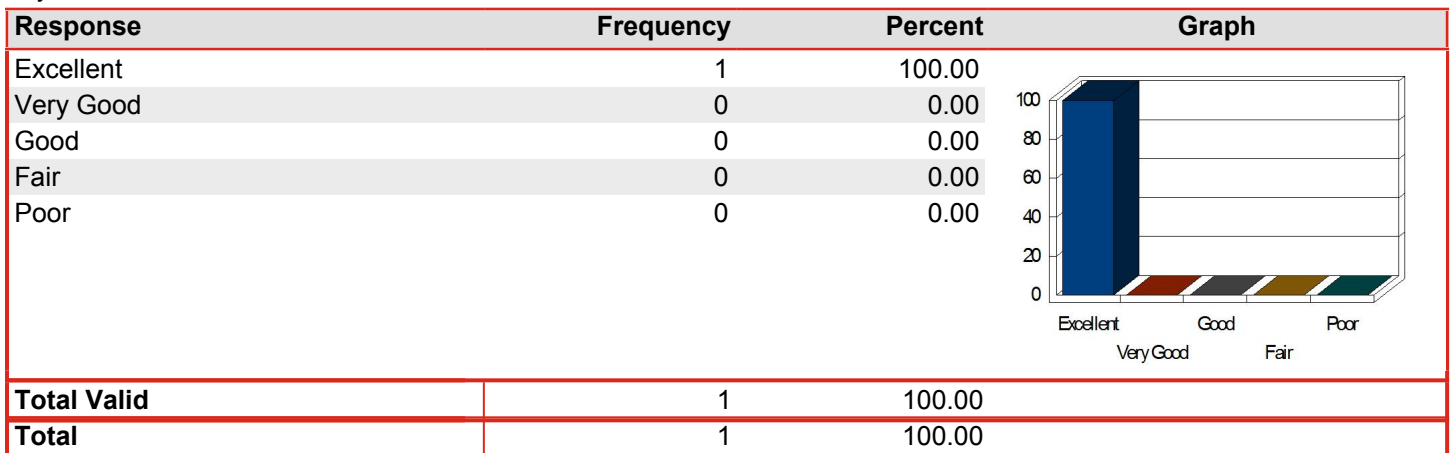
Have you used streaming video available through the LRC?

Mean: 2.00

Response	Frequency	Percent	Graph
Yes	1	100.00	
No	0	0.00	
Total Valid	1	100.00	
Total	1	100.00	

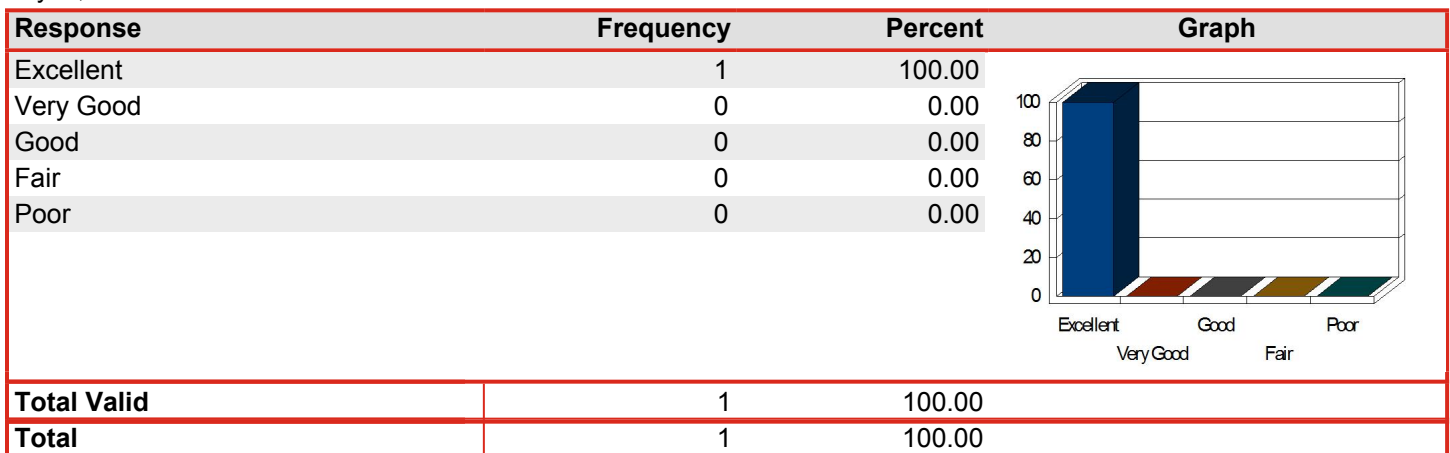
If yes, how useful has it been?

Mean: 5.00




If yes, how convenient is it to use?

Mean: 5.00



Have you downloaded eBooks or eAudiobooks through Overdrive?

Mean: 2.00



If yes, how satisfied are you with this product?

Mean: 5.00

Response	Frequency	Percent	Graph
Very Satisfied	1	100.00	<p>A 3D bar chart with a vertical axis from 0 to 100. The horizontal axis lists five categories: Very Satisfied, Satisfied, Neutral, Dissatisfied, and Very Dissatisfied. The bar for 'Very Satisfied' reaches the 100 mark, while the other bars are at 0.</p>
Satisfied	0	0.00	
Neutral	0	0.00	
Dissatisfied	0	0.00	
Very Dissatisfied	0	0.00	
<i>Not Applicable</i>	0		
Total Valid	1	100.00	
Total	1	100.00	

Have you used a LibGuide (a list of library resources available on the library's webpage for specific classes) for any of your classes? Mean: 2.00

Response	Frequency	Percent	Graph
Yes	1	100.00	<p>A 3D bar chart with a vertical axis from 0 to 100. The horizontal axis lists two categories: Yes and No. The bar for 'Yes' reaches the 100 mark, while the bar for 'No' is at 0.</p>
No	0	0.00	
Total Valid	1	100.00	
Total	1	100.00	


If yes, how useful has the LibGuide been for you?

Mean: 5.00

Response	Frequency	Percent	Graph
Very Useful	1	100.00	<p>A 3D bar chart with a vertical axis from 0 to 100. The horizontal axis lists four categories: Very Useful, Useful, Somewhat Useful, and Not At All Useful. The bar for 'Very Useful' reaches the 100 mark, while the other bars are at 0.</p>
Useful	0	0.00	
<i>No Opinion</i>	0		
Somewhat Useful	0	0.00	
Not At All Useful	0	0.00	
Total Valid	1	100.00	
Total	1	100.00	

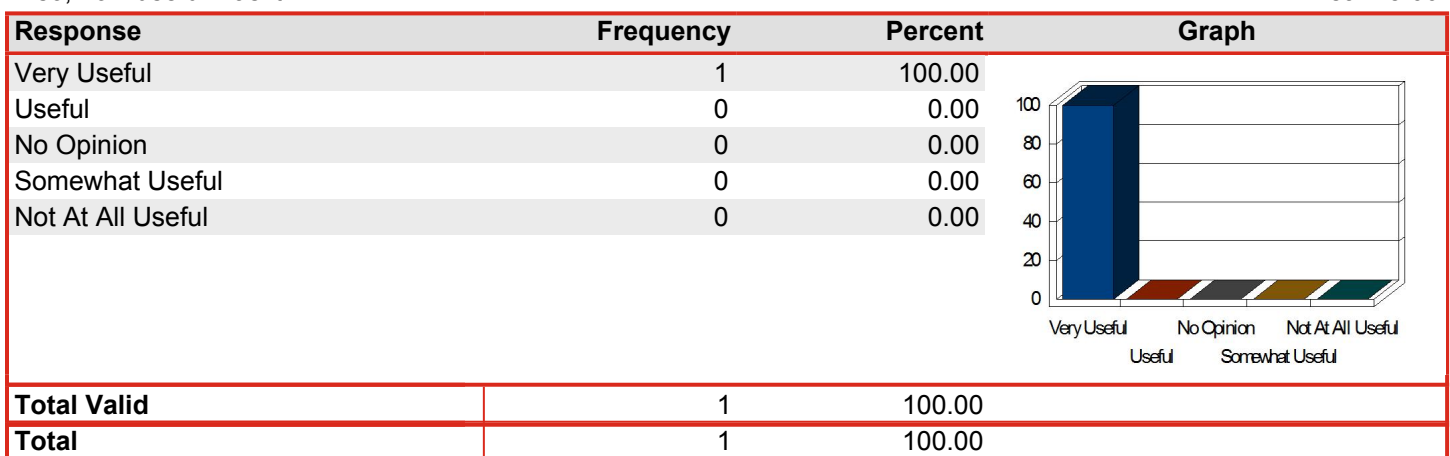
Have you used the collaboration room (room with the large TV and HDMI laptop connections-Athens Campus Only)?

Mean: 2.00




If so, how useful was it?

Mean: 5.00



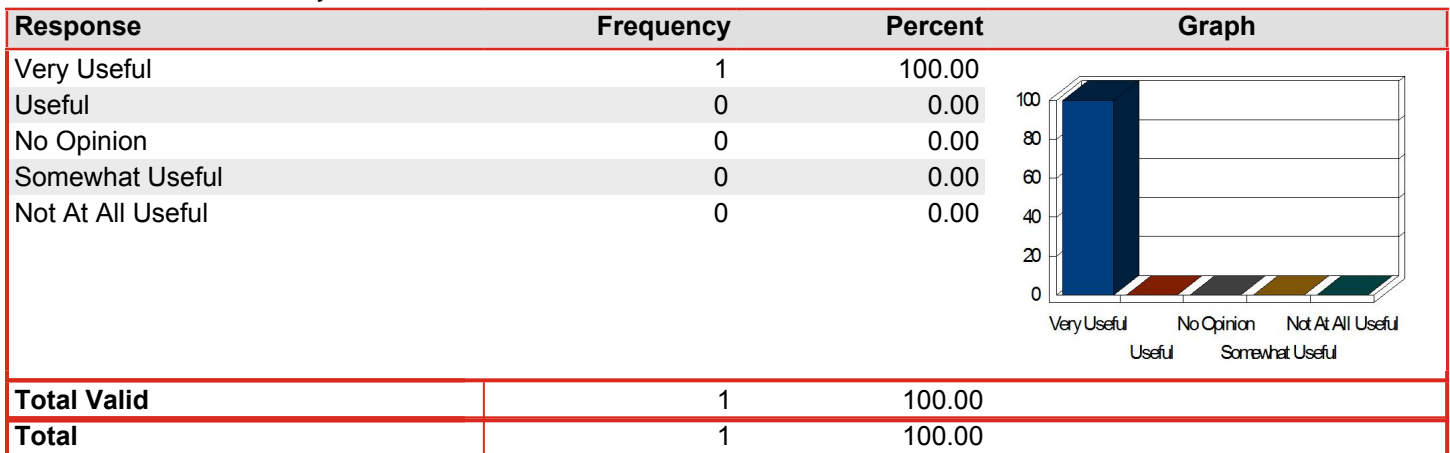
Have you used the new laptop chairs with charging stations (Athens Campus Only)?

Mean: 2.00



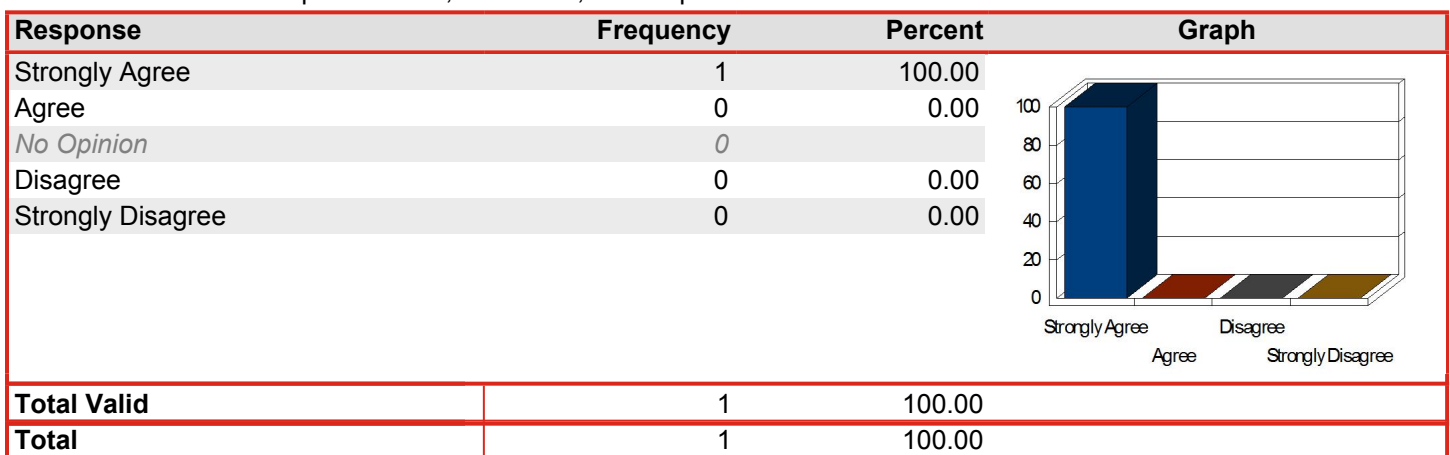
If so, how useful were they?

Mean: 5.00



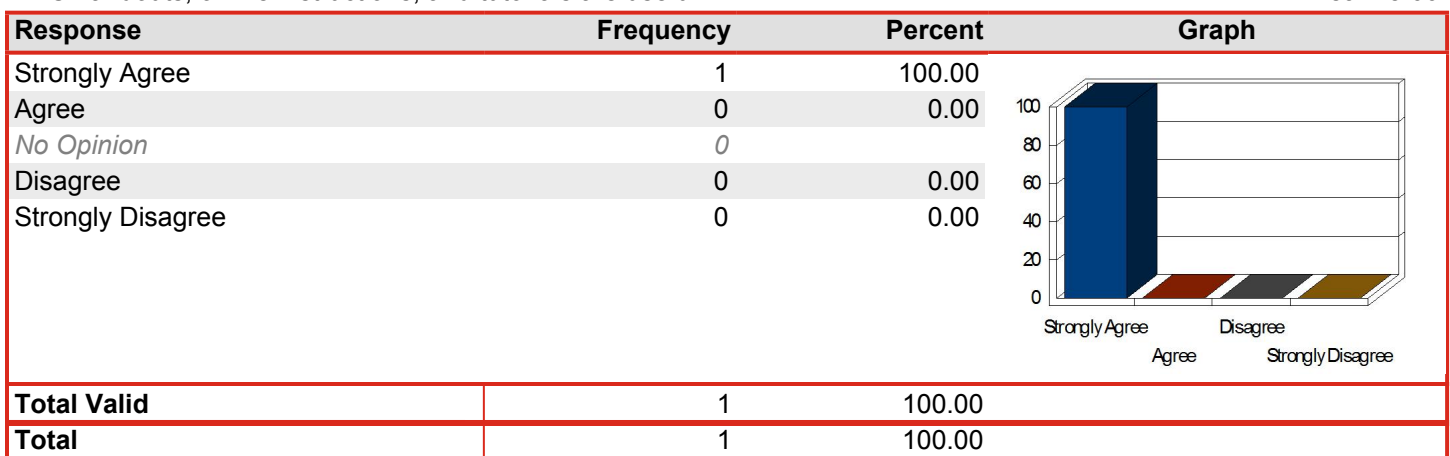
LRC Staff members are professional, courteous, and helpful.

Mean: 5.00



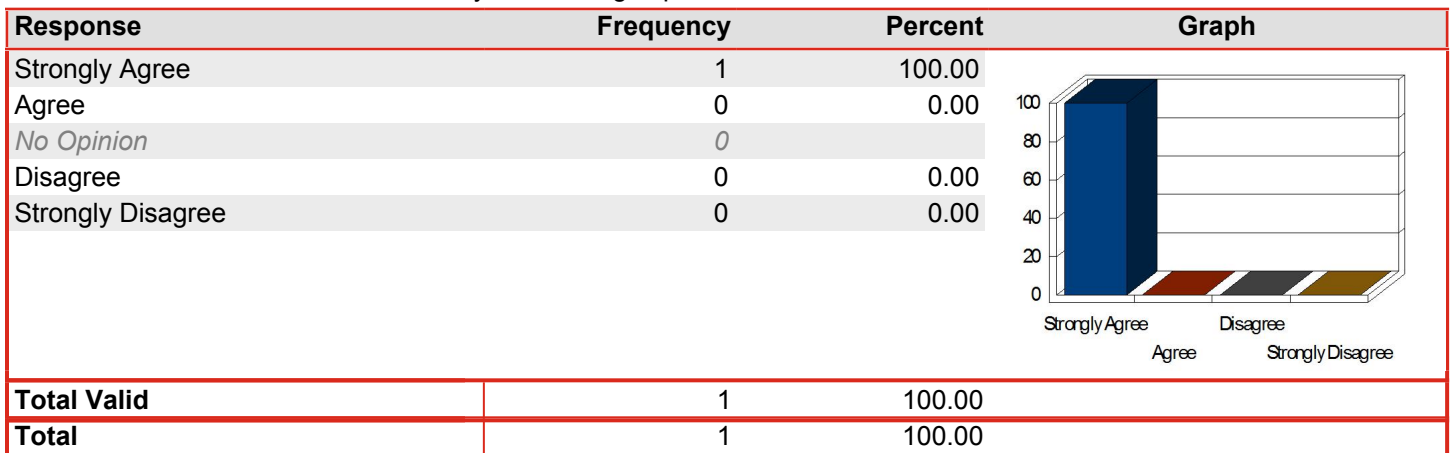
LRC handouts, online instructions, and tutorials are useful.

Mean: 5.00



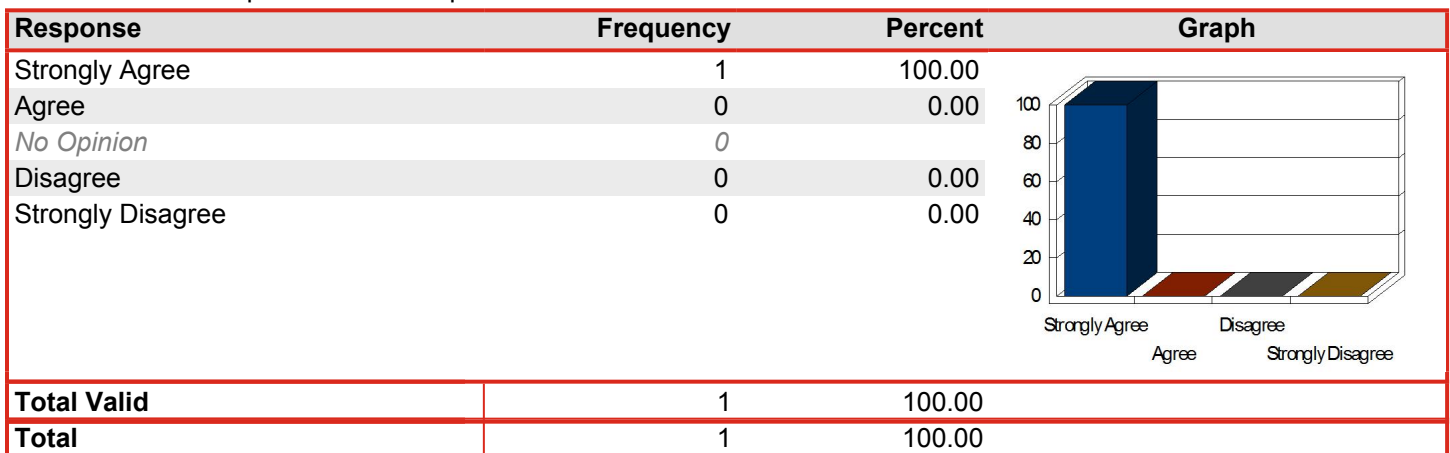
The LRC environment is conducive to your learning experience at TVCC.

Mean: 5.00



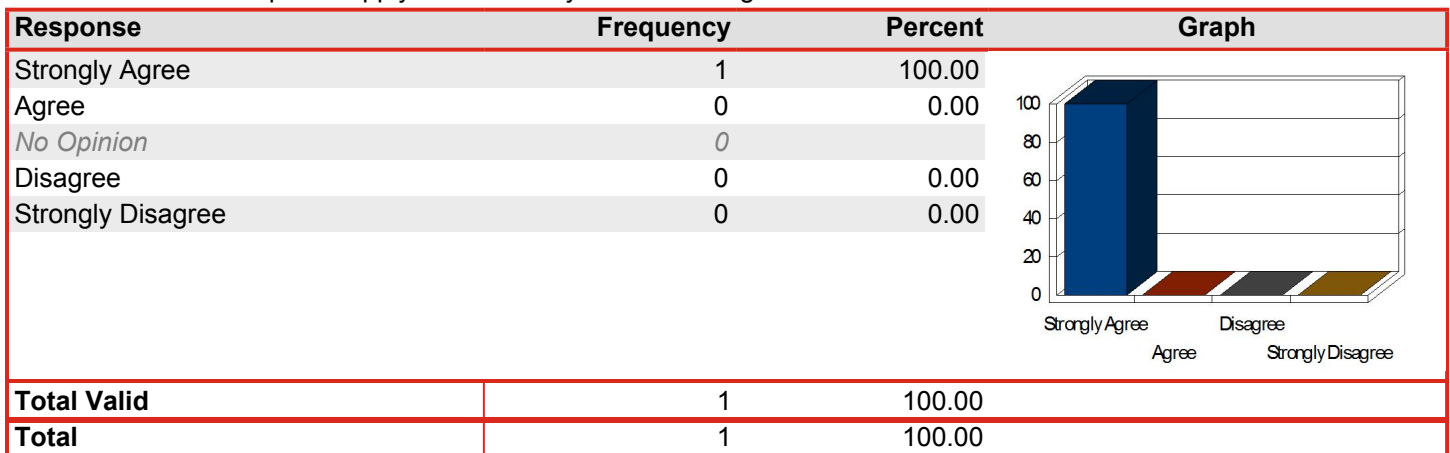
The LRC hours of operation are adequate.

Mean: 5.00



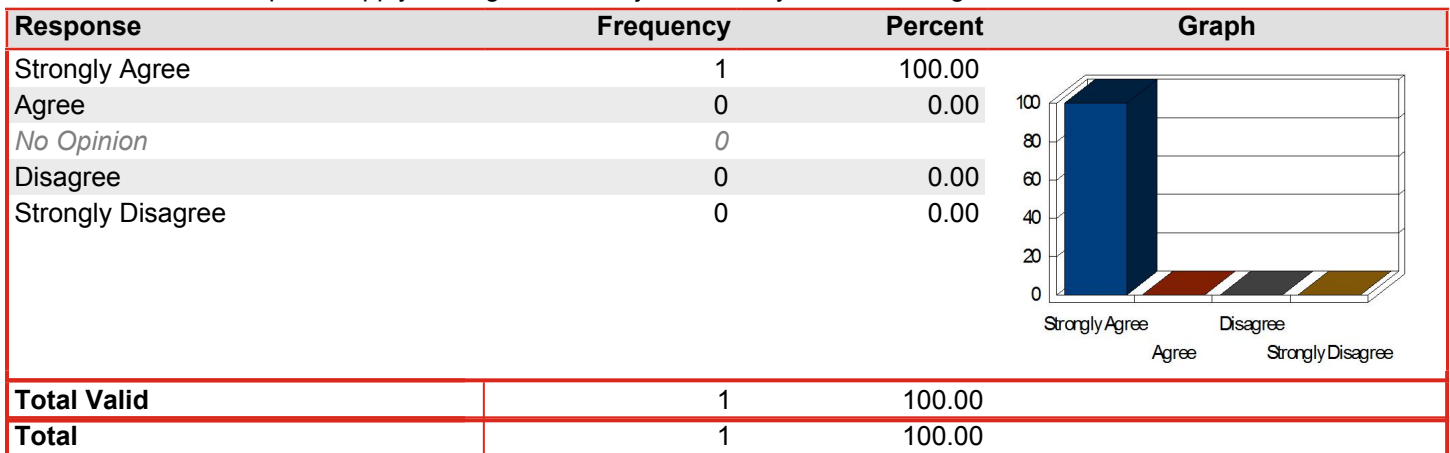
The LRC has an adequate supply of books for your class assignments.

Mean: 5.00



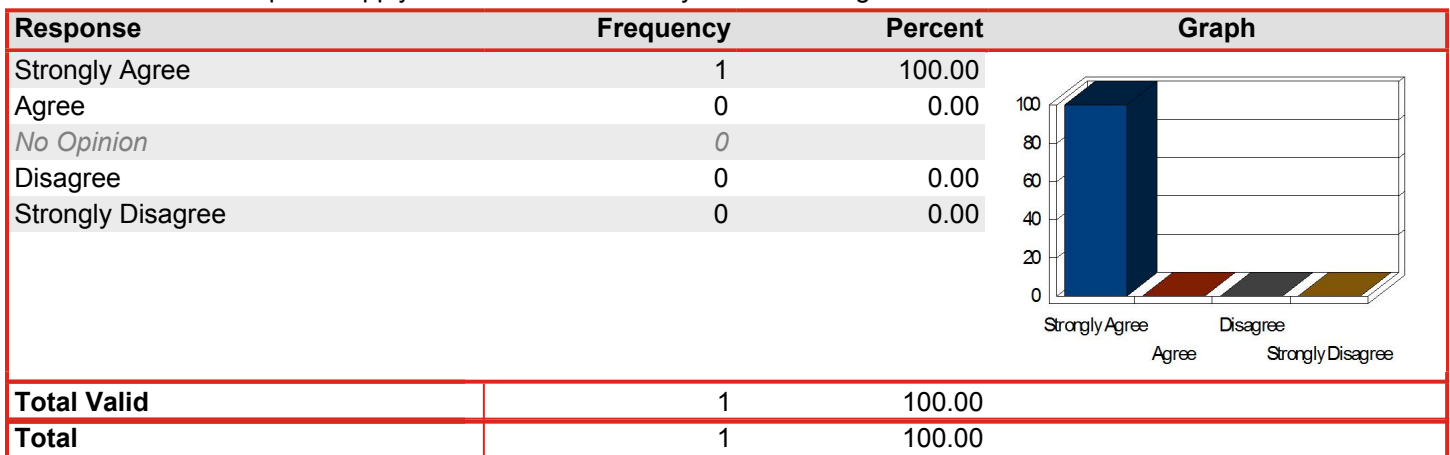
The LRC has an adequate supply of magazines and journals for your class assignments.

Mean: 5.00



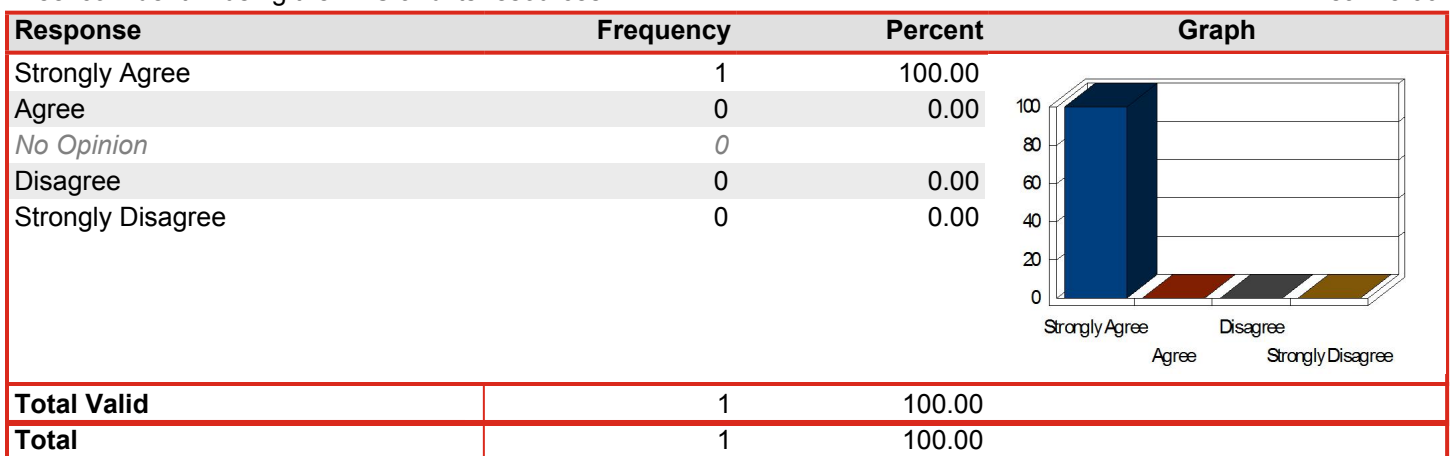
The LRC has an adequate supply of online materials for your class assignments.

Mean: 5.00



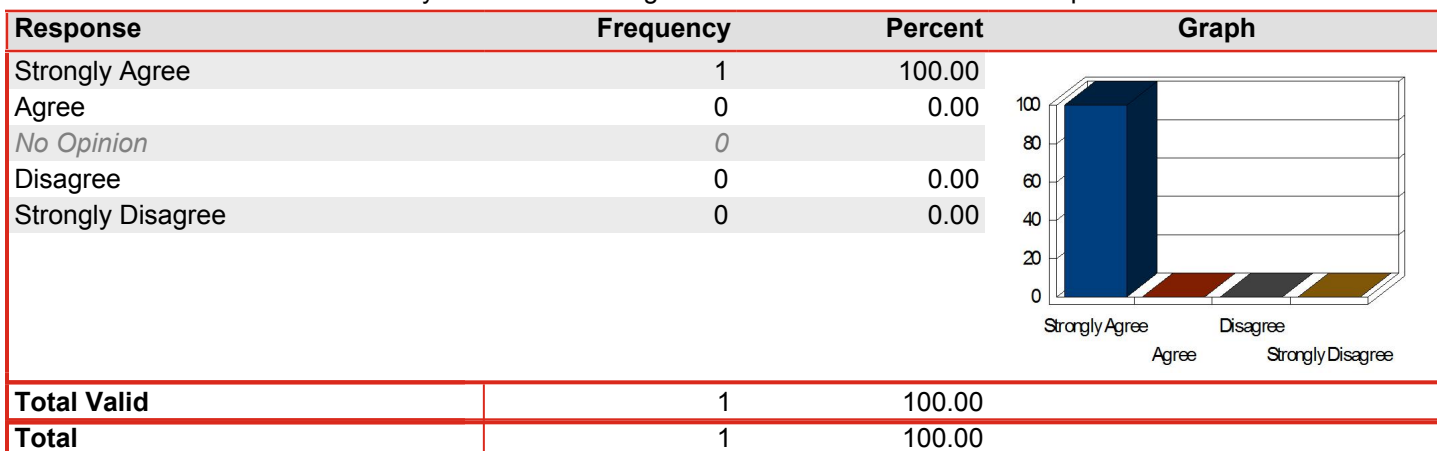
I feel confident in using the LRC and its resources.

Mean: 5.00



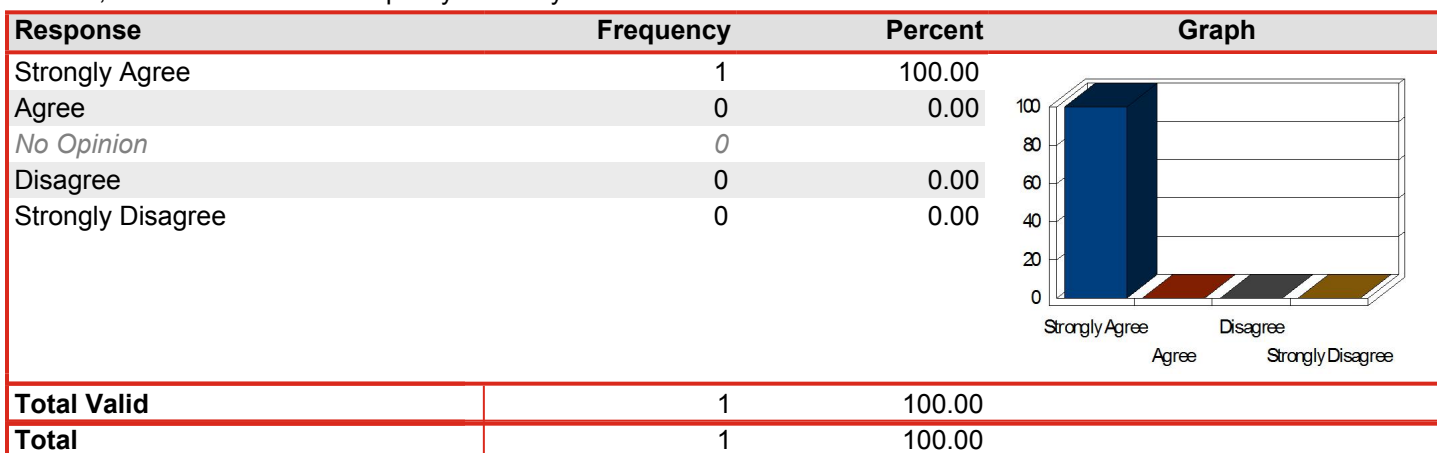
Instructional sessions conducted by librarians on using available resources have been helpful to me.

Mean: 5.00




Overall, I am satisfied with the quality of library services and collections at TVCC.

Mean: 5.00



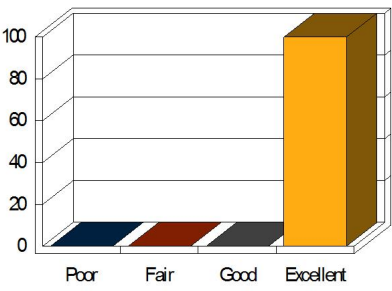
Have you used the EBSCO Discovery Service to search for books, journals and other materials?

Mean: 2.00



Is so, how useful was the service for finding information in the library's collection?

Mean: 4.00

Response	Frequency	Percent	Graph
Poor	0	0.00	
Fair	0	0.00	
Good	0	0.00	
Excellent	1	100.00	
Total Valid	1	100.00	
Total	1	100.00	

Trinity Valley Community College

Learning Resource Center

Spring 2018

Campus: Palestine

Student Report

During the last year, I have used the LRC for the following reasons (Mark all that apply):

Mean: -

Response	Frequency	Percent	Graph
Check Email	1	33.33	
Distance Education Testing	1	33.33	
Blackboard	0	0.00	
Financial Aid	0	0.00	
Came with a class	0	0.00	
Research	2	66.67	
Internet Access	0	0.00	
Copy Machine	0	0.00	
Purchase of scantrons pencils etc.	1	33.33	
Work on assignments	1	33.33	
Personal enrichment/enjoyment	1	33.33	
Other	0	0.00	
Total Valid	3	100.00	
Total	3	100.00	

How many times during the fall and spring semesters did you go to the LRC to study, use materials, etc.?

Mean: 2.25

Response	Frequency	Percent	Graph
0	1	25.00	
1-3	2	50.00	
4-6	0	0.00	
7-10	1	25.00	
11 or more	0	0.00	
Total Valid	4	100.00	
Total	4	100.00	

How many times have you used the online catalog for locating materials in the library?

Mean: 3.00

Response	Frequency	Percent	Graph
0	1	25.00	
1-3	1	25.00	
4-6	0	0.00	
7-10	1	25.00	
11 or more	1	25.00	
Total Valid	4	100.00	
Total	4	100.00	

How many times have staff members helped you with an informational need (research, locating materials, etc.)?

Mean: 1.75

Response	Frequency	Percent	Graph
0	2	50.00	
1-3	1	25.00	
4-6	1	25.00	
7-10	0	0.00	
11 or more	0	0.00	
Total Valid	4	100.00	
Total	4	100.00	

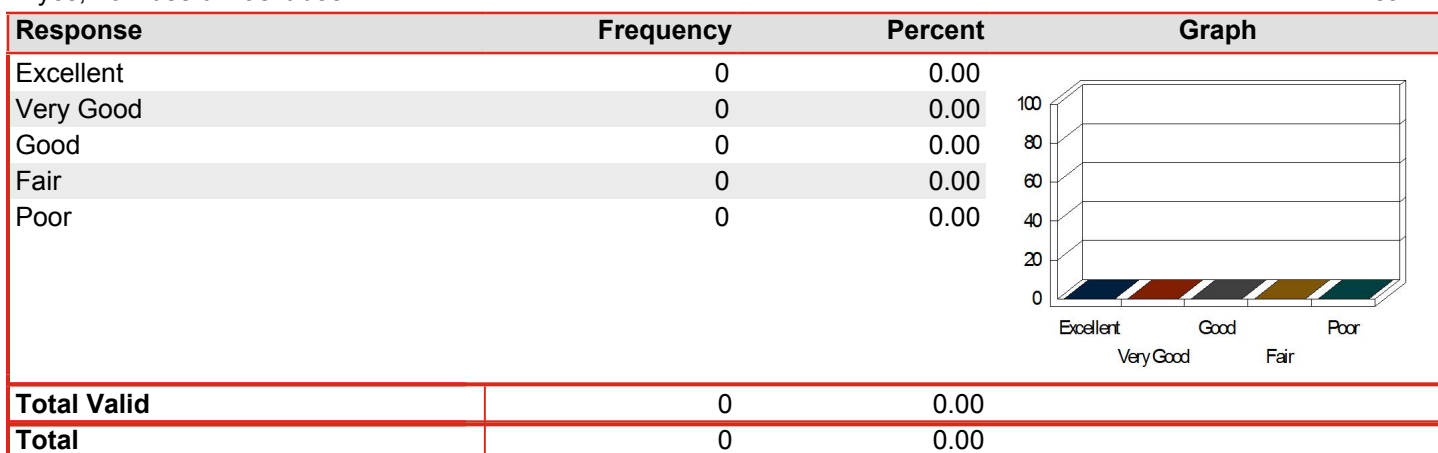
Have you used streaming video available through the LRC?

Mean: 1.00

Response	Frequency	Percent	Graph
Yes	0	0.00	
No	4	100.00	
Total Valid	4	100.00	
Total	4	100.00	

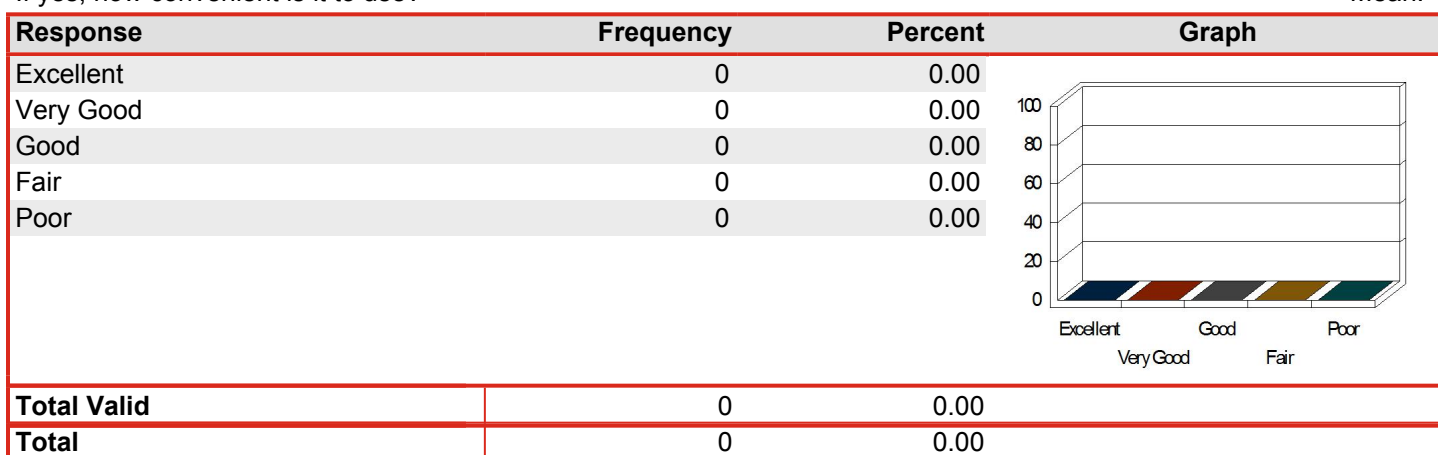
If yes, how useful has it been?

Mean: -




If yes, how convenient is it to use?

Mean: -



Have you downloaded eBooks or eAudiobooks through Overdrive?

Mean: 1.00



If yes, how satisfied are you with this product?

Mean: 5.00

Response	Frequency	Percent	Graph
Very Satisfied	1	100.00	
Satisfied	0	0.00	
Neutral	0	0.00	
Dissatisfied	0	0.00	
Very Dissatisfied	0	0.00	
<i>Not Applicable</i>	1		
Total Valid	1	100.00	
Total	1	100.00	

Have you used a LibGuide (a list of library resources available on the library's webpage for specific classes) for any of your classes? Mean: 1.25

Response	Frequency	Percent	Graph
Yes	1	25.00	
No	3	75.00	
Total Valid	4	100.00	
Total	4	100.00	


If yes, how useful has the LibGuide been for you?

Mean: 5.00

Response	Frequency	Percent	Graph
Very Useful	1	100.00	
Useful	0	0.00	
<i>No Opinion</i>	0		
Somewhat Useful	0	0.00	
Not At All Useful	0	0.00	
Total Valid	1	100.00	
Total	1	100.00	

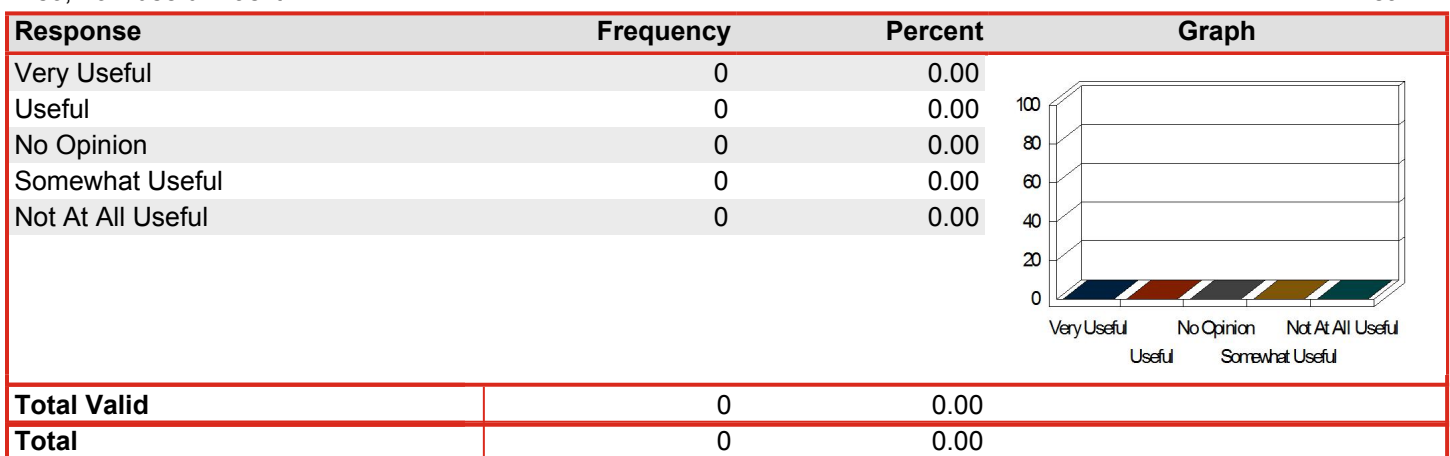
Have you used the collaboration room (room with the large TV and HDMI laptop connections-Athens Campus Only)?

Mean: 1.00




If so, how useful was it?

Mean: -



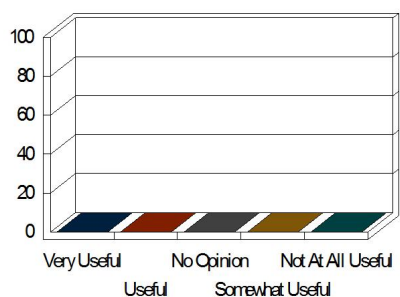
Have you used the new laptop chairs with charging stations (Athens Campus Only)?

Mean: 1.00



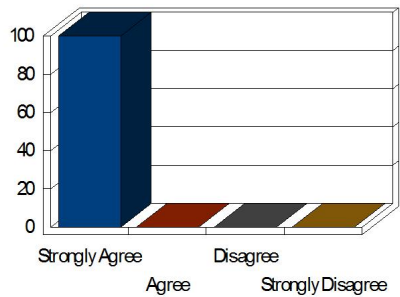
If so, how useful were they?

Mean: -

Response	Frequency	Percent	Graph
Very Useful	0	0.00	
Useful	0	0.00	
No Opinion	0	0.00	
Somewhat Useful	0	0.00	
Not At All Useful	0	0.00	
Total Valid	0	0.00	
Total	0	0.00	

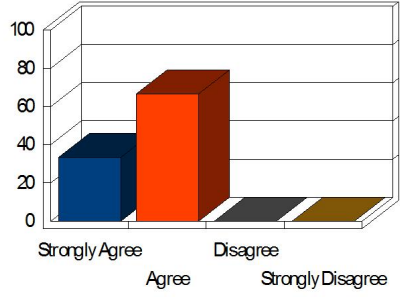
LRC Staff members are professional, courteous, and helpful.

Mean: 5.00

Response	Frequency	Percent	Graph
Strongly Agree	3	100.00	
Agree	0	0.00	
<i>No Opinion</i>	1		
Disagree	0	0.00	
Strongly Disagree	0	0.00	
Total Valid	3	100.00	
Total	3	100.00	

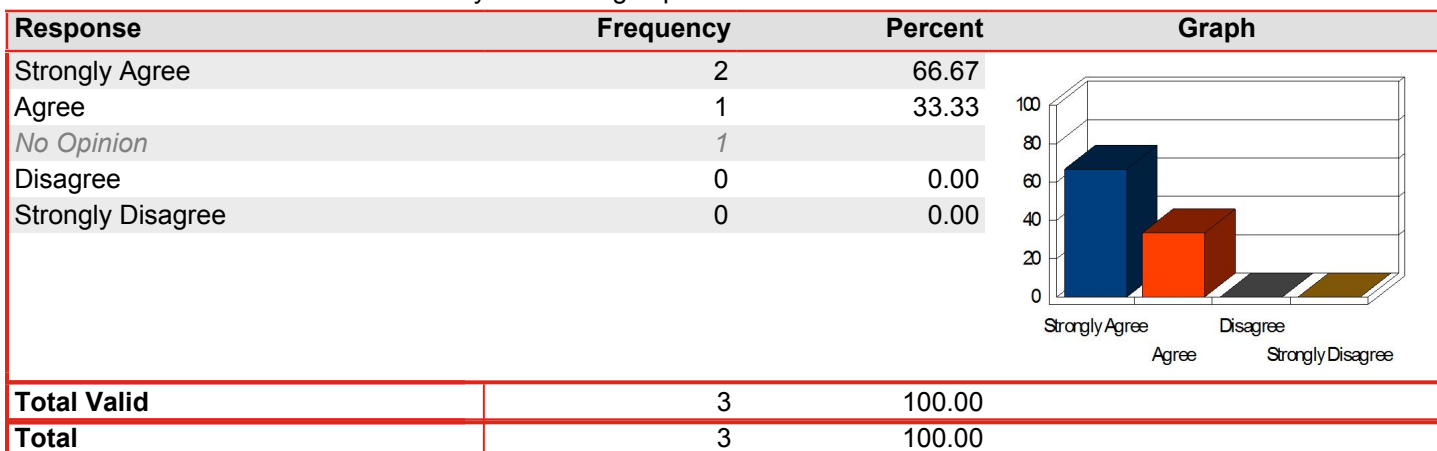
LRC handouts, online instructions, and tutorials are useful.

Mean: 4.33

Response	Frequency	Percent	Graph
Strongly Agree	1	33.33	
Agree	2	66.67	
<i>No Opinion</i>	1		
Disagree	0	0.00	
Strongly Disagree	0	0.00	
Total Valid	3	100.00	
Total	3	100.00	

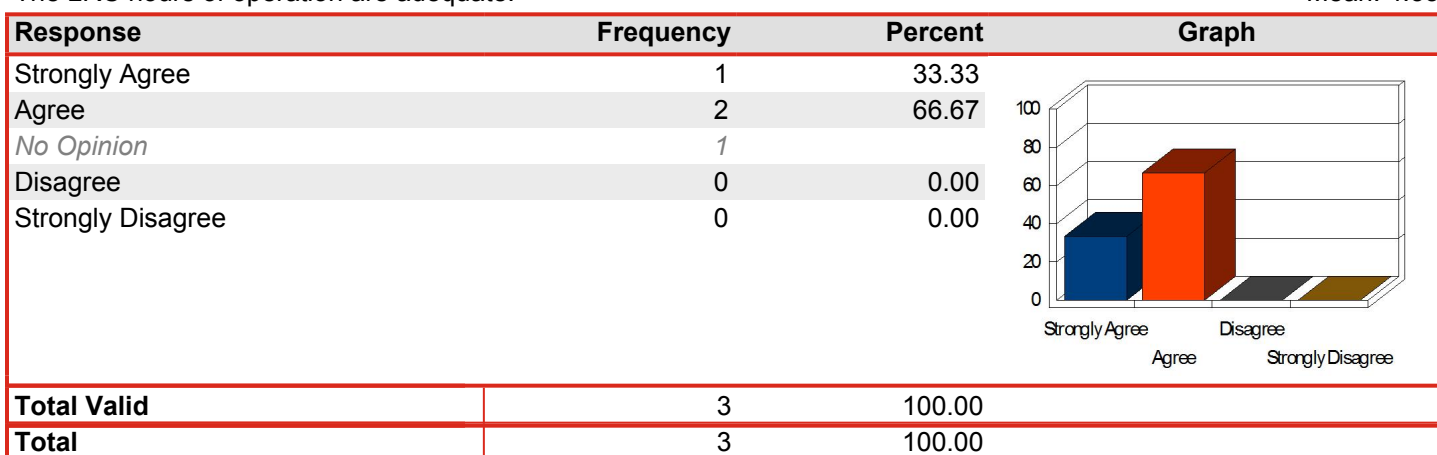
The LRC environment is conducive to your learning experience at TVCC.

Mean: 4.67



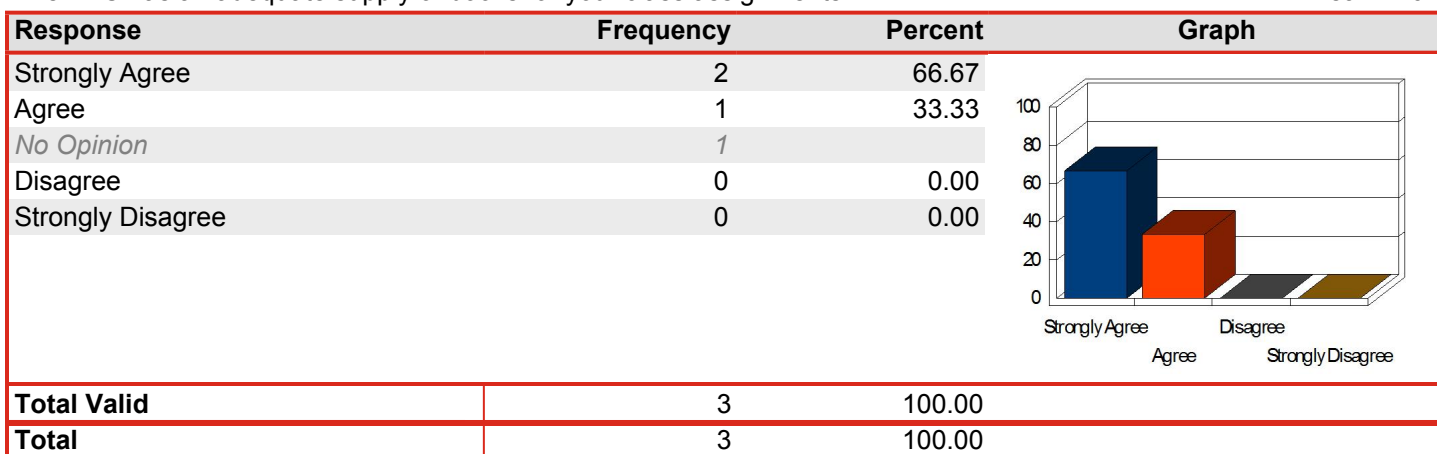
The LRC hours of operation are adequate.

Mean: 4.33



The LRC has an adequate supply of books for your class assignments.

Mean: 4.67



The LRC has an adequate supply of magazines and journals for your class assignments.

Mean: 4.33

Response	Frequency	Percent	Graph
Strongly Agree	1	33.33	
Agree	2	66.67	
<i>No Opinion</i>	1		
Disagree	0	0.00	
Strongly Disagree	0	0.00	
Total Valid	3	100.00	
Total	3	100.00	

The LRC has an adequate supply of online materials for your class assignments.

Mean: 4.33

Response	Frequency	Percent	Graph
Strongly Agree	1	33.33	
Agree	2	66.67	
<i>No Opinion</i>	1		
Disagree	0	0.00	
Strongly Disagree	0	0.00	
Total Valid	3	100.00	
Total	3	100.00	

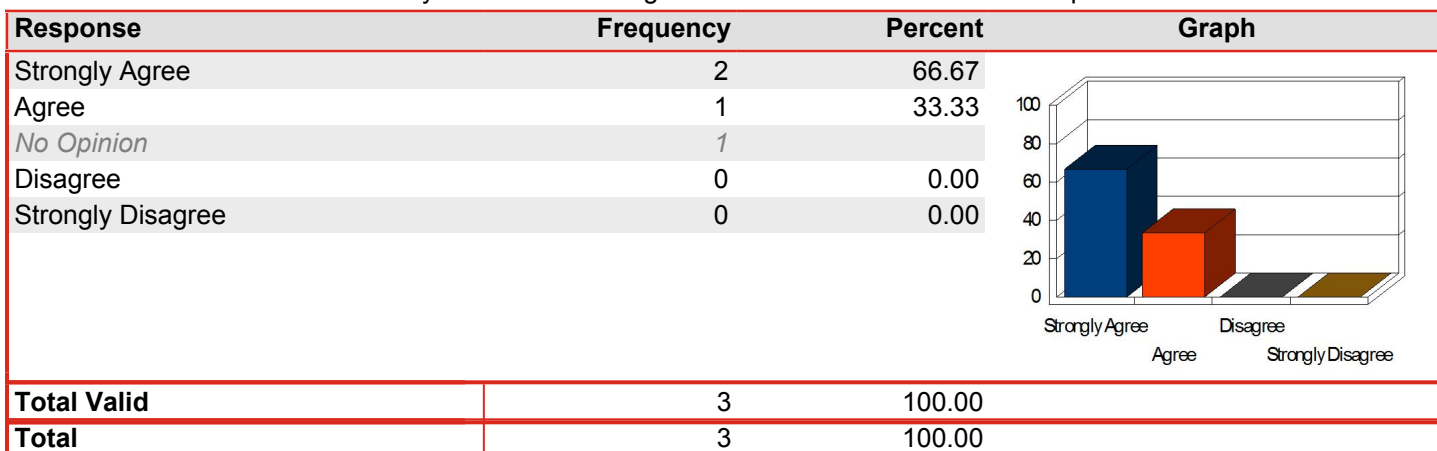
I feel confident in using the LRC and its resources.

Mean: 4.67

Response	Frequency	Percent	Graph
Strongly Agree	2	66.67	
Agree	1	33.33	
<i>No Opinion</i>	1		
Disagree	0	0.00	
Strongly Disagree	0	0.00	
Total Valid	3	100.00	
Total	3	100.00	

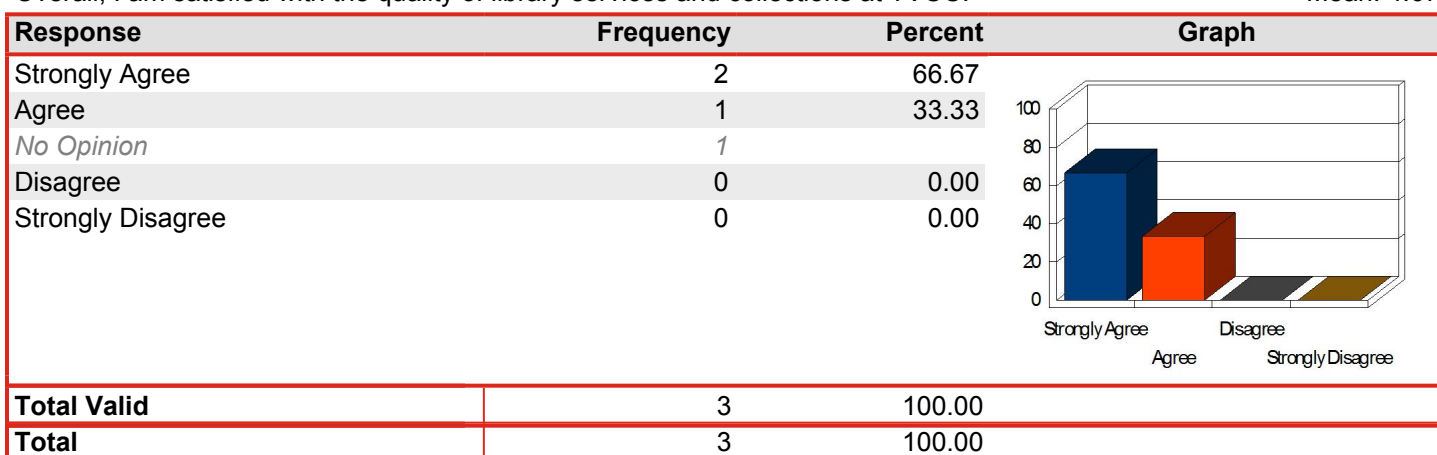
Instructional sessions conducted by librarians on using available resources have been helpful to me.

Mean: 4.67




Overall, I am satisfied with the quality of library services and collections at TVCC.

Mean: 4.67



Have you used the EBSCO Discovery Service to search for books, journals and other materials?

Mean: 1.50



Is so, how useful was the service for finding information in the library's collection?

Mean: 3.33

Response	Frequency	Percent	Graph
Poor	0	0.00	<p>A 3D bar chart titled 'Graph' showing the frequency of responses. The vertical axis (Y-axis) is labeled from 0 to 100 in increments of 20. The horizontal axis (X-axis) lists four categories: 'Poor', 'Fair', 'Good', and 'Excellent'. The bars represent the following frequencies: 'Poor' is 0, 'Fair' is 0, 'Good' is 2, and 'Excellent' is 1. The bars are colored dark blue, dark red, grey, and yellow respectively.</p>
Fair	0	0.00	
Good	2	66.67	
Excellent	1	33.33	
Total Valid	3	100.00	
Total	3	100.00	

Trinity Valley Community College

Learning Resource Center

Spring 2018

Campus: Terrell

Student Report

During the last year, I have used the LRC for the following reasons (Mark all that apply):

Mean: -

Response	Frequency	Percent	Graph
Check Email	2	66.67	
Distance Education Testing	1	33.33	
Blackboard	2	66.67	
Financial Aid	1	33.33	
Came with a class	1	33.33	
Research	3	100.00	
Internet Access	2	66.67	
Copy Machine	2	66.67	
Purchase of scantrons pencils etc.	2	66.67	
Work on assignments	2	66.67	
Personal enrichment/enjoyment	1	33.33	
Other	0	0.00	
Total Valid	3	100.00	
Total	3	100.00	

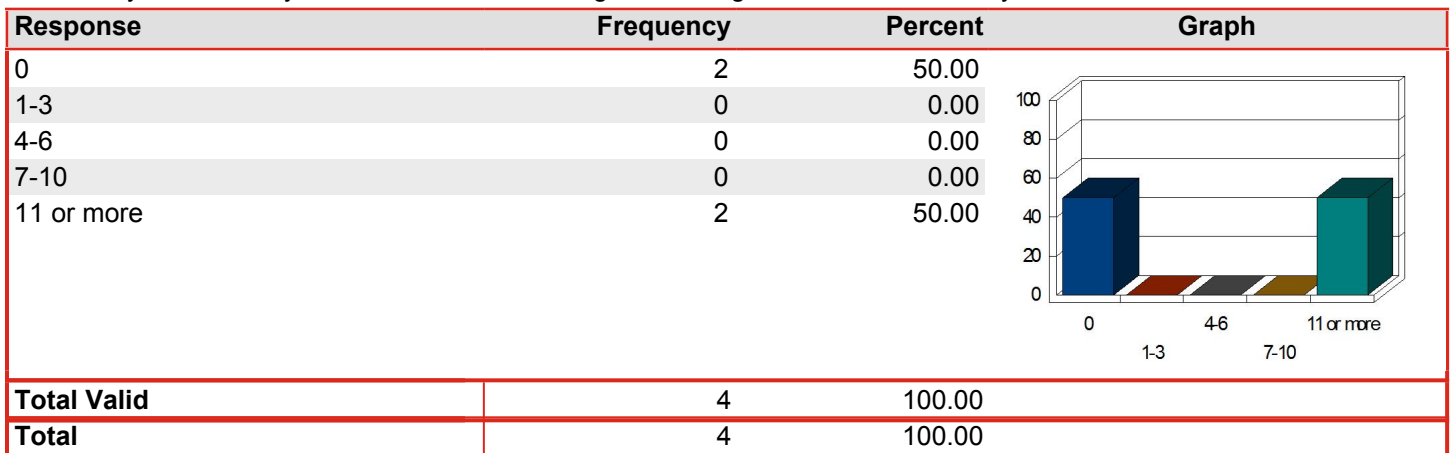
How many times during the fall and spring semesters did you go to the LRC to study, use materials, etc.?

Mean: 3.25

Response	Frequency	Percent	Graph
0	1	25.00	
1-3	1	25.00	
4-6	0	0.00	
7-10	0	0.00	
11 or more	2	50.00	
Total Valid	4	100.00	
Total	4	100.00	

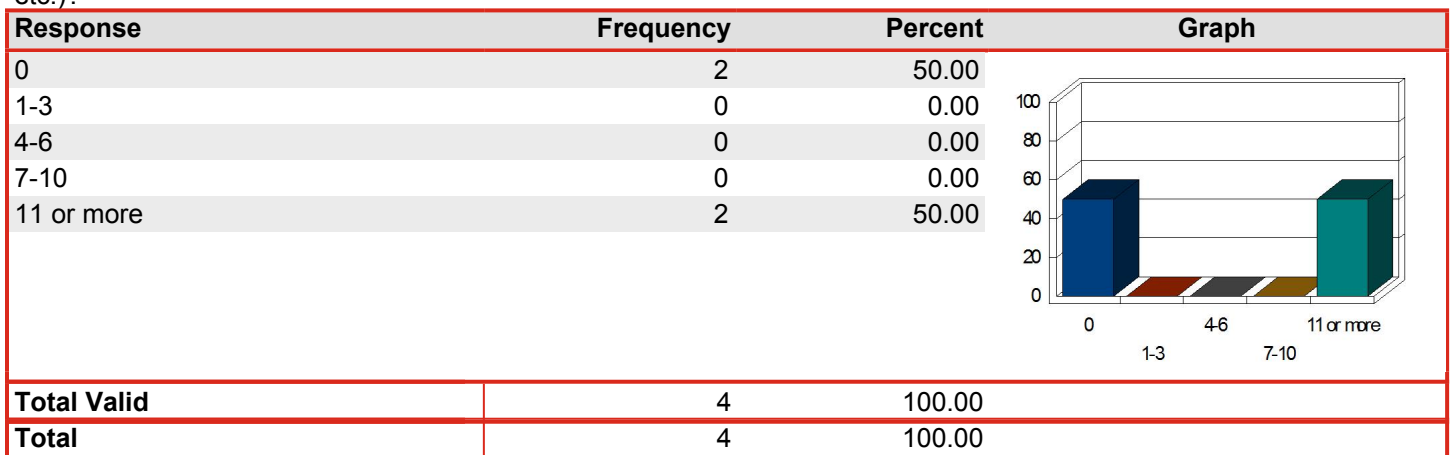
How many times have you used the online catalog for locating materials in the library?

Mean: 3.00



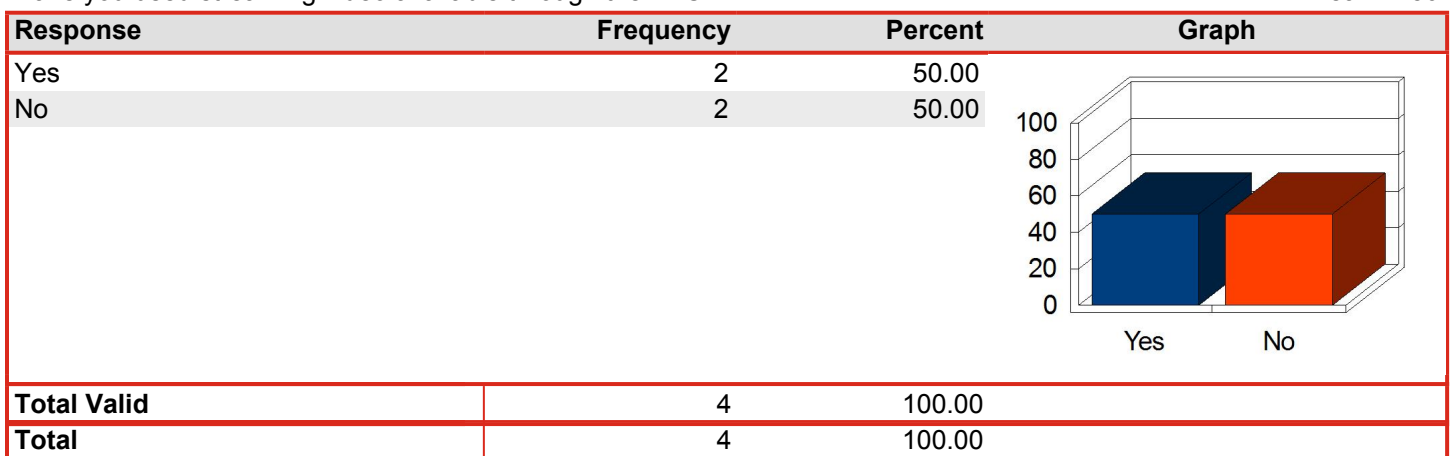
How many times have staff members helped you with an informational need (research, locating materials, etc.)?

Mean: 3.00



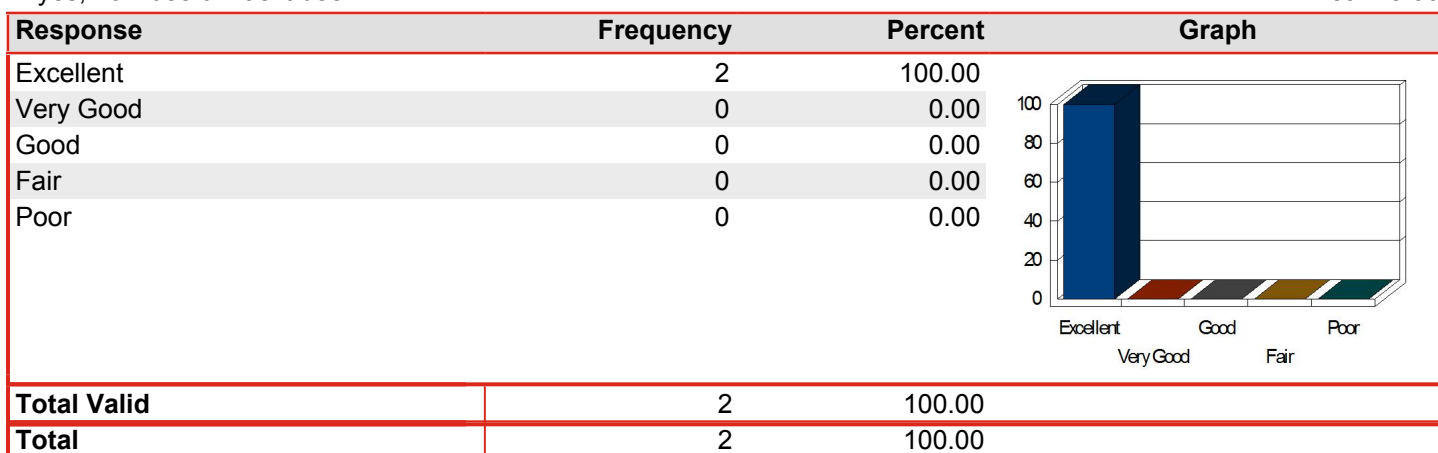
Have you used streaming video available through the LRC?

Mean: 1.50



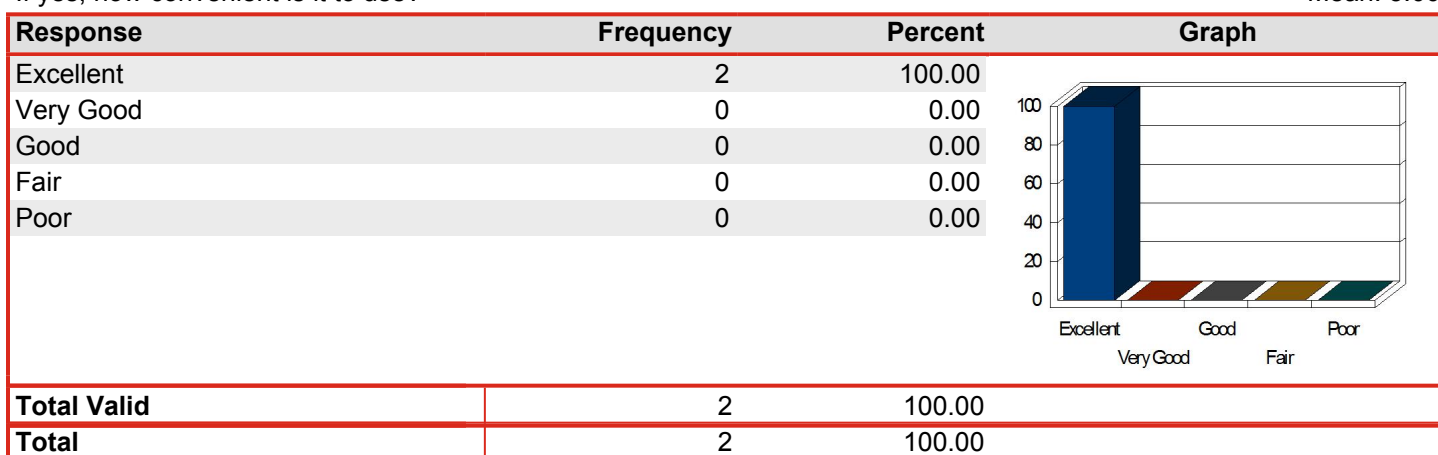
If yes, how useful has it been?

Mean: 5.00



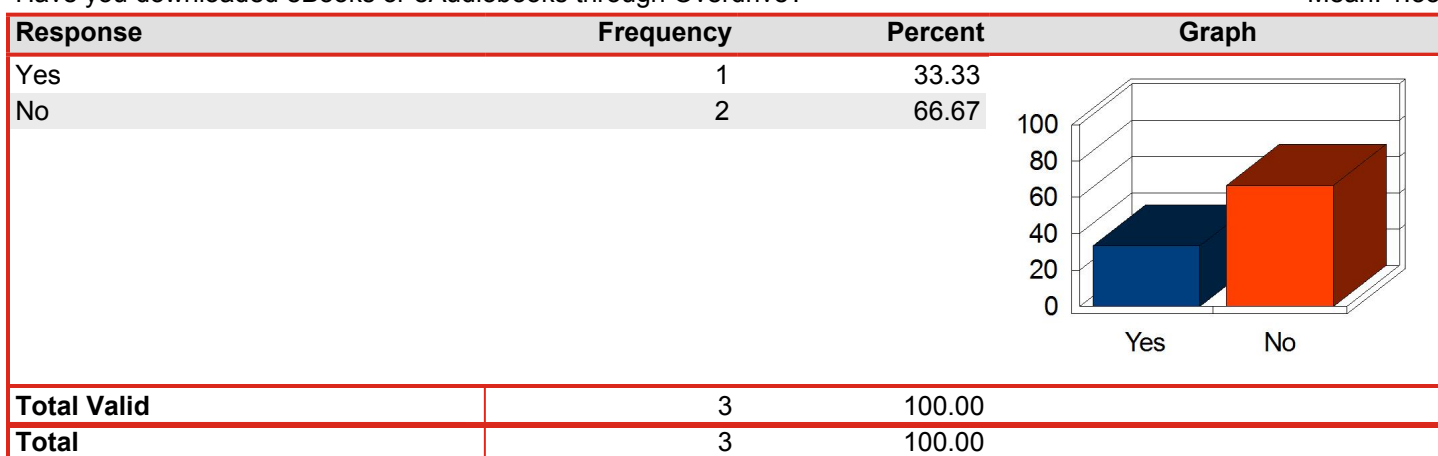
If yes, how convenient is it to use?

Mean: 5.00



Have you downloaded eBooks or eAudiobooks through Overdrive?

Mean: 1.33



If yes, how satisfied are you with this product?

Mean: 4.50

Response	Frequency	Percent	Graph
Very Satisfied	1	50.00	
Satisfied	1	50.00	
Neutral	0	0.00	
Dissatisfied	0	0.00	
Very Dissatisfied	0	0.00	
<i>Not Applicable</i>	1		
Total Valid	2	100.00	
Total	2	100.00	

Have you used a LibGuide (a list of library resources available on the library's webpage for specific classes) for any of your classes? Mean: 1.50

Response	Frequency	Percent	Graph
Yes	2	50.00	
No	2	50.00	
Total Valid	4	100.00	
Total	4	100.00	


If yes, how useful has the LibGuide been for you?

Mean: 5.00

Response	Frequency	Percent	Graph
Very Useful	2	100.00	
Useful	0	0.00	
<i>No Opinion</i>	0		
Somewhat Useful	0	0.00	
Not At All Useful	0	0.00	
Total Valid	2	100.00	
Total	2	100.00	

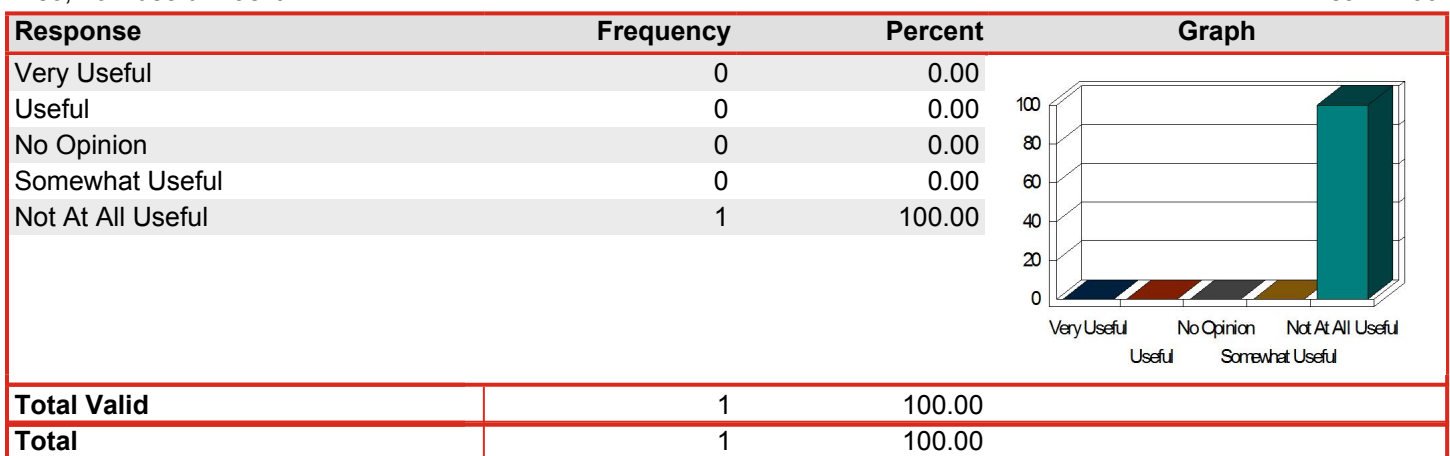
Have you used the collaboration room (room with the large TV and HDMI laptop connections-Athens Campus Only)?

Mean: 1.00




If so, how useful was it?

Mean: 1.00



Have you used the new laptop chairs with charging stations (Athens Campus Only)?

Mean: 1.00



If so, how useful were they?

Mean: -

Response	Frequency	Percent	Graph
Very Useful	0	0.00	
Useful	0	0.00	
No Opinion	0	0.00	
Somewhat Useful	0	0.00	
Not At All Useful	0	0.00	
Total Valid	0	0.00	
Total	0	0.00	

LRC Staff members are professional, courteous, and helpful.

Mean: 4.67

Response	Frequency	Percent	Graph
Strongly Agree	2	66.67	
Agree	1	33.33	
<i>No Opinion</i>	1		
Disagree	0	0.00	
Strongly Disagree	0	0.00	
Total Valid	3	100.00	
Total	3	100.00	

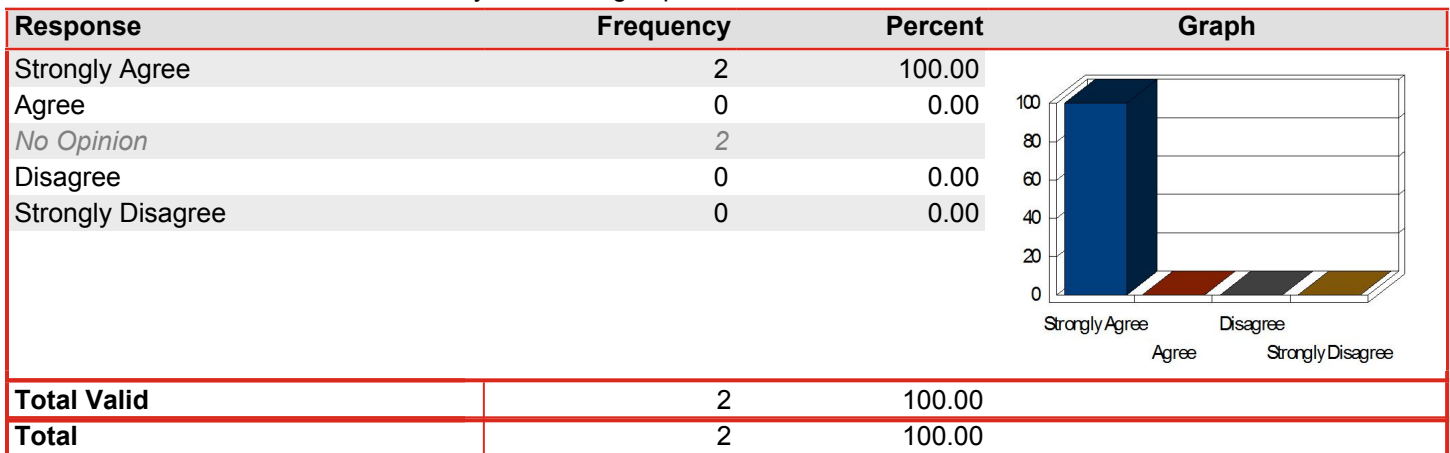
LRC handouts, online instructions, and tutorials are useful.

Mean: 5.00

Response	Frequency	Percent	Graph
Strongly Agree	2	100.00	
Agree	0	0.00	
<i>No Opinion</i>	2		
Disagree	0	0.00	
Strongly Disagree	0	0.00	
Total Valid	2	100.00	
Total	2	100.00	

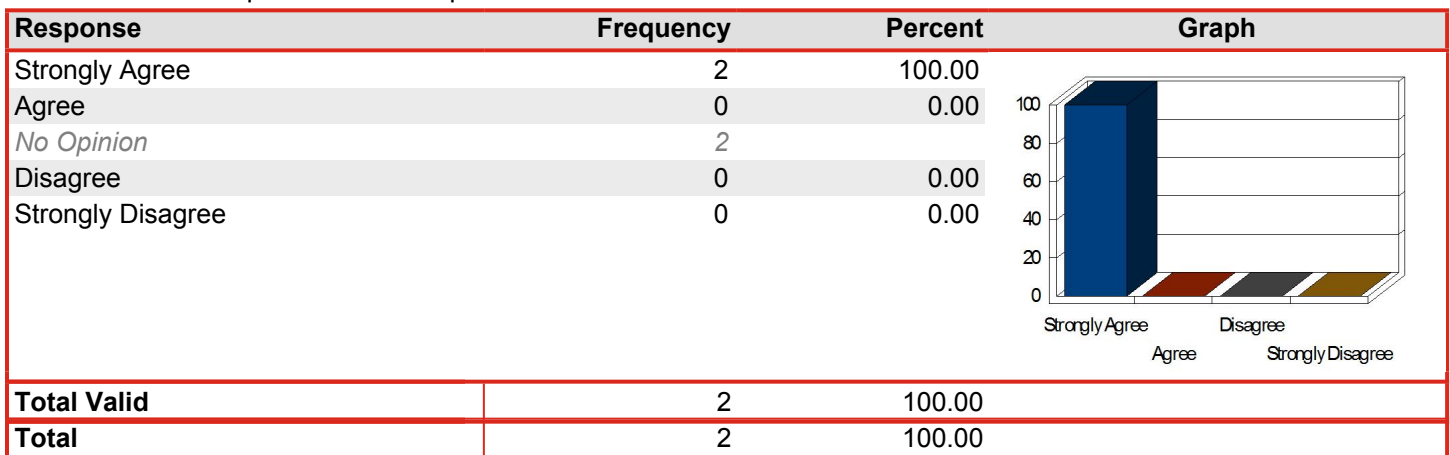
The LRC environment is conducive to your learning experience at TVCC.

Mean: 5.00



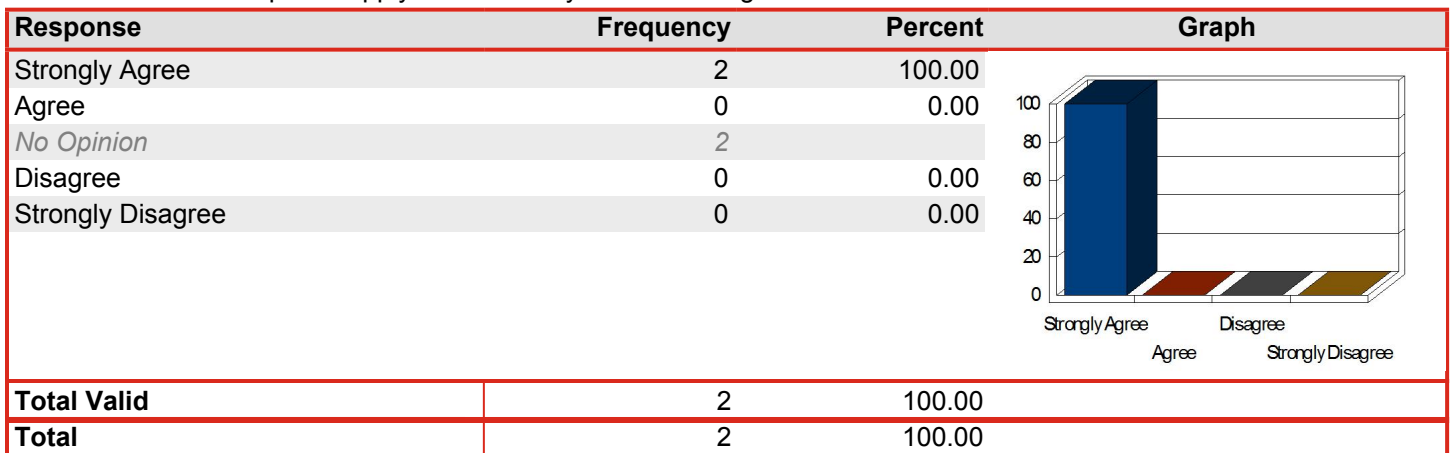
The LRC hours of operation are adequate.

Mean: 5.00



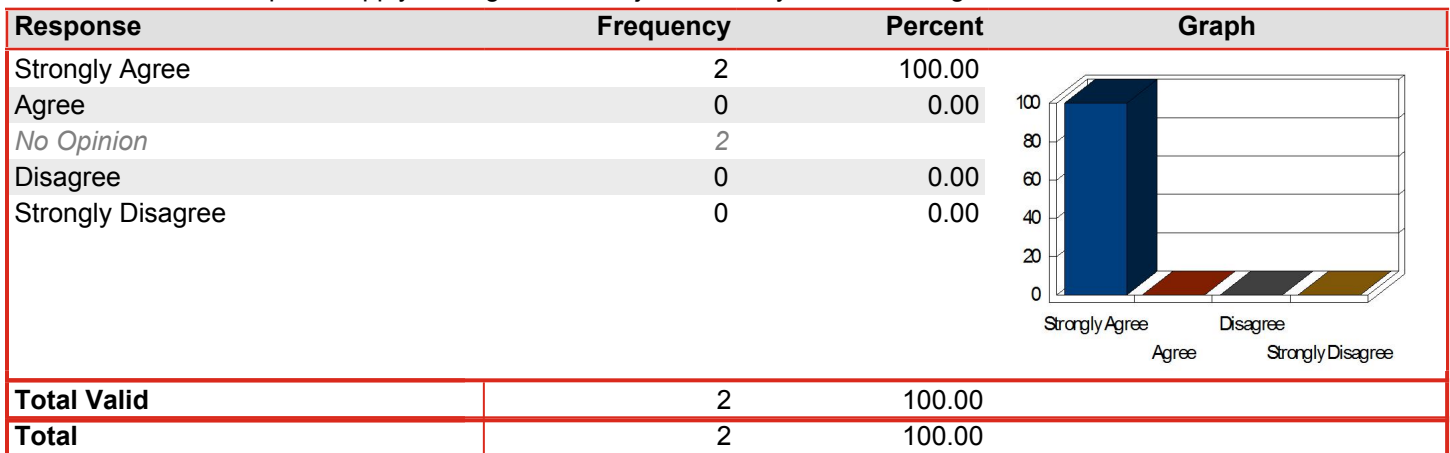
The LRC has an adequate supply of books for your class assignments.

Mean: 5.00



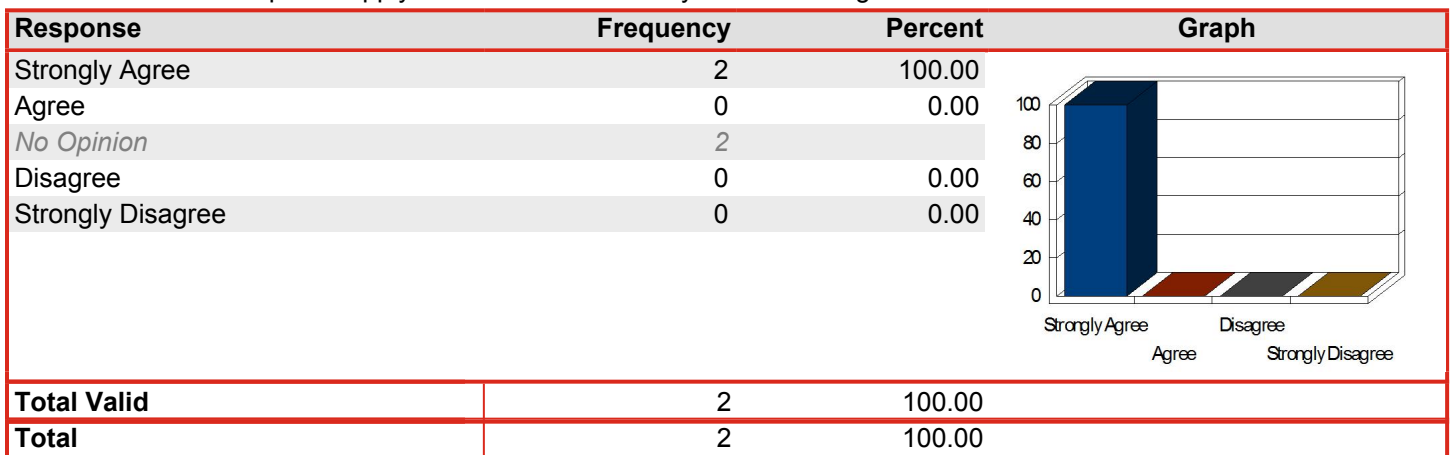
The LRC has an adequate supply of magazines and journals for your class assignments.

Mean: 5.00



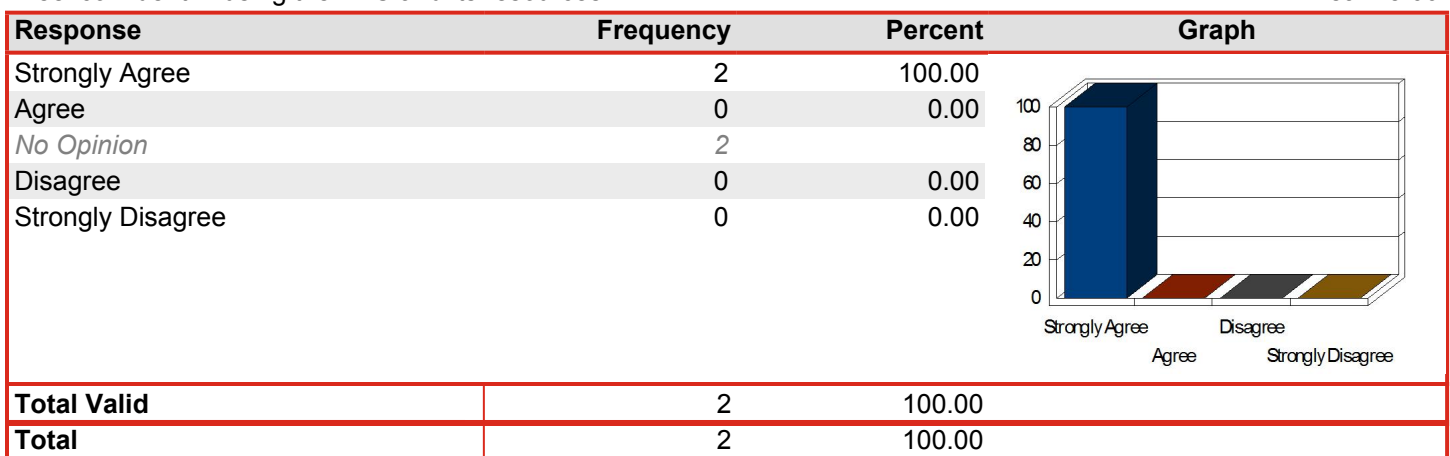
The LRC has an adequate supply of online materials for your class assignments.

Mean: 5.00



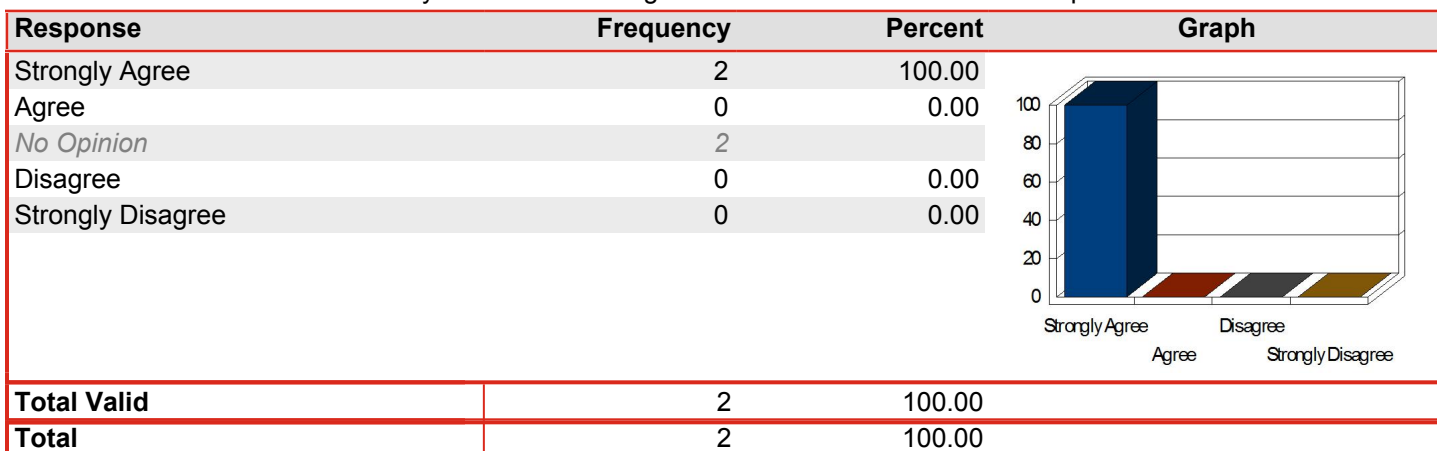
I feel confident in using the LRC and its resources.

Mean: 5.00



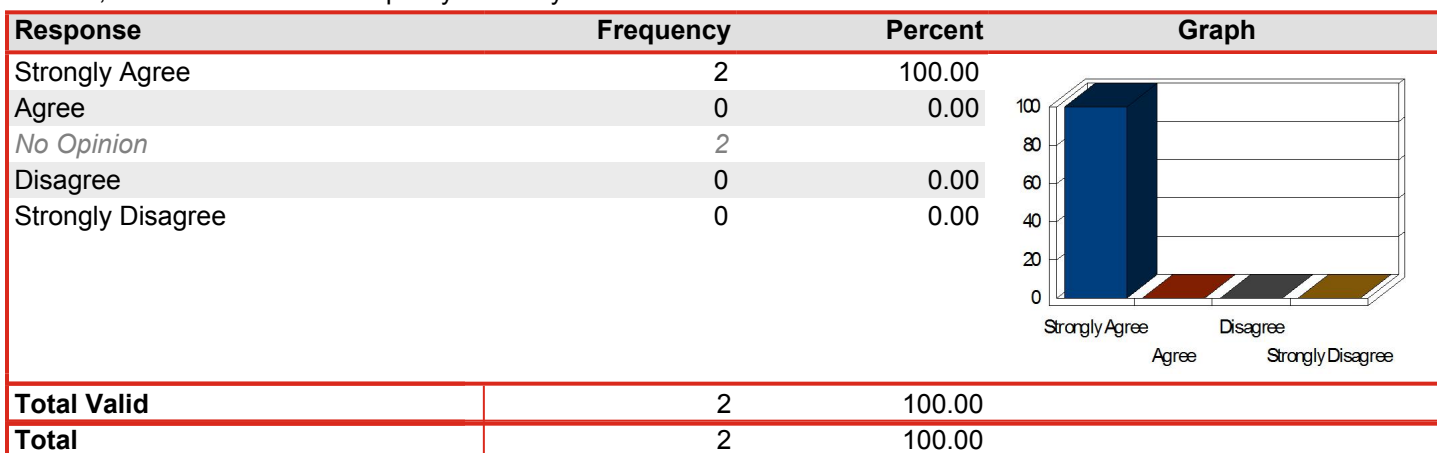
Instructional sessions conducted by librarians on using available resources have been helpful to me.

Mean: 5.00




Overall, I am satisfied with the quality of library services and collections at TVCC.

Mean: 5.00



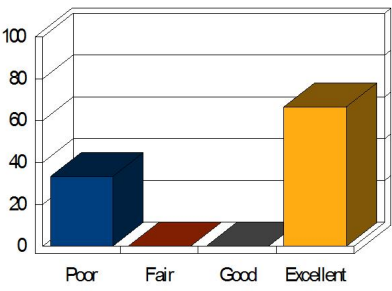
Have you used the EBSCO Discovery Service to search for books, journals and other materials?

Mean: 1.75



Is so, how useful was the service for finding information in the library's collection?

Mean: 3.00

Response	Frequency	Percent	Graph
Poor	1	33.33	
Fair	0	0.00	
Good	0	0.00	
Excellent	2	66.67	
Total Valid	3	100.00	
Total	3	100.00	