

# Trinity Valley Community College

## Learning Resource Center

### Spring 2017 - Student Report

Campus: Athens

During the last year, I have used the LRC for the following reasons (Mark all that apply):

Mean: -

Response	Frequency	Percent	Graph
Check Email	24	40.68	
Distance Education Testing	13	22.03	
Blackboard	36	61.02	
Financial Aid	6	10.17	
Came with a class	8	13.56	
Research	23	38.98	
Internet Access	27	45.76	
Copy Machine	9	15.25	
Purchase of scantrons pencils etc.	2	3.39	
Work on assignments	33	55.93	
Personal enrichment/enjoyment	8	13.56	
Other	3	5.08	
<b>Total Valid</b>	59	100.00	
<b>Total</b>	59	100.00	

How many times during the fall and spring semesters did you go to the LRC to study, use materials, etc.?

Mean: 2.90

Response	Frequency	Percent	Graph
0	9	15.00	
1-3	19	31.67	
4-6	11	18.33	
7-10	11	18.33	
11 or more	10	16.67	
<b>Total Valid</b>	60	100.00	
<b>Total</b>	60	100.00	

How many times have you used the online catalog for locating materials in the library?

Mean: 1.79

Response	Frequency	Percent	Graph
0	31	50.82	
1-3	18	29.51	
4-6	8	13.11	
7-10	2	3.28	
11 or more	2	3.28	
<b>Total Valid</b>	61	100.00	
<b>Total</b>	61	100.00	

How many times have staff members helped you with an informational need (research, locating materials, etc.)?

Mean: 2.18

Response	Frequency	Percent	Graph
0	20	32.79	
1-3	22	36.07	
4-6	11	18.03	
7-10	4	6.56	
11 or more	4	6.56	
<b>Total Valid</b>	61	100.00	
<b>Total</b>	61	100.00	

Have you used streaming video available through the LRC?

Mean: 1.23

Response	Frequency	Percent	Graph
Yes	14	22.58	
No	48	77.42	
<b>Total Valid</b>	62	100.00	
<b>Total</b>	62	100.00	

If yes, how useful has it been?

Mean: 3.93

Response	Frequency	Percent	Graph
Excellent	5	33.33	
Very Good	4	26.67	
Good	6	40.00	
Fair	0	0.00	
Poor	0	0.00	
<b>Total Valid</b>	15	100.00	
<b>Total</b>	15	100.00	

If yes, how convenient is it to use?

Mean: 3.92

Response	Frequency	Percent	Graph
Excellent	5	38.46	
Very Good	2	15.38	
Good	6	46.15	
Fair	0	0.00	
Poor	0	0.00	
<b>Total Valid</b>	13	100.00	
<b>Total</b>	13	100.00	

Have you downloaded eBooks or eAudiobooks through Overdrive?

Mean: 1.15

Response	Frequency	Percent	Graph
Yes	9	14.52	
No	53	85.48	
<b>Total Valid</b>	62	100.00	
<b>Total</b>	62	100.00	

If yes, how satisfied are you with this product?

Mean: 4.22

Response	Frequency	Percent	Graph
Very Satisfied	3	33.33	
Satisfied	5	55.56	
Neutral	1	11.11	
Dissatisfied	0	0.00	
Very Dissatisfied	0	0.00	
<i>Not Applicable</i>	8		
<b>Total Valid</b>	9	100.00	
<b>Total</b>	9	100.00	

Have you used a LibGuide (a list of library resources available on the library's webpage for specific classes) for any of your classes? Mean: 1.26

Response	Frequency	Percent	Graph
Yes	16	26.23	
No	45	73.77	
<b>Total Valid</b>	61	100.00	
<b>Total</b>	61	100.00	

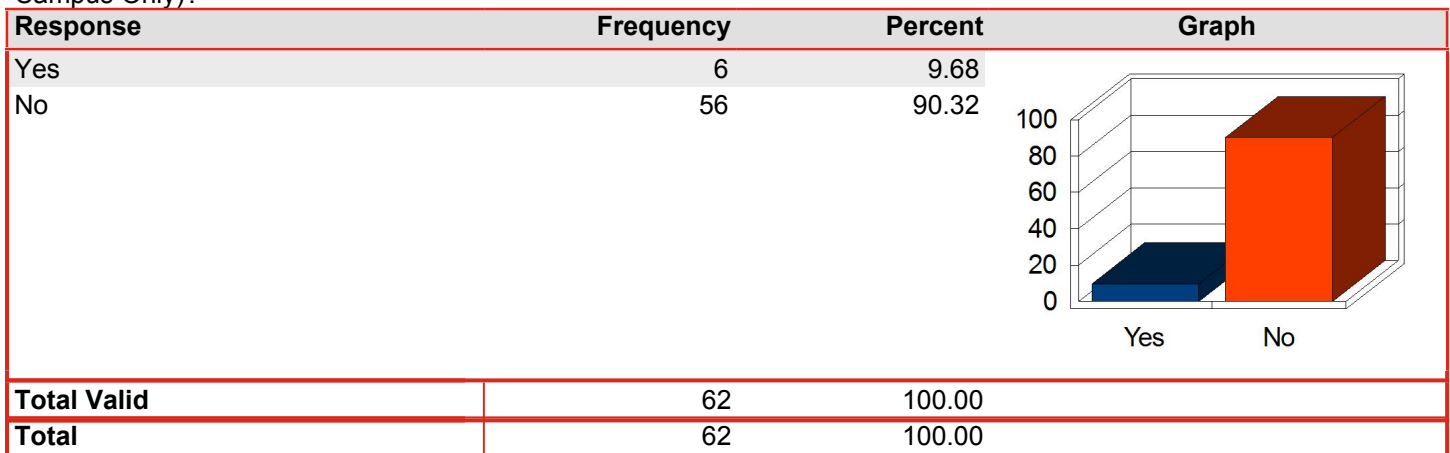
If yes, how useful has the LibGuide been for you?

Mean: 4.18

Response	Frequency	Percent	Graph
Very Useful	9	52.94	
Useful	6	35.29	
<i>No Opinion</i>	3		
Somewhat Useful	0	0.00	
Not At All Useful	2	11.76	
<b>Total Valid</b>	17	100.00	
<b>Total</b>	17	100.00	

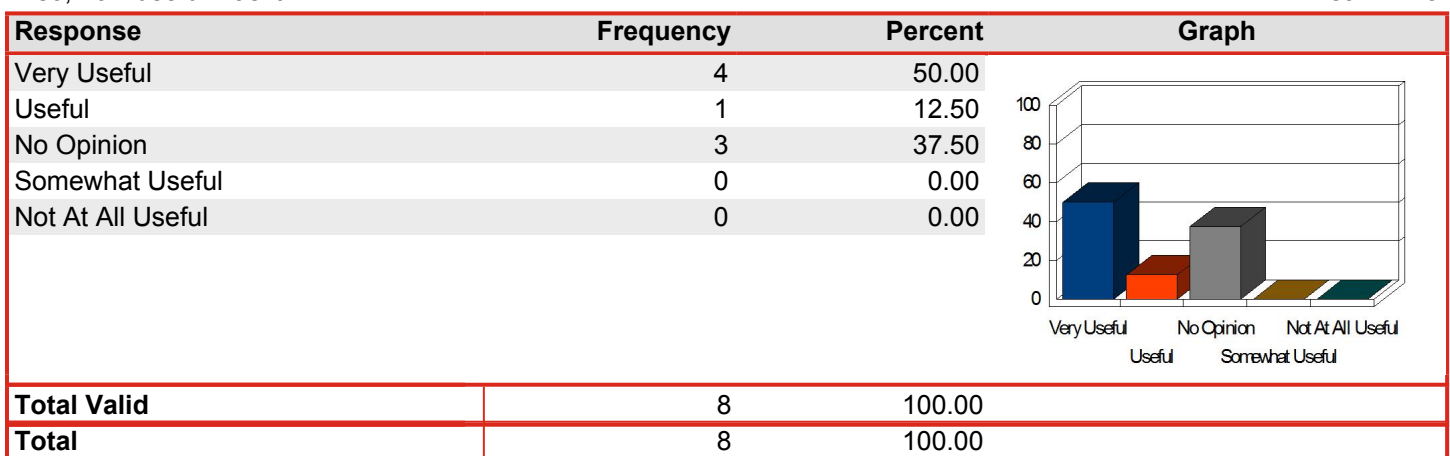
Have you used the collaboration room (room with the large TV and HDMI laptop connections-Athens Campus Only)?

Mean: 1.10



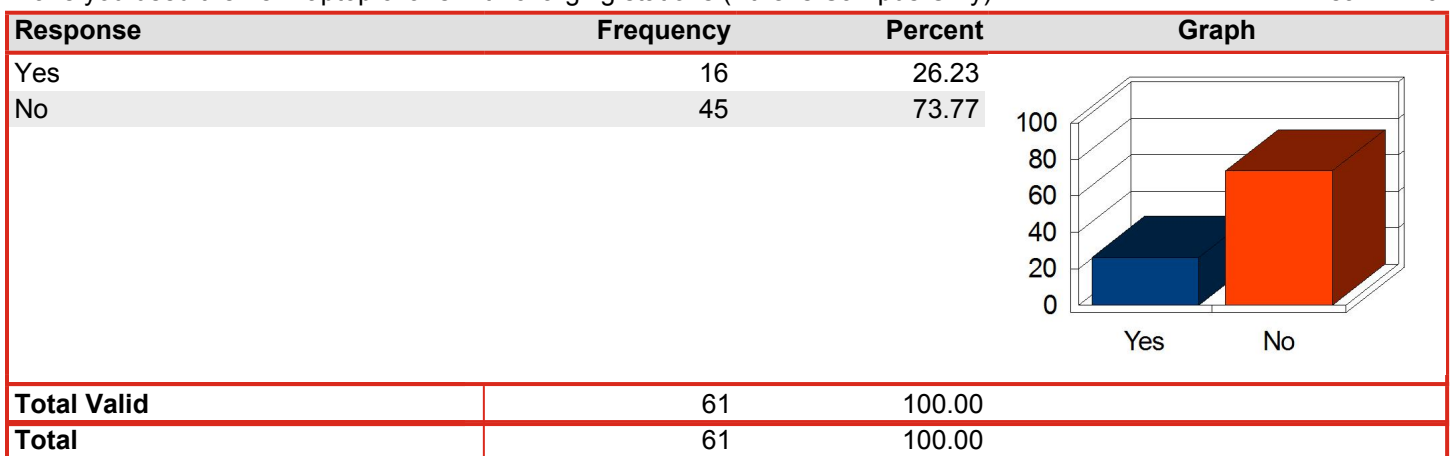
If so, how useful was it?

Mean: 4.13



Have you used the new laptop chairs with charging stations (Athens Campus Only)?

Mean: 1.26



If so, how useful were they?

Mean: 4.42

Response	Frequency	Percent	Graph
Very Useful	15	78.95	
Useful	1	5.26	
No Opinion	1	5.26	
Somewhat Useful	0	0.00	
Not At All Useful	2	10.53	
<b>Total Valid</b>	19	100.00	
<b>Total</b>	19	100.00	

LRC Staff members are professional, courteous, and helpful.

Mean: 4.63

Response	Frequency	Percent	Graph
Strongly Agree	33	63.46	
Agree	19	36.54	
<i>No Opinion</i>	8		
Disagree	0	0.00	
Strongly Disagree	0	0.00	
<b>Total Valid</b>	52	100.00	
<b>Total</b>	52	100.00	

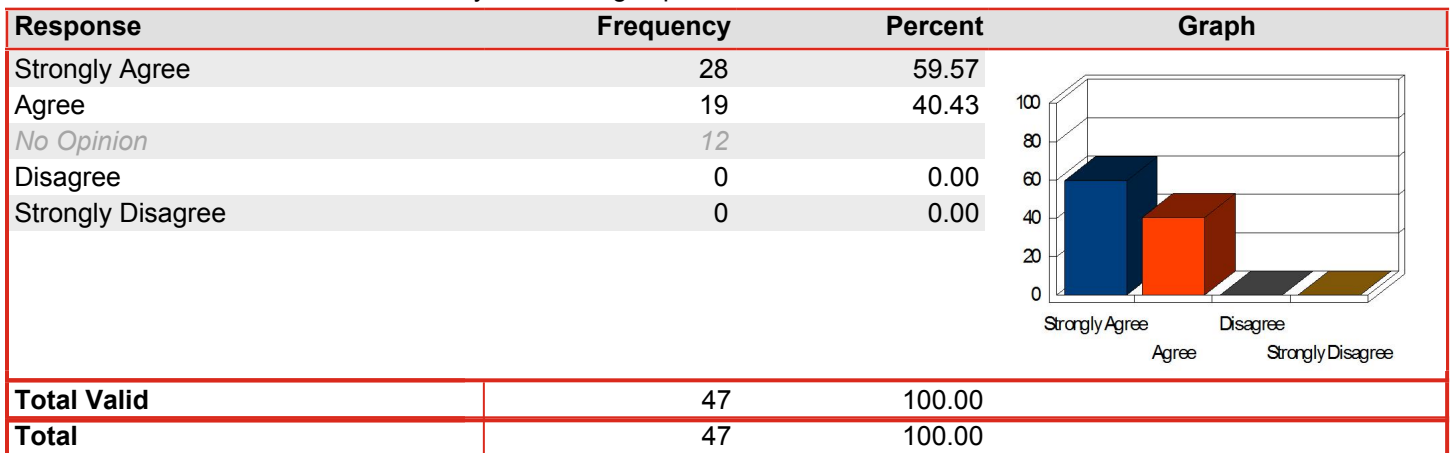
LRC handouts, online instructions, and tutorials are useful.

Mean: 4.55

Response	Frequency	Percent	Graph
Strongly Agree	25	59.52	
Agree	16	38.10	
<i>No Opinion</i>	18		
Disagree	1	2.38	
Strongly Disagree	0	0.00	
<b>Total Valid</b>	42	100.00	
<b>Total</b>	42	100.00	

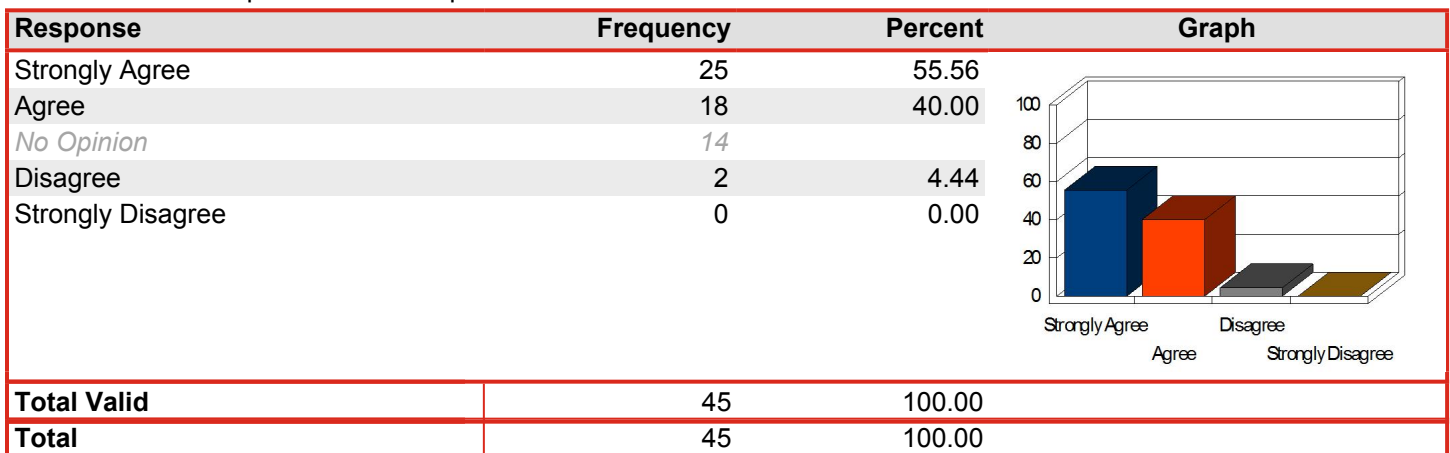
The LRC environment is conducive to your learning experience at TVCC.

Mean: 4.60



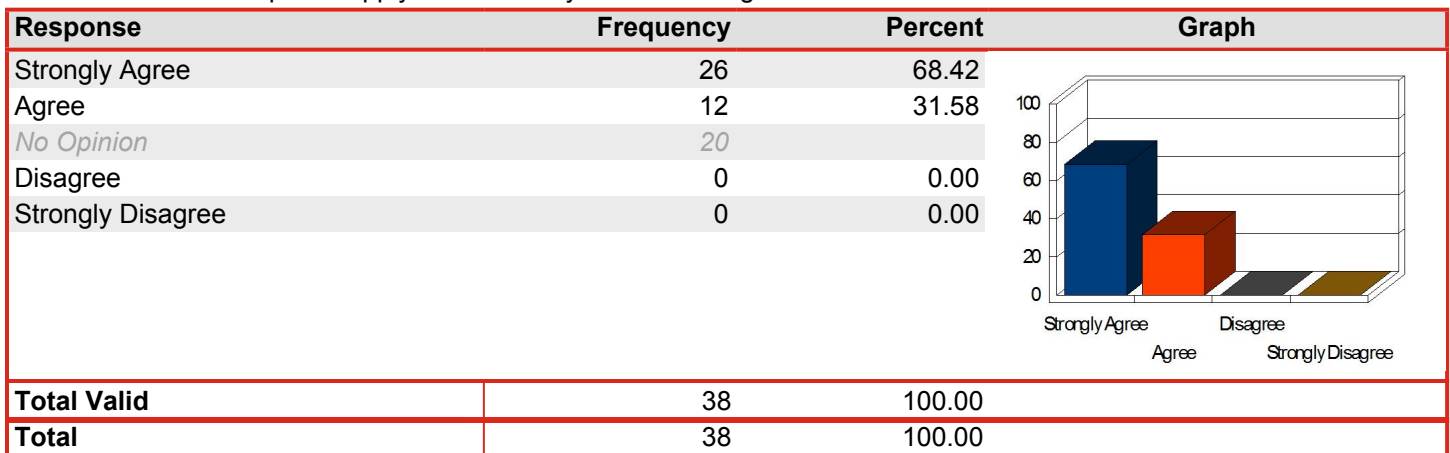
The LRC hours of operation are adequate.

Mean: 4.47



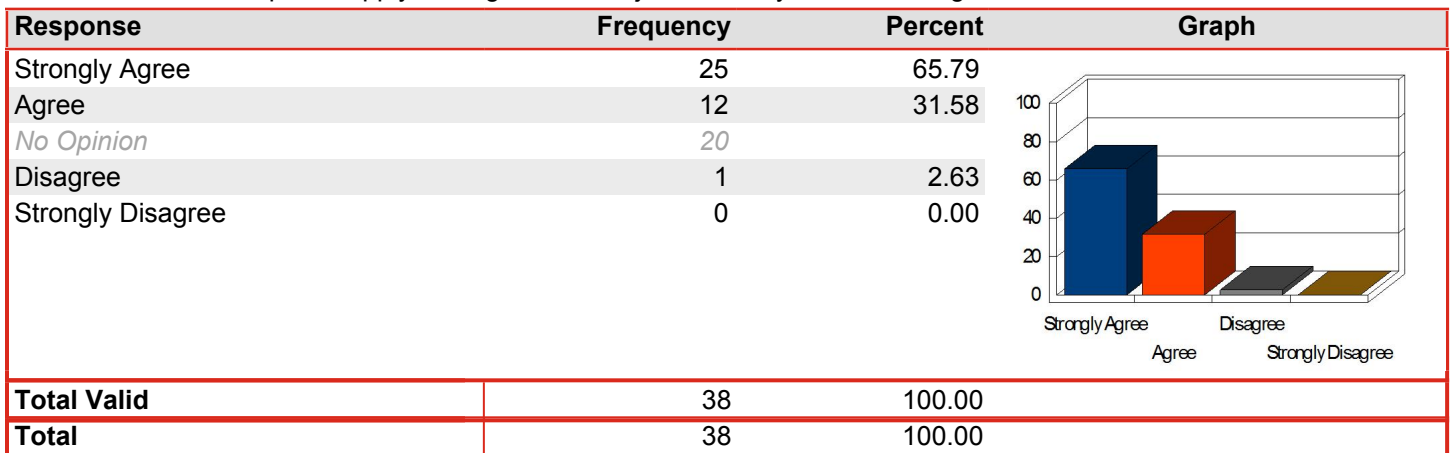
The LRC has an adequate supply of books for your class assignments.

Mean: 4.68



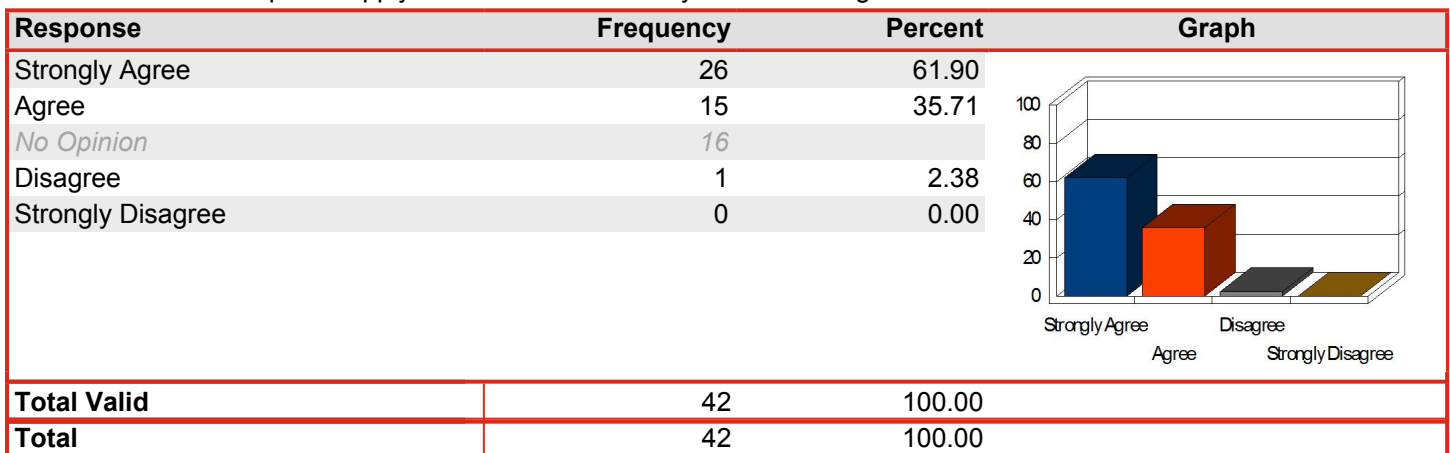
The LRC has an adequate supply of magazines and journals for your class assignments.

Mean: 4.61



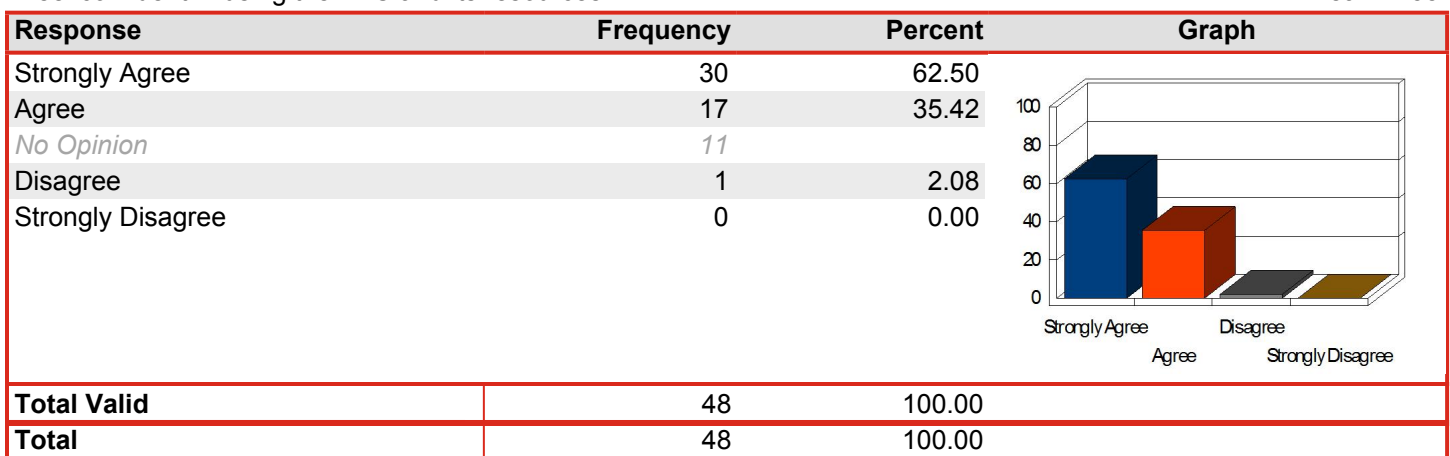
The LRC has an adequate supply of online materials for your class assignments.

Mean: 4.57



I feel confident in using the LRC and its resources.

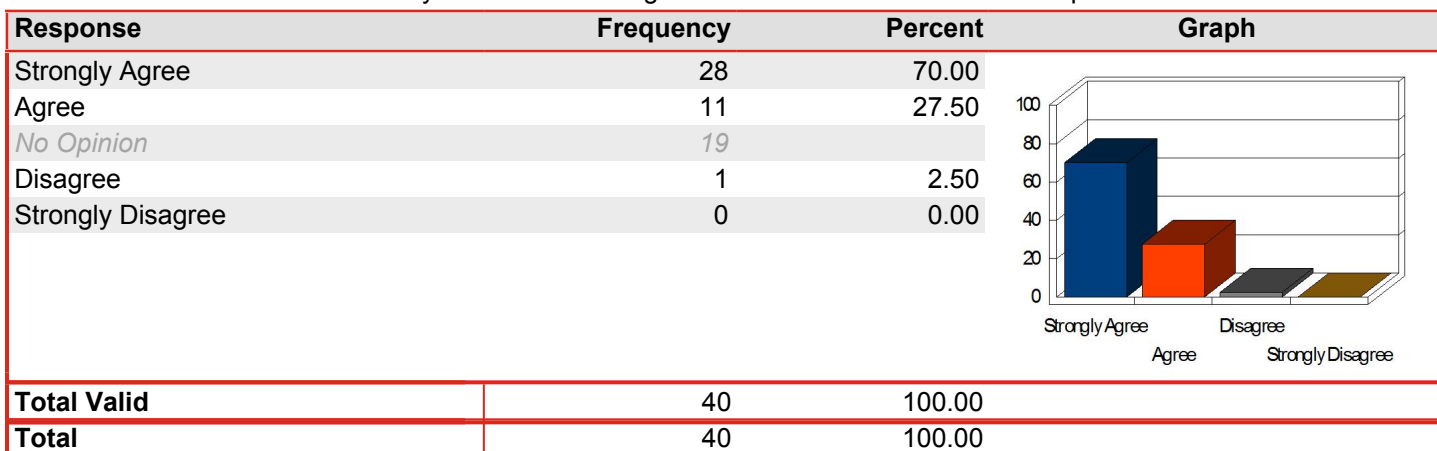
Mean: 4.58





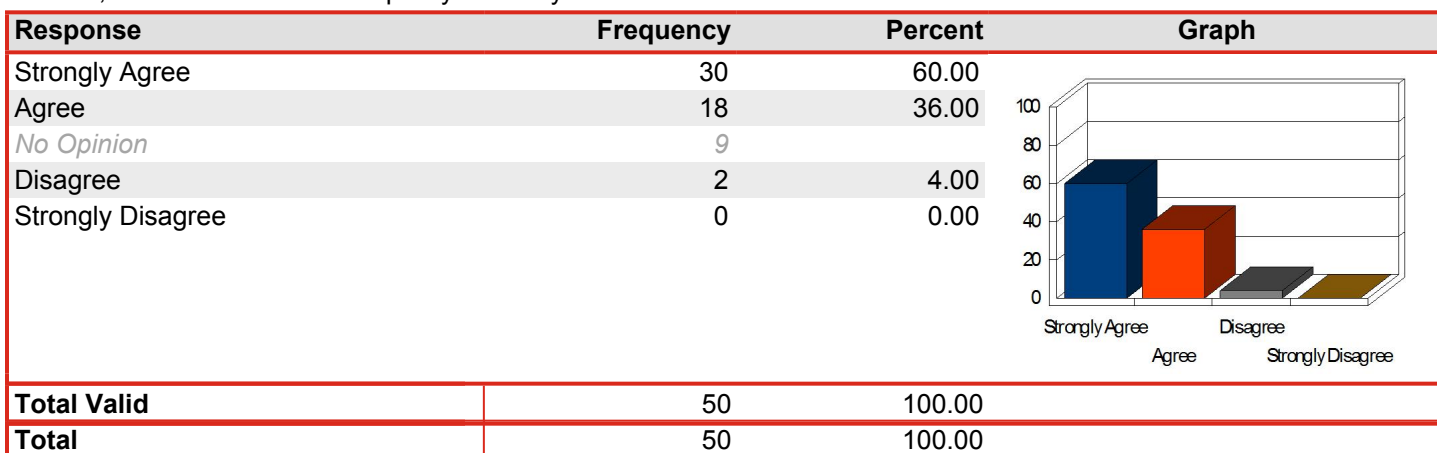
Instructional sessions conducted by librarians on using available resources have been helpful to me.

Mean: 4.65



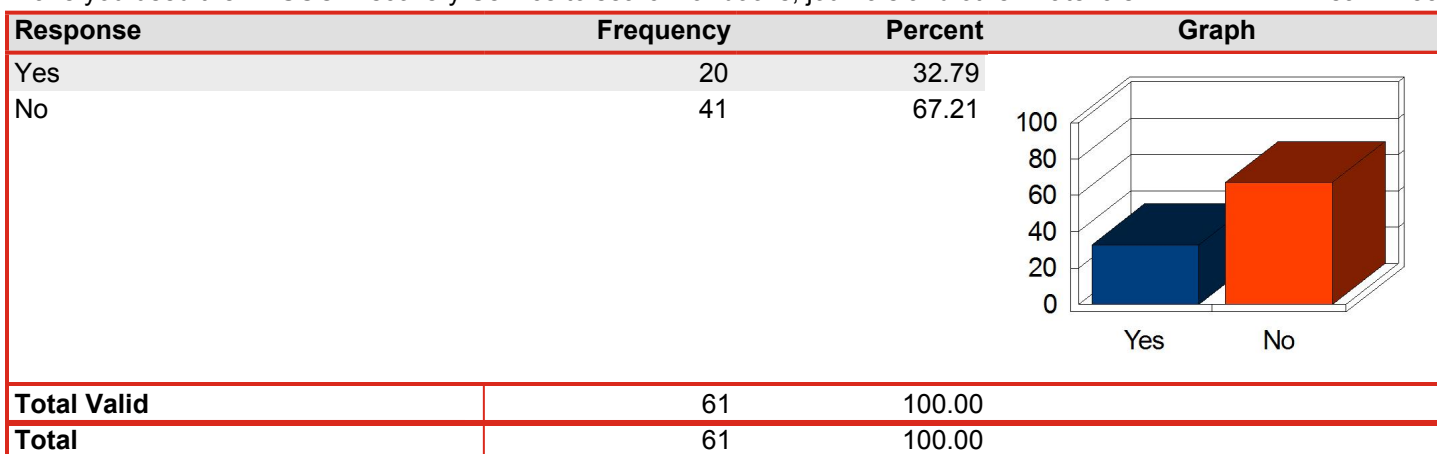
Overall, I am satisfied with the quality of library services and collections at TVCC.

Mean: 4.52



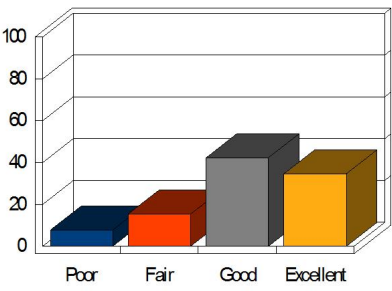
Have you used the EBSCO Discovery Service to search for books, journals and other materials?

Mean: 1.33



Is so, how useful was the service for finding information in the library's collection?

Mean: 3.04

Response	Frequency	Percent	Graph
Poor	2	7.69	
Fair	4	15.38	
Good	11	42.31	
Excellent	9	34.62	
<b>Total Valid</b>	26	100.00	
<b>Total</b>	26	100.00	

# Trinity Valley Community College

## Learning Resource Center

Spring 2017

**Campus:** Distance Education Courses Only

During the last year, I have used the LRC for the following reasons (Mark all that apply):

Mean: -

Response	Frequency	Percent	Graph
Check Email	5	62.50	
Distance Education Testing	5	62.50	
Blackboard	4	50.00	
Financial Aid	1	12.50	
Came with a class	1	12.50	
Research	1	12.50	
Internet Access	1	12.50	
Copy Machine	0	0.00	
Purchase of scantrons pencils etc.	0	0.00	
Work on assignments	3	37.50	
Personal enrichment/enjoyment	1	12.50	
Other	0	0.00	
<b>Total Valid</b>	8	100.00	
<b>Total</b>	8	100.00	

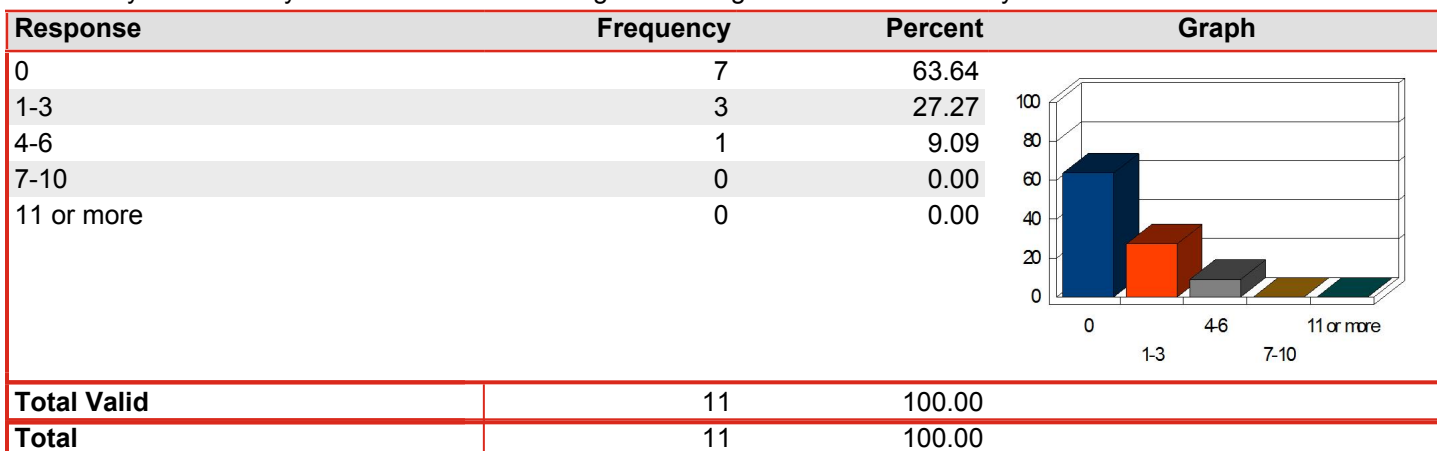
How many times during the fall and spring semesters did you go to the LRC to study, use materials, etc.?

Mean: 1.91

Response	Frequency	Percent	Graph
0	6	54.55	
1-3	3	27.27	
4-6	0	0.00	
7-10	1	9.09	
11 or more	1	9.09	
<b>Total Valid</b>	11	100.00	
<b>Total</b>	11	100.00	

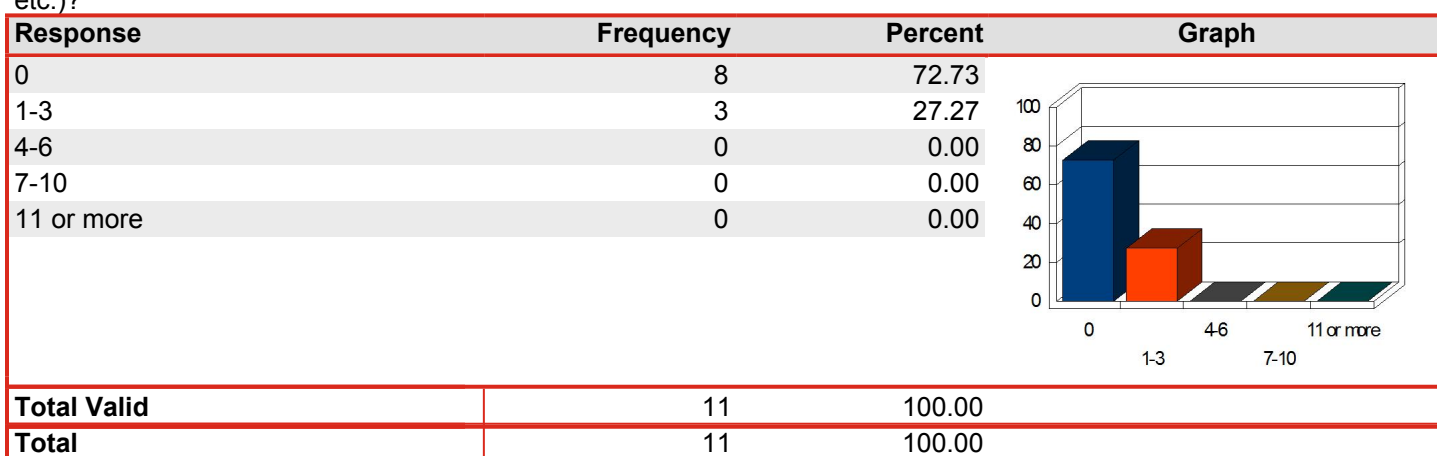
How many times have you used the online catalog for locating materials in the library?

Mean: 1.45



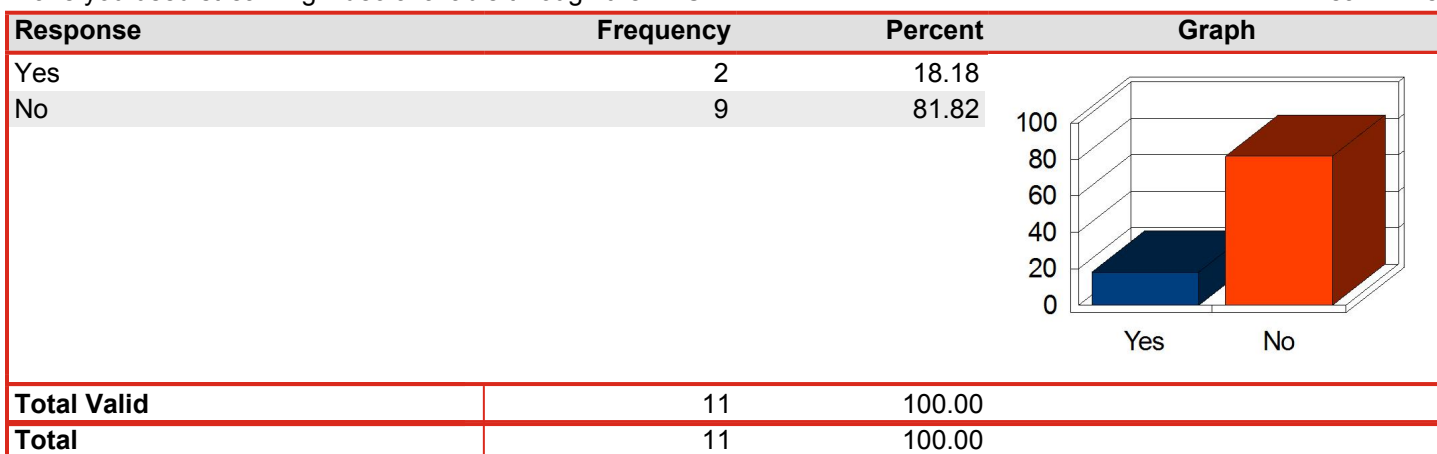
How many times have staff members helped you with an informational need (research, locating materials, etc.)?

Mean: 1.27



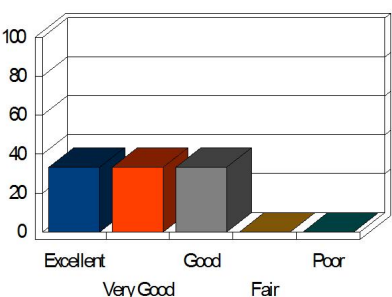
Have you used streaming video available through the LRC?

Mean: 1.18



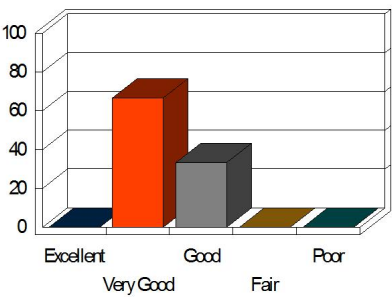
If yes, how useful has it been?

Mean: 4.00

Response	Frequency	Percent	Graph
Excellent	1	33.33	
Very Good	1	33.33	
Good	1	33.33	
Fair	0	0.00	
Poor	0	0.00	
<b>Total Valid</b>	3	100.00	
<b>Total</b>	3	100.00	

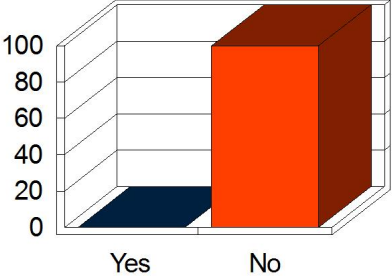
If yes, how convenient is it to use?

Mean: 3.67

Response	Frequency	Percent	Graph
Excellent	0	0.00	
Very Good	2	66.67	
Good	1	33.33	
Fair	0	0.00	
Poor	0	0.00	
<b>Total Valid</b>	3	100.00	
<b>Total</b>	3	100.00	

Have you downloaded eBooks or eAudiobooks through Overdrive?

Mean: 1.00

Response	Frequency	Percent	Graph
Yes	0	0.00	
No	11	100.00	
<b>Total Valid</b>	11	100.00	
<b>Total</b>	11	100.00	

If yes, how satisfied are you with this product?

Mean: 3.00

Response	Frequency	Percent	Graph
Very Satisfied	0	0.00	
Satisfied	0	0.00	
Neutral	1	100.00	
Dissatisfied	0	0.00	
Very Dissatisfied	0	0.00	
<i>Not Applicable</i>	1		
<b>Total Valid</b>	1	100.00	
<b>Total</b>	1	100.00	

Have you used a LibGuide (a list of library resources available on the library's webpage for specific classes) for any of your classes? Mean: 1.09

Response	Frequency	Percent	Graph
Yes	1	9.09	
No	10	90.91	
<b>Total Valid</b>	11	100.00	
<b>Total</b>	11	100.00	


If yes, how useful has the LibGuide been for you?

Mean: 5.00

Response	Frequency	Percent	Graph
Very Useful	1	100.00	
Useful	0	0.00	
<i>No Opinion</i>	1		
Somewhat Useful	0	0.00	
Not At All Useful	0	0.00	
<b>Total Valid</b>	1	100.00	
<b>Total</b>	1	100.00	

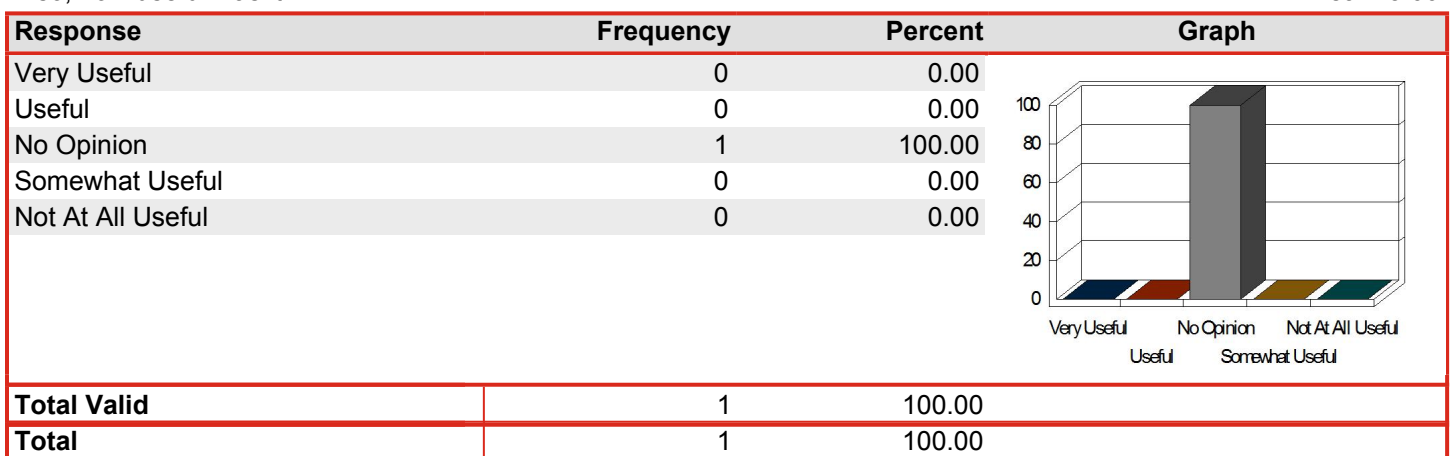
Have you used the collaboration room (room with the large TV and HDMI laptop connections-Athens Campus Only)?

Mean: 1.00



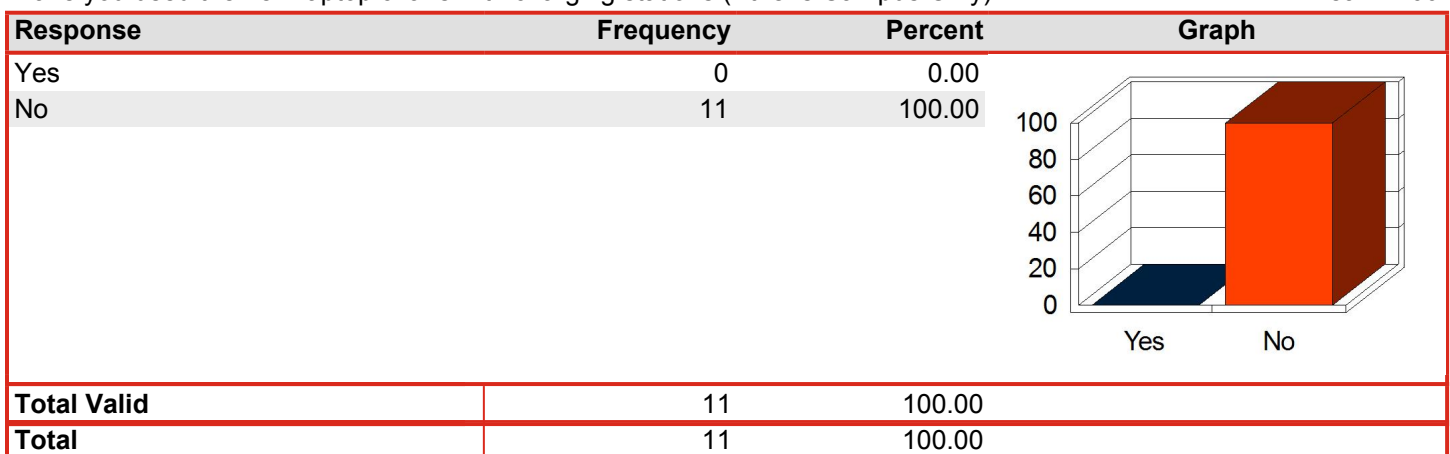
If so, how useful was it?

Mean: 3.00



Have you used the new laptop chairs with charging stations (Athens Campus Only)?

Mean: 1.00



If so, how useful were they?

Mean: 3.00

Response	Frequency	Percent	Graph
Very Useful	0	0.00	
Useful	0	0.00	
No Opinion	1	100.00	
Somewhat Useful	0	0.00	
Not At All Useful	0	0.00	
<b>Total Valid</b>	1	100.00	
<b>Total</b>	1	100.00	

LRC Staff members are professional, courteous, and helpful.

Mean: 5.00

Response	Frequency	Percent	Graph
Strongly Agree	2	100.00	
Agree	0	0.00	
<i>No Opinion</i>	7		
Disagree	0	0.00	
Strongly Disagree	0	0.00	
<b>Total Valid</b>	2	100.00	
<b>Total</b>	2	100.00	

LRC handouts, online instructions, and tutorials are useful.

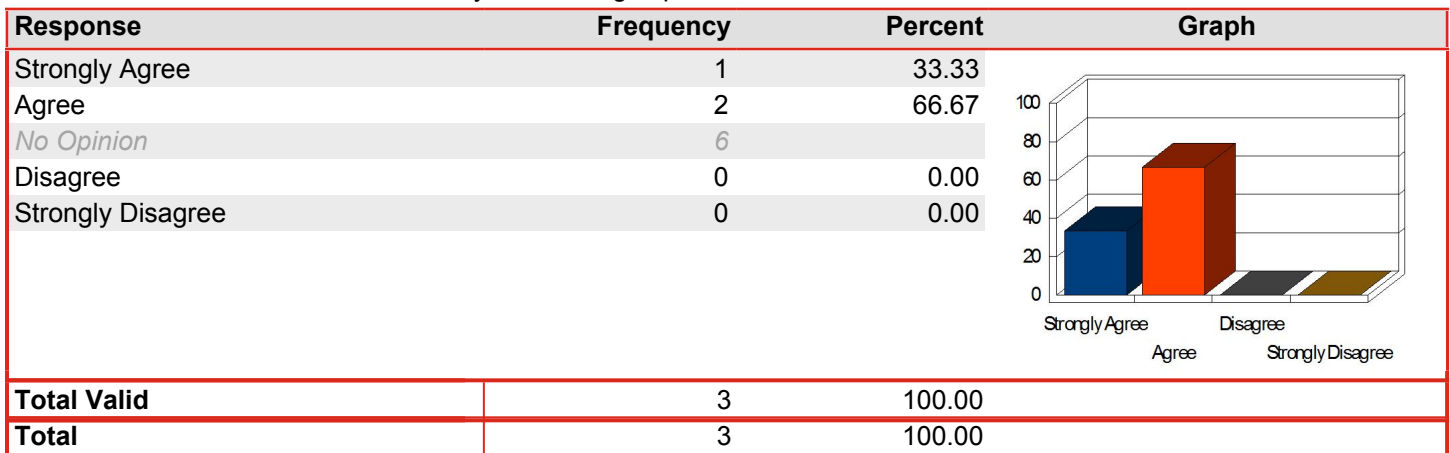
Mean: 4.33

Response	Frequency	Percent	Graph
Strongly Agree	1	33.33	
Agree	2	66.67	
<i>No Opinion</i>	6		
Disagree	0	0.00	
Strongly Disagree	0	0.00	
<b>Total Valid</b>	3	100.00	
<b>Total</b>	3	100.00	



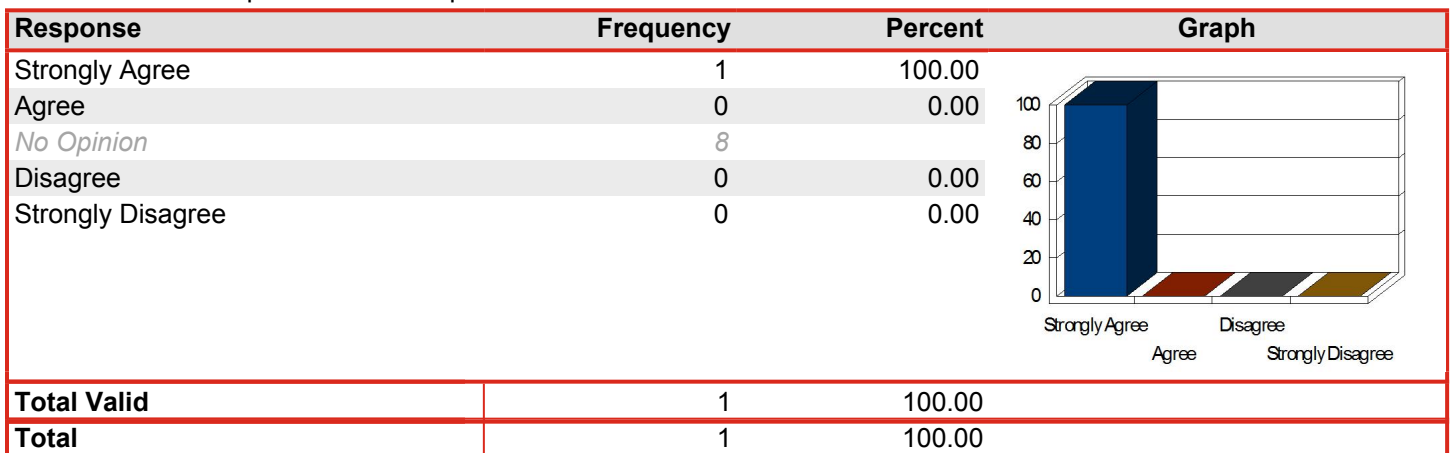
The LRC environment is conducive to your learning experience at TVCC.

Mean: 4.33



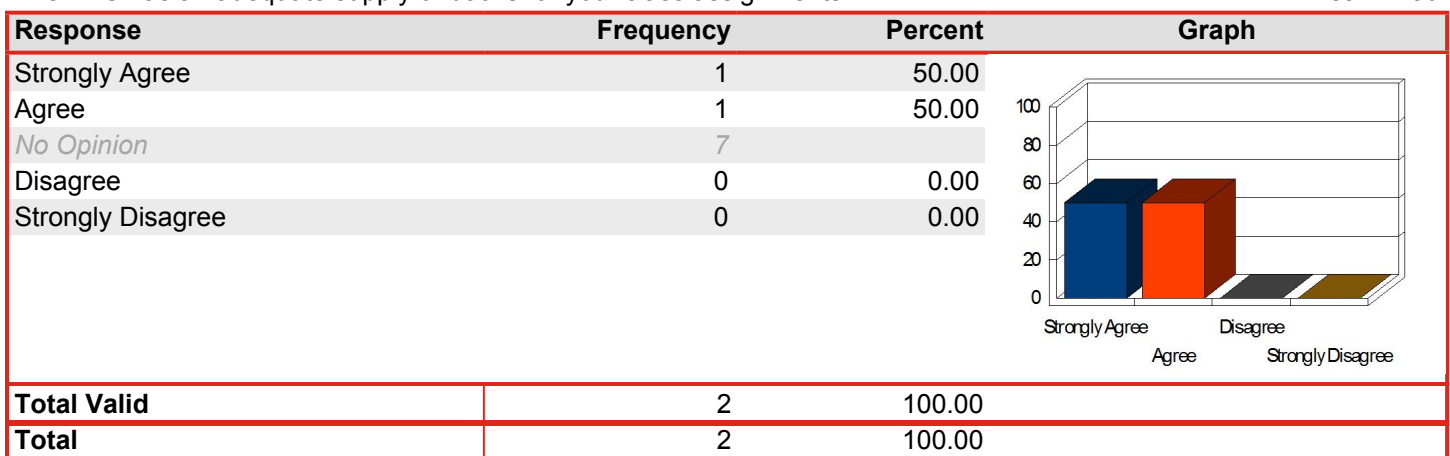
The LRC hours of operation are adequate.

Mean: 5.00



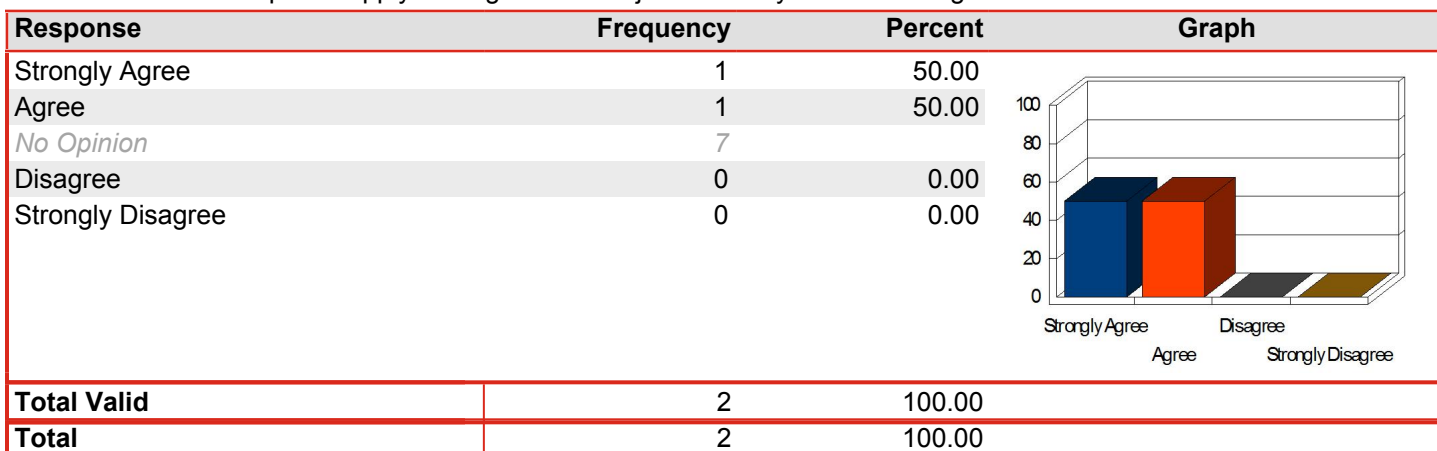
The LRC has an adequate supply of books for your class assignments.

Mean: 4.50



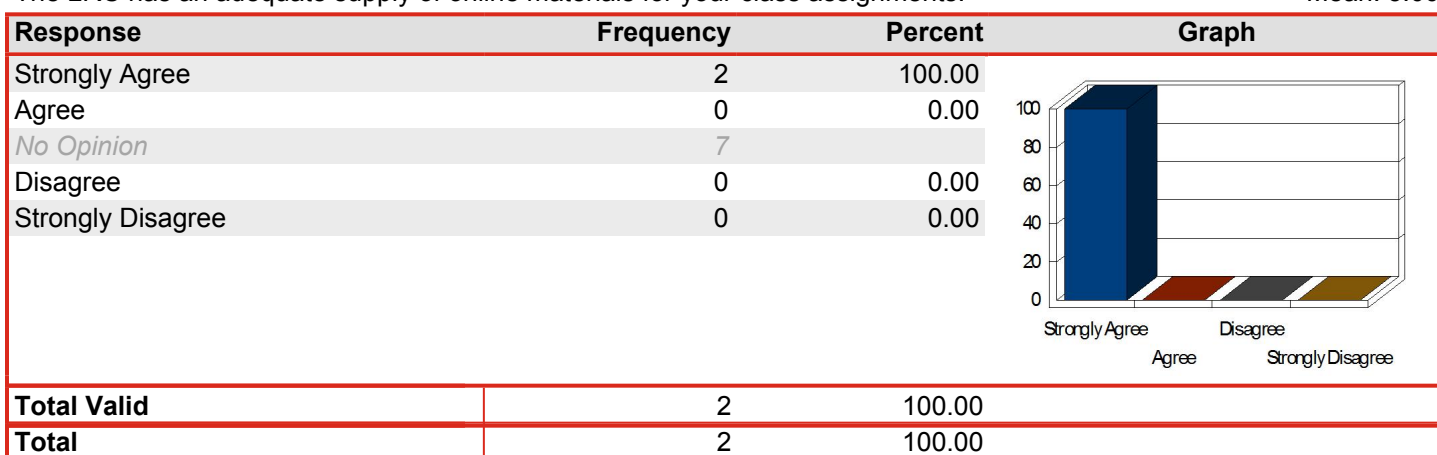
The LRC has an adequate supply of magazines and journals for your class assignments.

Mean: 4.50



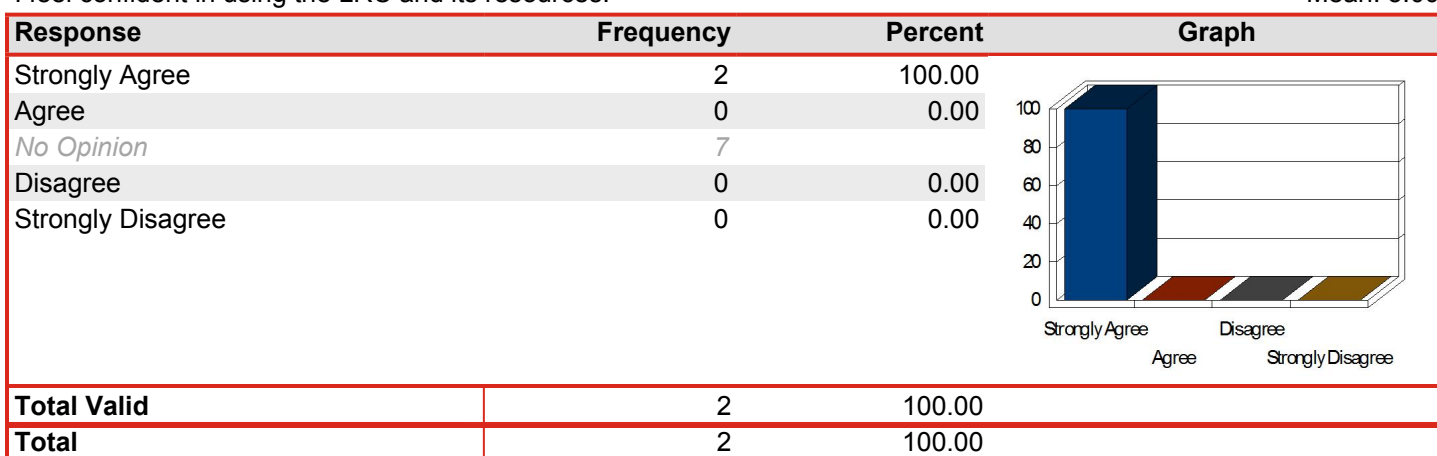
The LRC has an adequate supply of online materials for your class assignments.

Mean: 5.00



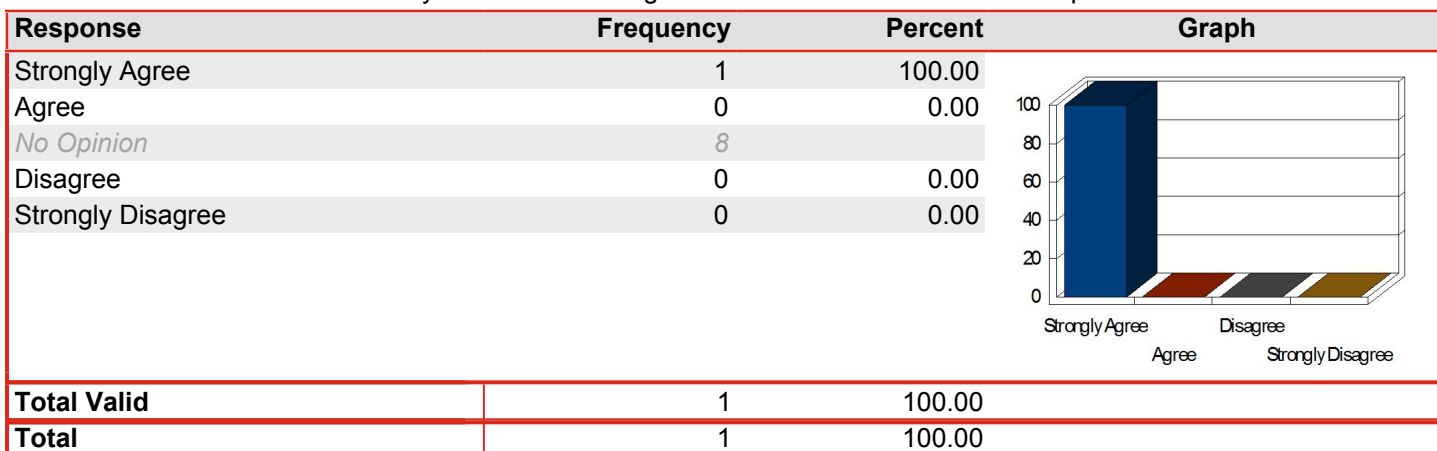
I feel confident in using the LRC and its resources.

Mean: 5.00



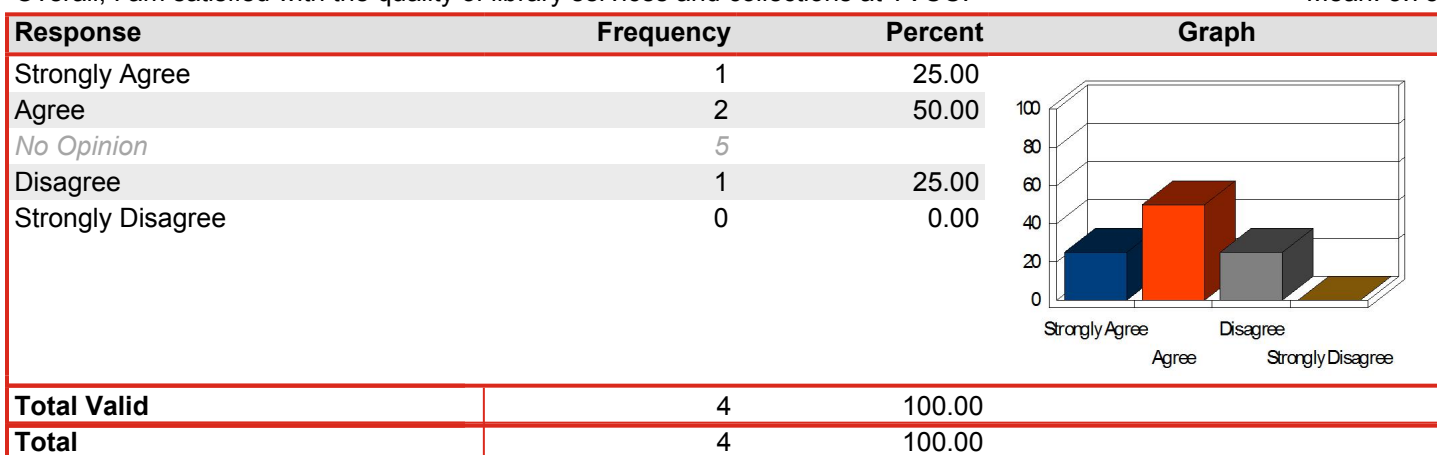
Instructional sessions conducted by librarians on using available resources have been helpful to me.

Mean: 5.00




Overall, I am satisfied with the quality of library services and collections at TVCC.

Mean: 3.75



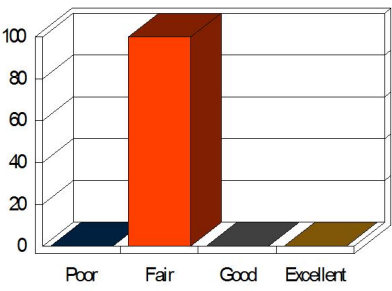
Have you used the EBSCO Discovery Service to search for books, journals and other materials?

Mean: 1.00



Is so, how useful was the service for finding information in the library's collection?

Mean: 2.00

Response	Frequency	Percent	Graph
Poor	0	0.00	
Fair	2	100.00	
Good	0	0.00	
Excellent	0	0.00	
<b>Total Valid</b>	2	100.00	
<b>Total</b>	2	100.00	

# Trinity Valley Community College

## Learning Resource Center

Spring 2017

Campus: Dual-Credit

During the last year, I have used the LRC for the following reasons (Mark all that apply):

Mean: -

Response	Frequency	Percent	Graph
Check Email	0	0.00	
Distance Education Testing	1	100.00	
Blackboard	1	100.00	
Financial Aid	0	0.00	
Came with a class	0	0.00	
Research	1	100.00	
Internet Access	0	0.00	
Copy Machine	0	0.00	
Purchase of scantrons pencils etc.	0	0.00	
Work on assignments	1	100.00	
Personal enrichment/enjoyment	0	0.00	
Other	0	0.00	
<b>Total Valid</b>	1	100.00	
<b>Total</b>	1	100.00	

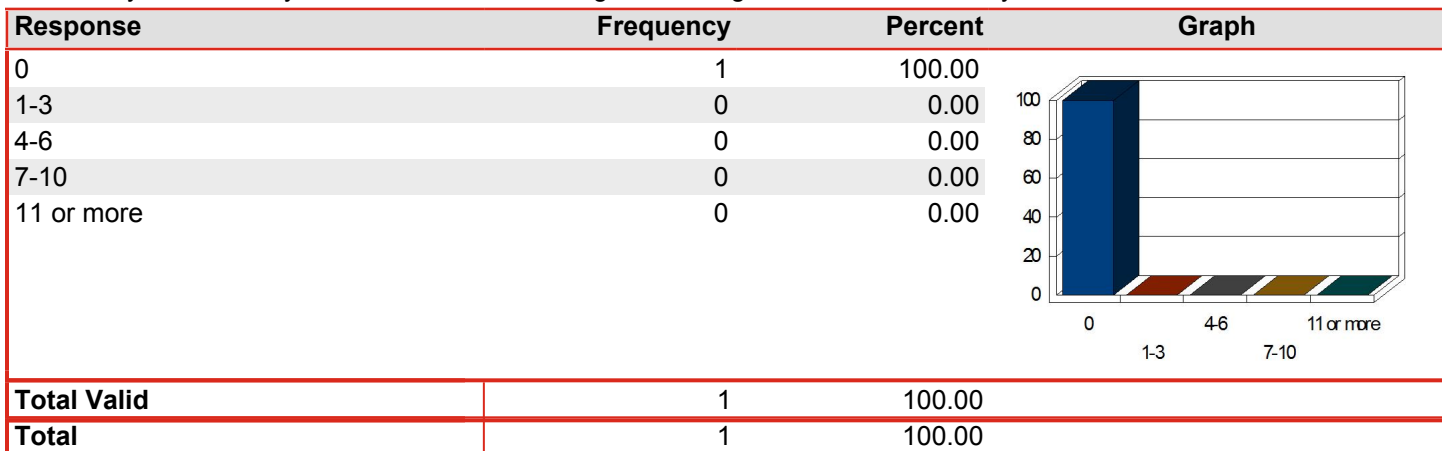
How many times during the fall and spring semesters did you go to the LRC to study, use materials, etc.?

Mean: 5.00

Response	Frequency	Percent	Graph
0	0	0.00	
1-3	0	0.00	
4-6	0	0.00	
7-10	0	0.00	
11 or more	1	100.00	
<b>Total Valid</b>	1	100.00	
<b>Total</b>	1	100.00	

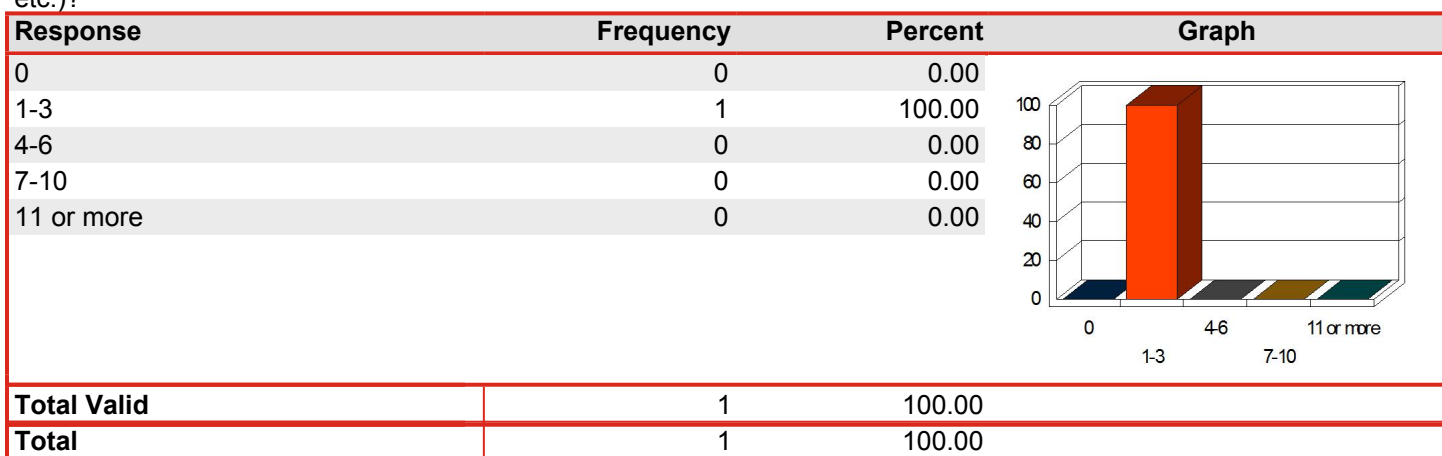
How many times have you used the online catalog for locating materials in the library?

Mean: 1.00




How many times have staff members helped you with an informational need (research, locating materials, etc.)?

Mean: 2.00



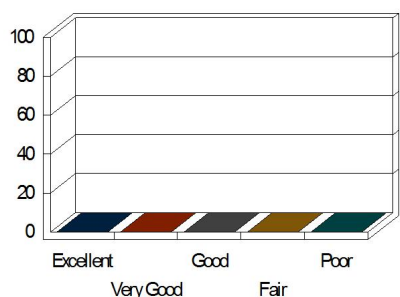
Have you used streaming video available through the LRC?

Mean: 1.00



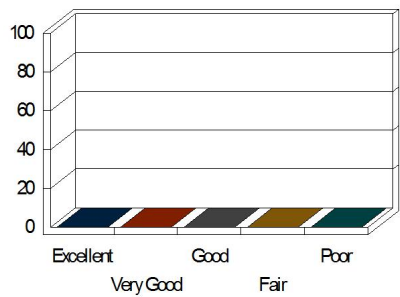
If yes, how useful has it been?

Mean: -

Response	Frequency	Percent	Graph
Excellent	0	0.00	
Very Good	0	0.00	
Good	0	0.00	
Fair	0	0.00	
Poor	0	0.00	
<b>Total Valid</b>	0	0.00	
<b>Total</b>	0	0.00	

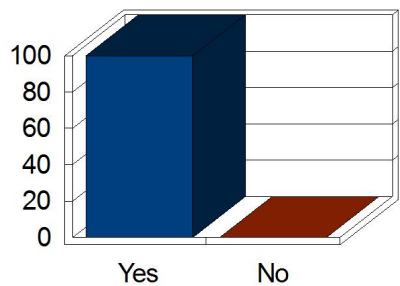
If yes, how convenient is it to use?

Mean: -

Response	Frequency	Percent	Graph
Excellent	0	0.00	
Very Good	0	0.00	
Good	0	0.00	
Fair	0	0.00	
Poor	0	0.00	
<b>Total Valid</b>	0	0.00	
<b>Total</b>	0	0.00	

Have you downloaded eBooks or eAudiobooks through Overdrive?

Mean: 2.00

Response	Frequency	Percent	Graph
Yes	1	100.00	
No	0	0.00	
<b>Total Valid</b>	1	100.00	
<b>Total</b>	1	100.00	

If yes, how satisfied are you with this product?

Mean: 4.00

Response	Frequency	Percent	Graph
Very Satisfied	0	0.00	
Satisfied	1	100.00	
Neutral	0	0.00	
Dissatisfied	0	0.00	
Very Dissatisfied	0	0.00	
<i>Not Applicable</i>	0		
<b>Total Valid</b>	1	100.00	
<b>Total</b>	1	100.00	

Have you used a LibGuide (a list of library resources available on the library's webpage for specific classes) for any of your classes? Mean: 2.00

Response	Frequency	Percent	Graph
Yes	1	100.00	
No	0	0.00	
<b>Total Valid</b>	1	100.00	
<b>Total</b>	1	100.00	

If yes, how useful has the LibGuide been for you?


Mean: 4.00

Response	Frequency	Percent	Graph
Very Useful	0	0.00	
Useful	1	100.00	
<i>No Opinion</i>	0		
Somewhat Useful	0	0.00	
Not At All Useful	0	0.00	
<b>Total Valid</b>	1	100.00	
<b>Total</b>	1	100.00	



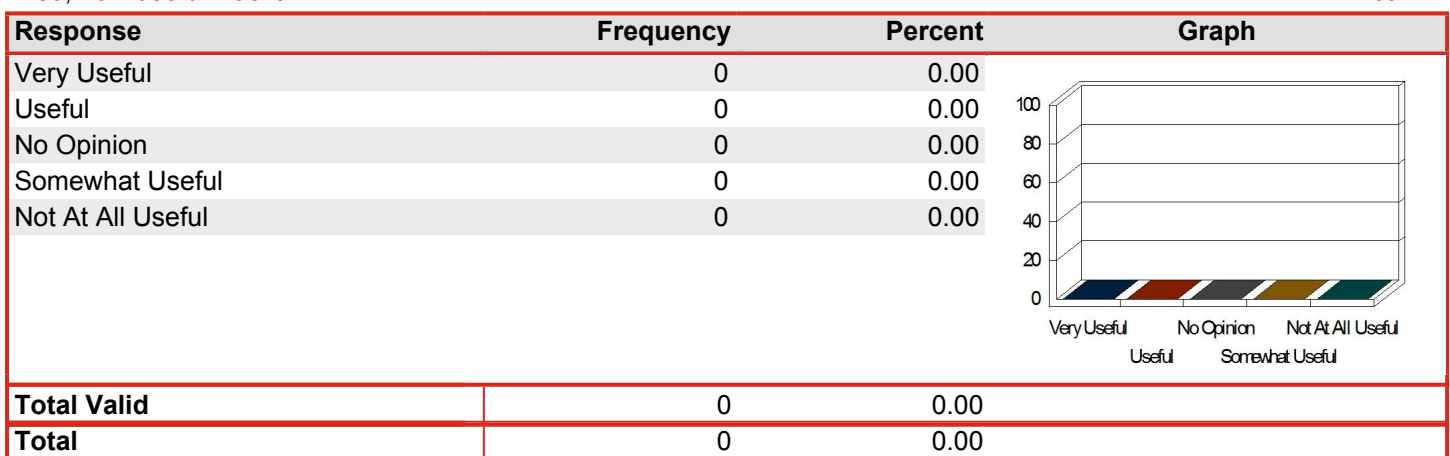
Have you used the collaboration room (room with the large TV and HDMI laptop connections-Athens Campus Only)?

Mean: 1.00




If so, how useful was it?

Mean: -



Have you used the new laptop chairs with charging stations (Athens Campus Only)?

Mean: 1.00



If so, how useful were they?

Mean: -

Response	Frequency	Percent	Graph
Very Useful	0	0.00	
Useful	0	0.00	
No Opinion	0	0.00	
Somewhat Useful	0	0.00	
Not At All Useful	0	0.00	
<b>Total Valid</b>	0	0.00	
<b>Total</b>	0	0.00	

LRC Staff members are professional, courteous, and helpful.

Mean: -

Response	Frequency	Percent	Graph
Strongly Agree	0	0.00	
Agree	0	0.00	
<i>No Opinion</i>	1		
Disagree	0	0.00	
Strongly Disagree	0	0.00	
<b>Total Valid</b>	0	0.00	
<b>Total</b>	0	0.00	

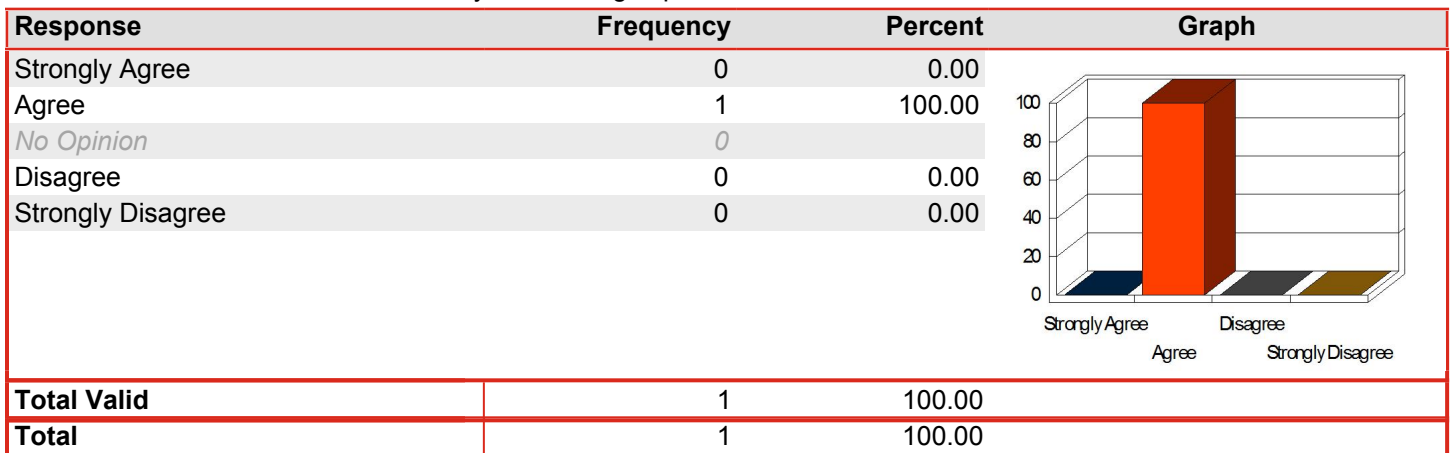
LRC handouts, online instructions, and tutorials are useful.

Mean: 2.00

Response	Frequency	Percent	Graph
Strongly Agree	0	0.00	
Agree	0	0.00	
<i>No Opinion</i>	0		
Disagree	1	100.00	
Strongly Disagree	0	0.00	
<b>Total Valid</b>	1	100.00	
<b>Total</b>	1	100.00	

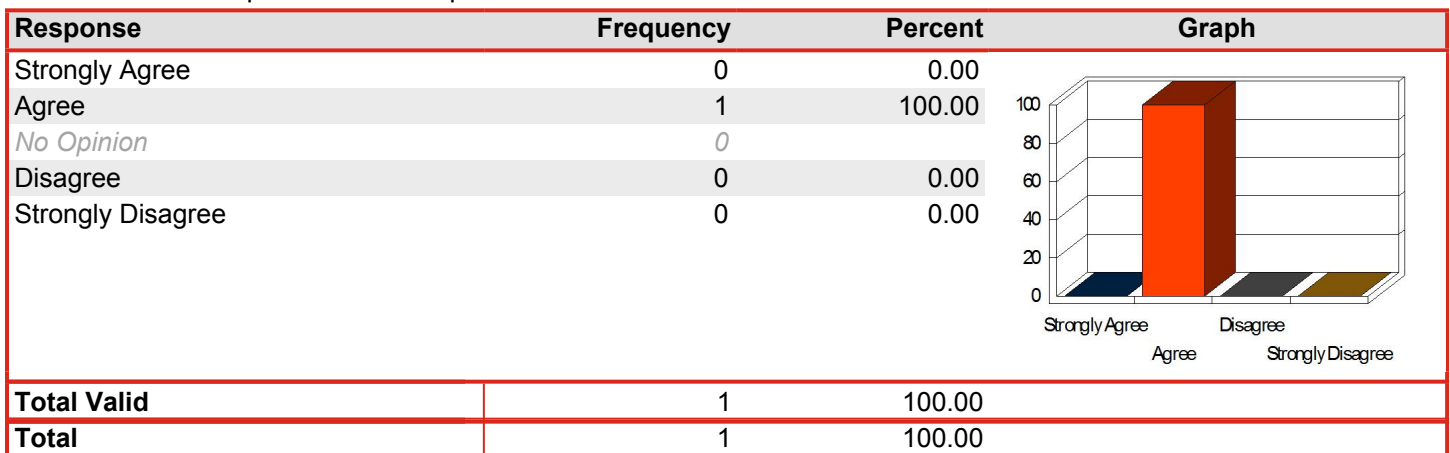
The LRC environment is conducive to your learning experience at TVCC.

Mean: 4.00



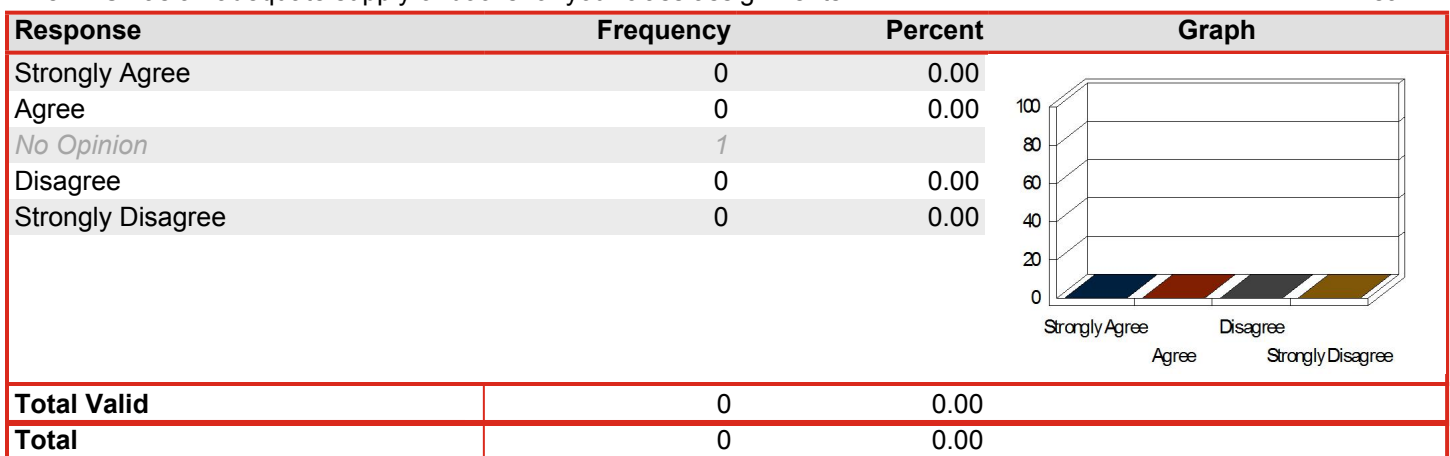
The LRC hours of operation are adequate.

Mean: 4.00



The LRC has an adequate supply of books for your class assignments.

Mean: -



The LRC has an adequate supply of magazines and journals for your class assignments.

Mean: -

Response	Frequency	Percent	Graph
Strongly Agree	0	0.00	
Agree	0	0.00	
<i>No Opinion</i>	1		
Disagree	0	0.00	
Strongly Disagree	0	0.00	
<b>Total Valid</b>	0	0.00	
<b>Total</b>	0	0.00	

The LRC has an adequate supply of online materials for your class assignments.

Mean: 1.00

Response	Frequency	Percent	Graph
Strongly Agree	0	0.00	
Agree	0	0.00	
<i>No Opinion</i>	0		
Disagree	0	0.00	
Strongly Disagree	1	100.00	
<b>Total Valid</b>	1	100.00	
<b>Total</b>	1	100.00	

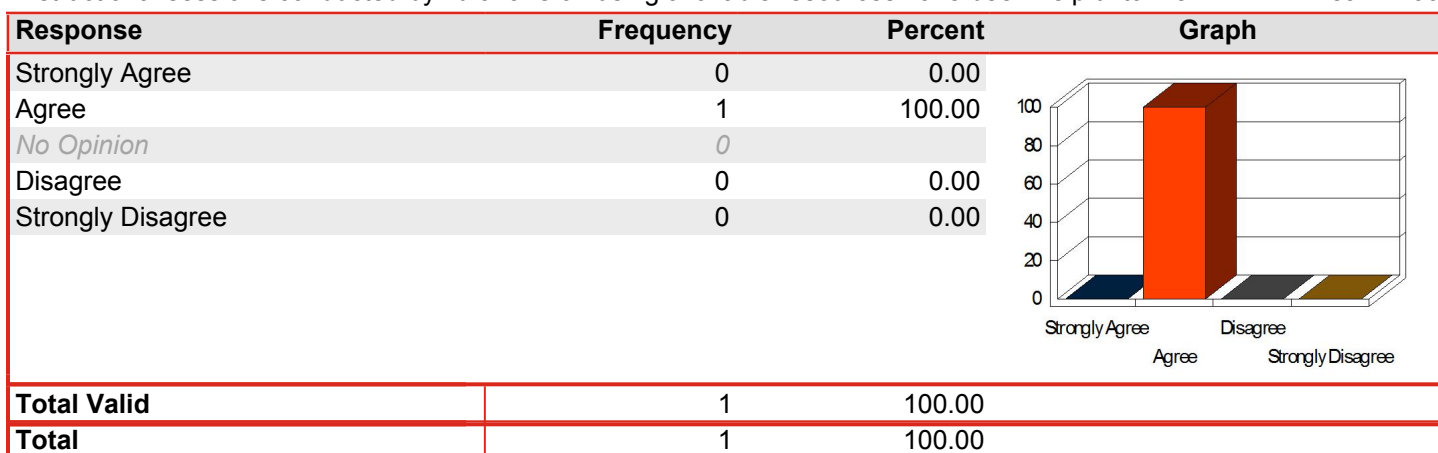
I feel confident in using the LRC and its resources.

Mean: -

Response	Frequency	Percent	Graph
Strongly Agree	0	0.00	
Agree	0	0.00	
<i>No Opinion</i>	1		
Disagree	0	0.00	
Strongly Disagree	0	0.00	
<b>Total Valid</b>	0	0.00	
<b>Total</b>	0	0.00	

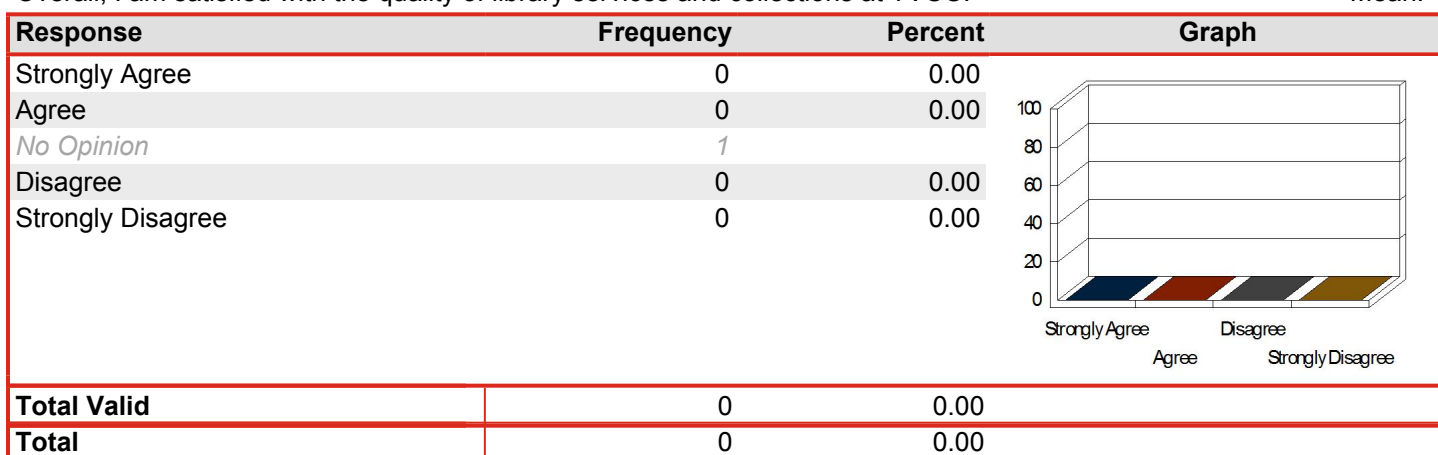
Instructional sessions conducted by librarians on using available resources have been helpful to me.

Mean: 4.00




Overall, I am satisfied with the quality of library services and collections at TVCC.

Mean: -



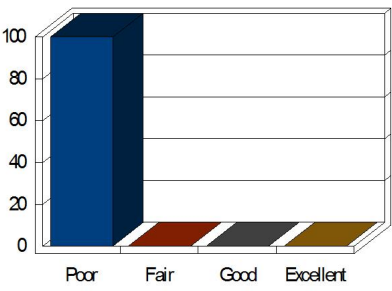
Have you used the EBSCO Discovery Service to search for books, journals and other materials?

Mean: 2.00



Is so, how useful was the service for finding information in the library's collection?

Mean: 1.00

Response	Frequency	Percent	Graph
Poor	1	100.00	
Fair	0	0.00	
Good	0	0.00	
Excellent	0	0.00	
<b>Total Valid</b>	1	100.00	
<b>Total</b>	1	100.00	

# Trinity Valley Community College

## Learning Resource Center

Spring 2017

Campus: HSC-Kaufman

During the last year, I have used the LRC for the following reasons (Mark all that apply):

Mean: -

Response	Frequency	Percent	Graph
Check Email	3	100.00	
Distance Education Testing	1	33.33	
Blackboard	1	33.33	
Financial Aid	0	0.00	
Came with a class	1	33.33	
Research	2	66.67	
Internet Access	3	100.00	
Copy Machine	2	66.67	
Purchase of scantrons pencils etc.	1	33.33	
Work on assignments	2	66.67	
Personal enrichment/enjoyment	0	0.00	
Other	0	0.00	
<b>Total Valid</b>	3	100.00	
<b>Total</b>	3	100.00	

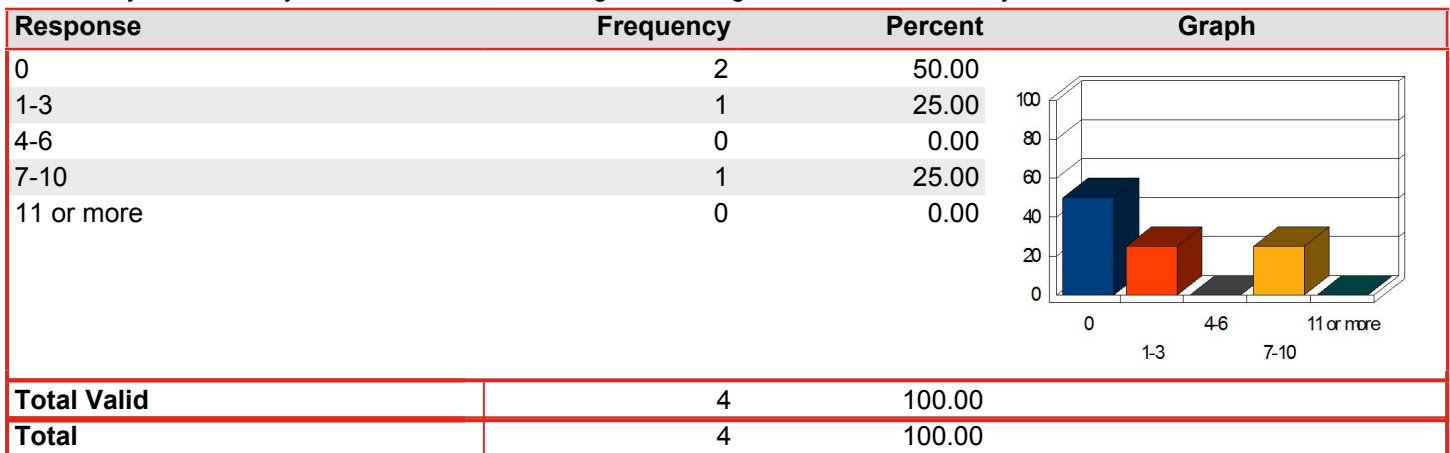
How many times during the fall and spring semesters did you go to the LRC to study, use materials, etc.?

Mean: 2.50

Response	Frequency	Percent	Graph
0	1	25.00	
1-3	1	25.00	
4-6	1	25.00	
7-10	1	25.00	
11 or more	0	0.00	
<b>Total Valid</b>	4	100.00	
<b>Total</b>	4	100.00	

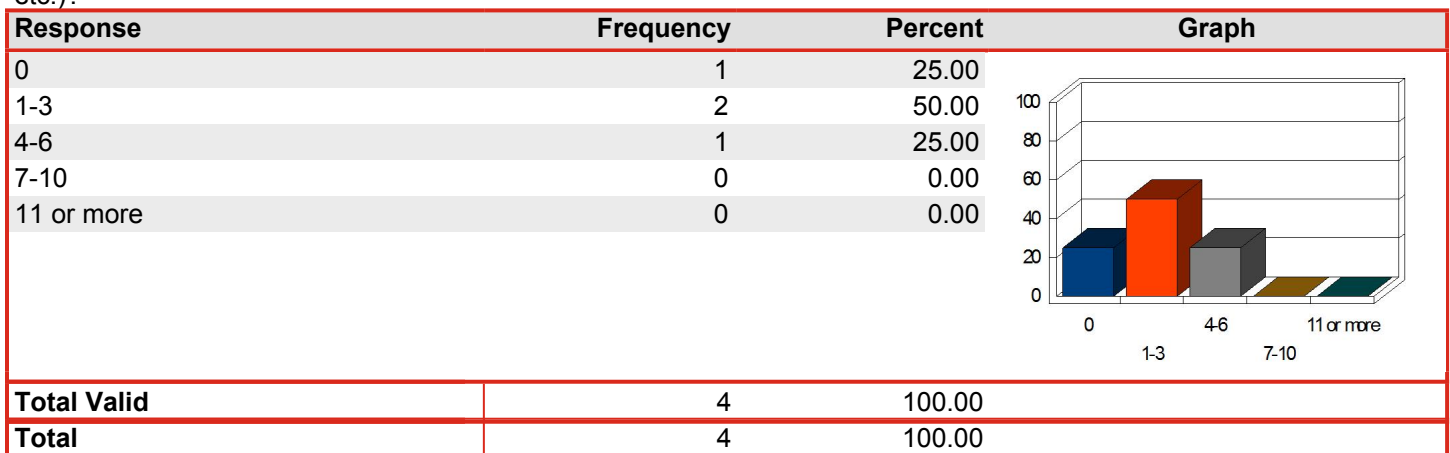
How many times have you used the online catalog for locating materials in the library?

Mean: 2.00



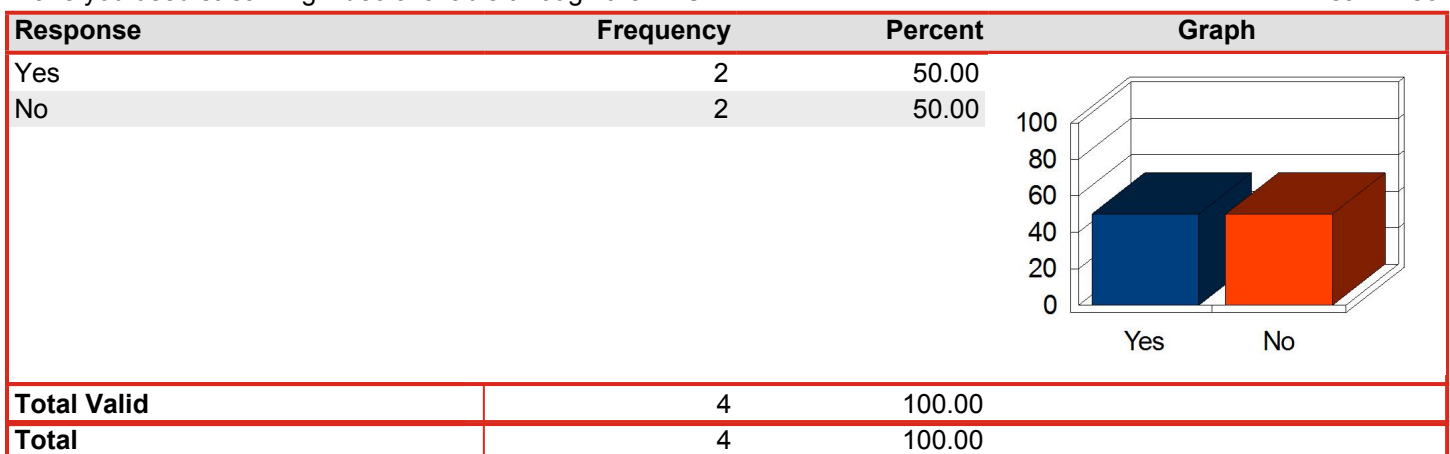
How many times have staff members helped you with an informational need (research, locating materials, etc.)?

Mean: 2.00



Have you used streaming video available through the LRC?

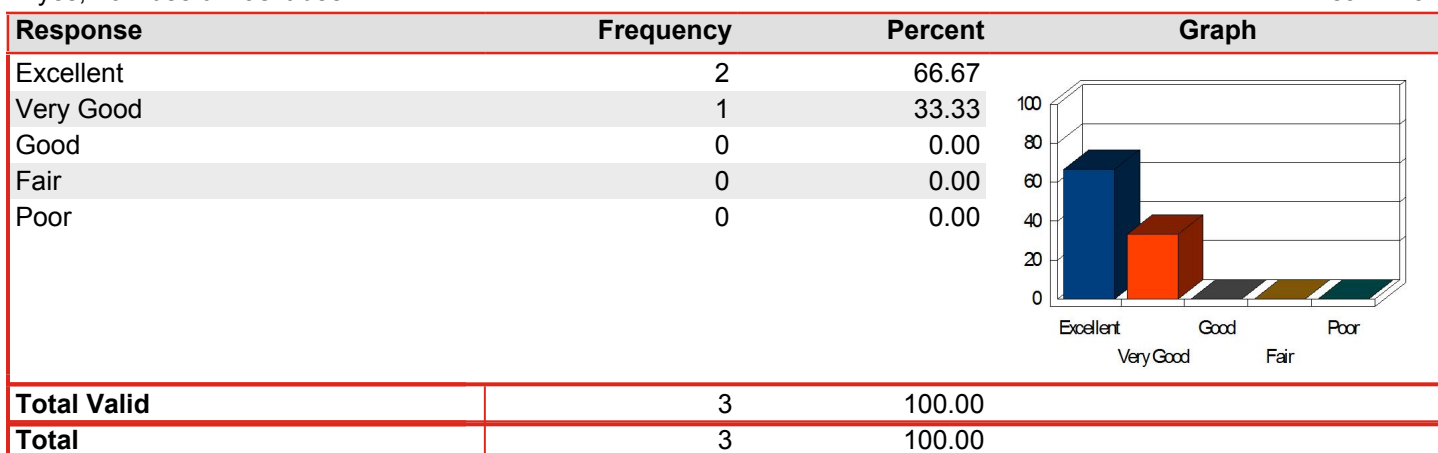
Mean: 1.50





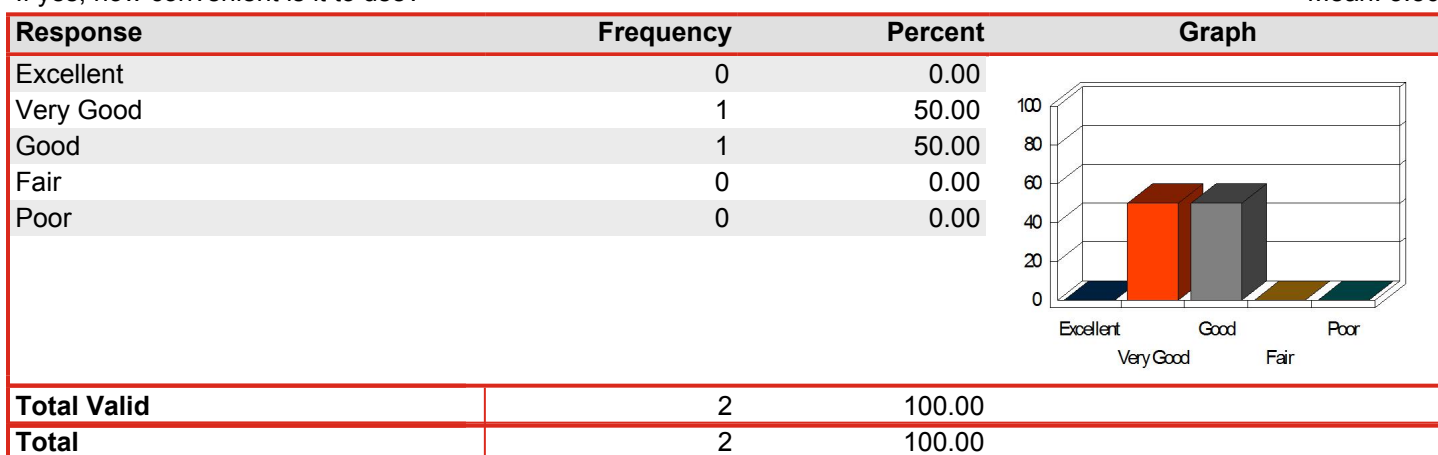
If yes, how useful has it been?

Mean: 4.67



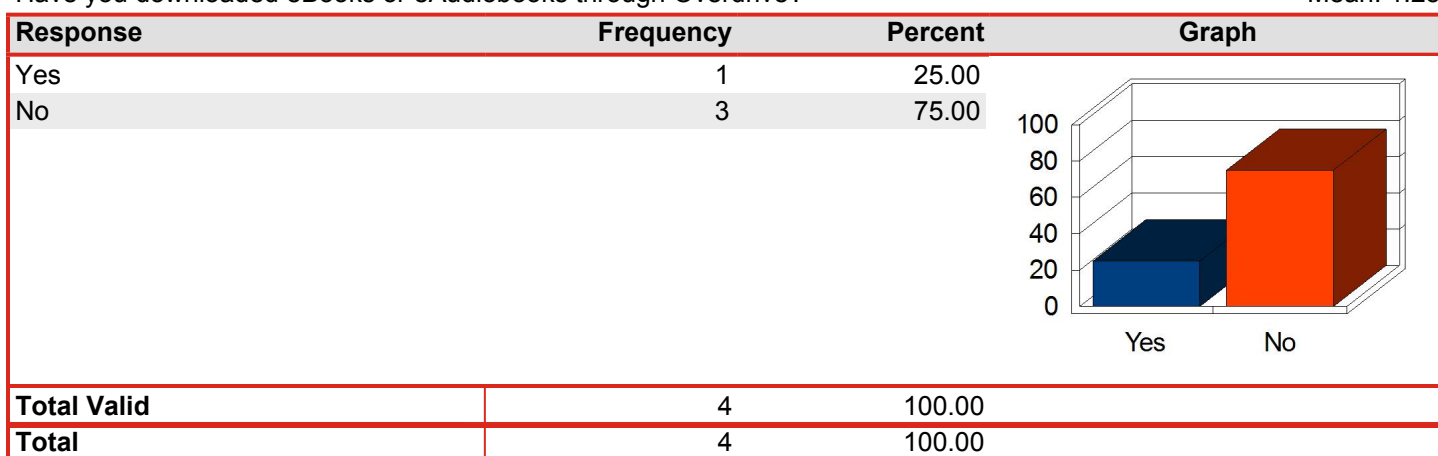
If yes, how convenient is it to use?

Mean: 3.50



Have you downloaded eBooks or eAudiobooks through Overdrive?

Mean: 1.25



If yes, how satisfied are you with this product?

Mean: 5.00

Response	Frequency	Percent	Graph
Very Satisfied	1	100.00	
Satisfied	0	0.00	
Neutral	0	0.00	
Dissatisfied	0	0.00	
Very Dissatisfied	0	0.00	
<i>Not Applicable</i>	1		
<b>Total Valid</b>	1	100.00	
<b>Total</b>	1	100.00	

Have you used a LibGuide (a list of library resources available on the library's webpage for specific classes) for any of your classes? Mean: 1.50

Response	Frequency	Percent	Graph
Yes	2	50.00	
No	2	50.00	
<b>Total Valid</b>	4	100.00	
<b>Total</b>	4	100.00	


If yes, how useful has the LibGuide been for you?

Mean: 4.00

Response	Frequency	Percent	Graph
Very Useful	0	0.00	
Useful	2	100.00	
<i>No Opinion</i>	1		
Somewhat Useful	0	0.00	
Not At All Useful	0	0.00	
<b>Total Valid</b>	2	100.00	
<b>Total</b>	2	100.00	

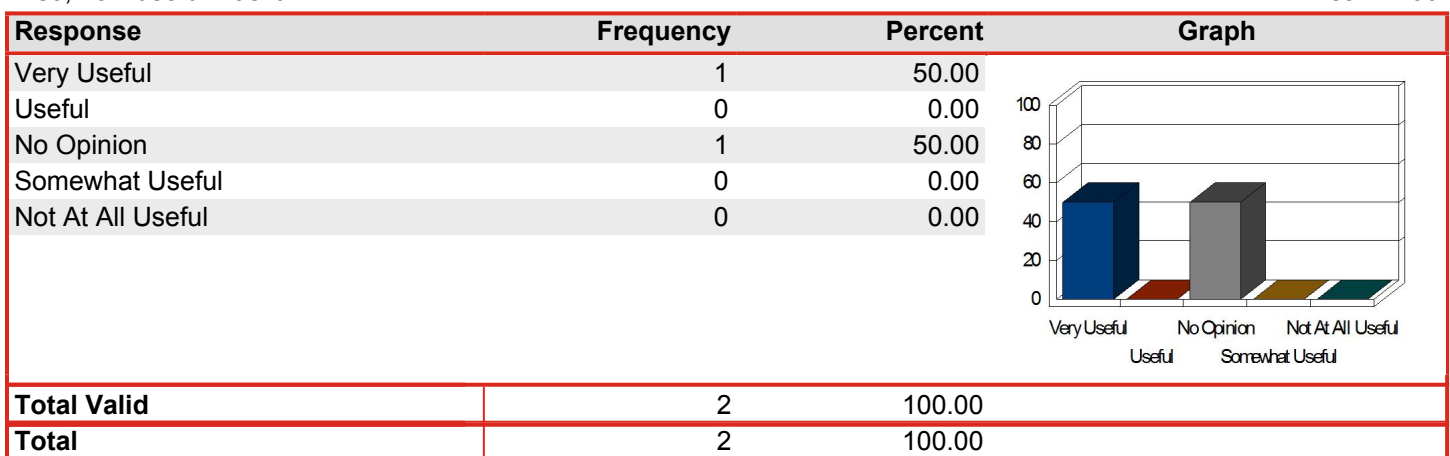
Have you used the collaboration room (room with the large TV and HDMI laptop connections-Athens Campus Only)?

Mean: 1.25



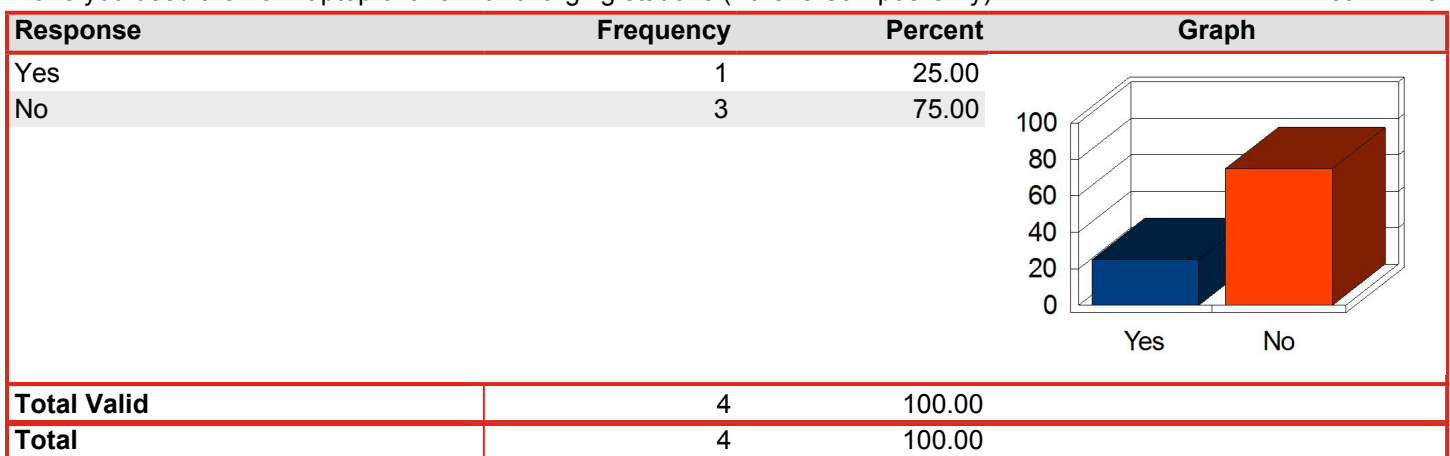
If so, how useful was it?

Mean: 4.00



Have you used the new laptop chairs with charging stations (Athens Campus Only)?

Mean: 1.25



If so, how useful were they?

Mean: 5.00

Response	Frequency	Percent	Graph
Very Useful	1	100.00	
Useful	0	0.00	
No Opinion	0	0.00	
Somewhat Useful	0	0.00	
Not At All Useful	0	0.00	
<b>Total Valid</b>	1	100.00	
<b>Total</b>	1	100.00	

LRC Staff members are professional, courteous, and helpful.

Mean: 4.67

Response	Frequency	Percent	Graph
Strongly Agree	2	66.67	
Agree	1	33.33	
<i>No Opinion</i>	1	0.00	
Disagree	0	0.00	
Strongly Disagree	0	0.00	
<b>Total Valid</b>	3	100.00	
<b>Total</b>	3	100.00	

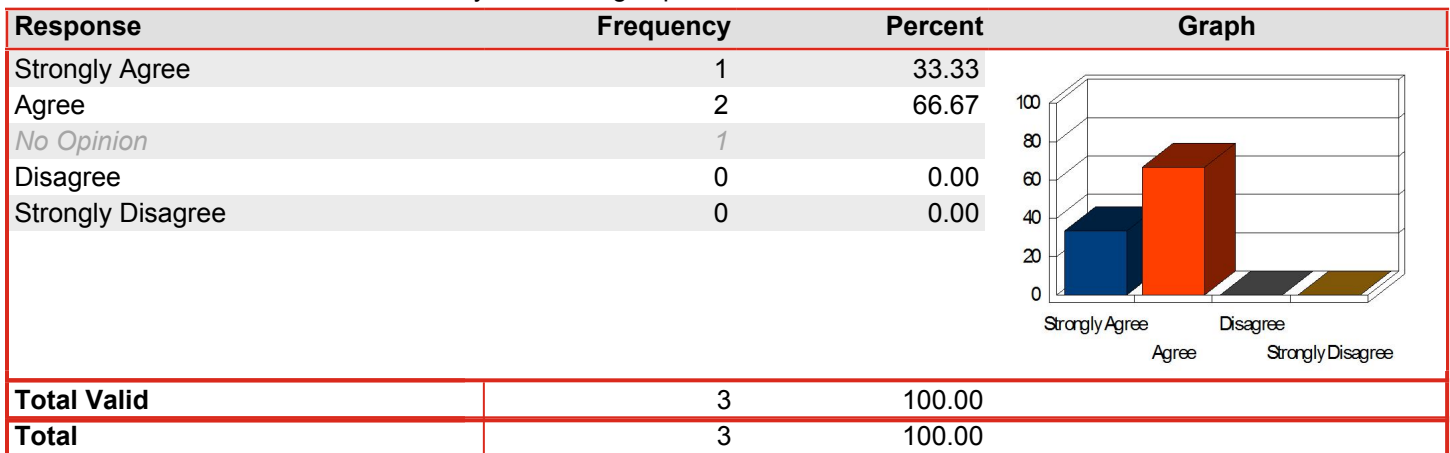
LRC handouts, online instructions, and tutorials are useful.

Mean: 4.50

Response	Frequency	Percent	Graph
Strongly Agree	1	50.00	
Agree	1	50.00	
<i>No Opinion</i>	2	0.00	
Disagree	0	0.00	
Strongly Disagree	0	0.00	
<b>Total Valid</b>	2	100.00	
<b>Total</b>	2	100.00	

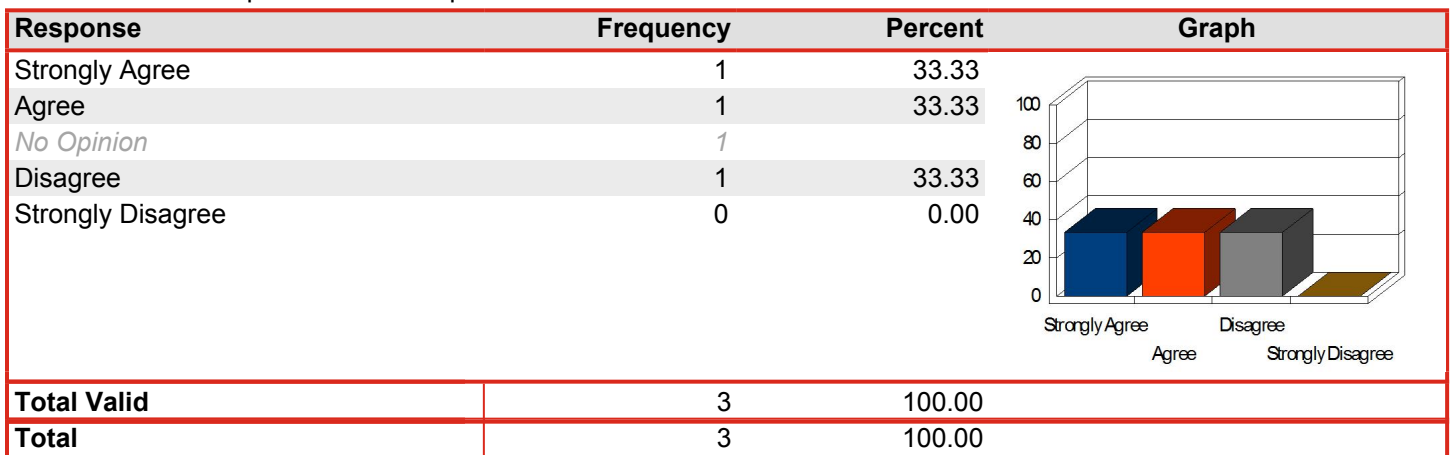
The LRC environment is conducive to your learning experience at TVCC.

Mean: 4.33



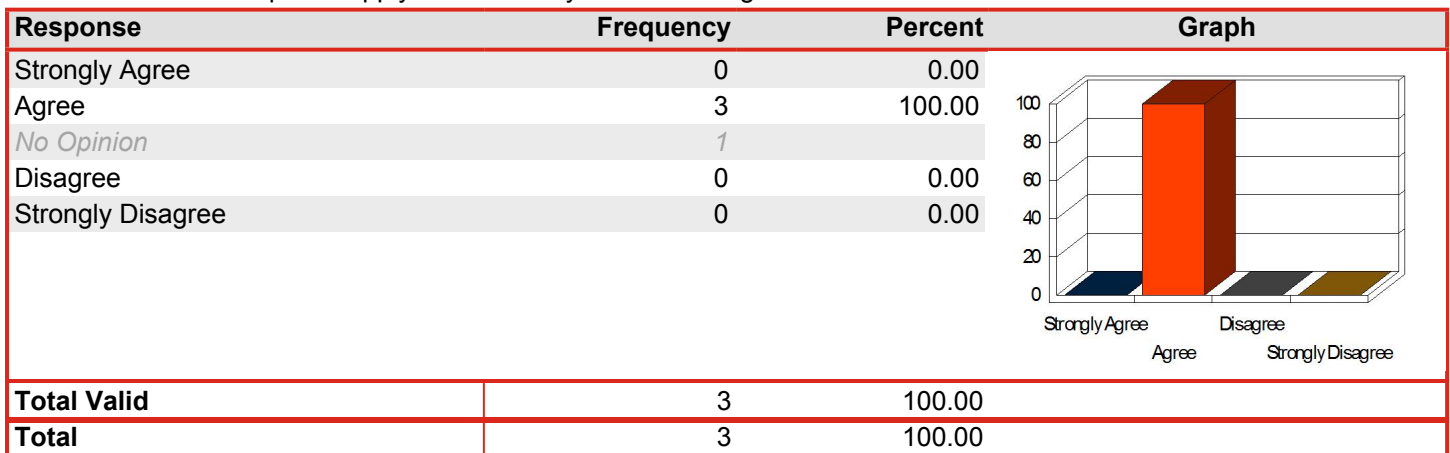
The LRC hours of operation are adequate.

Mean: 3.67



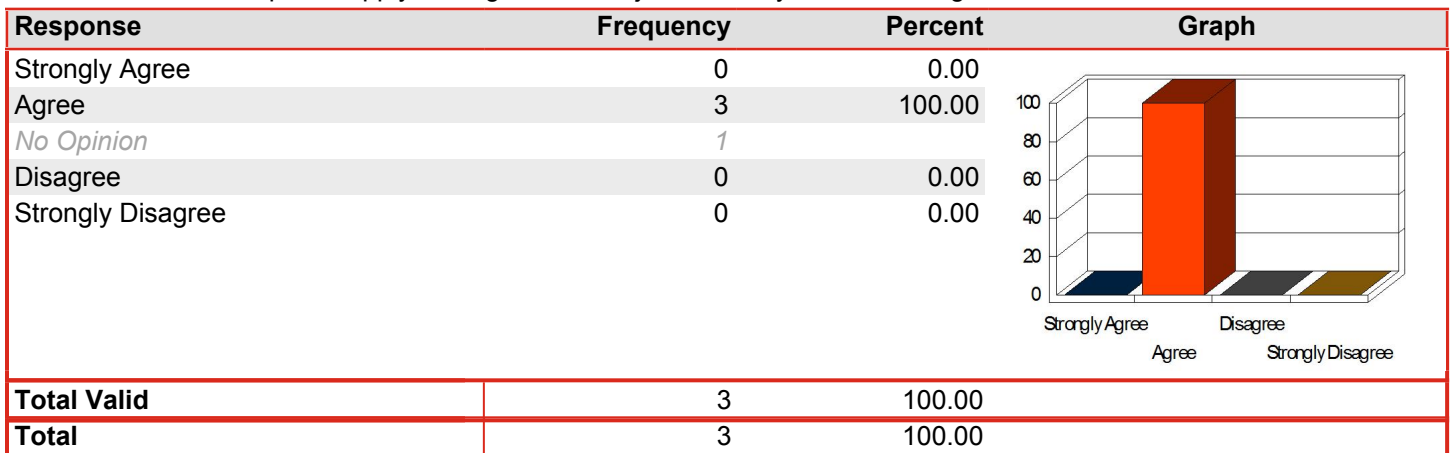
The LRC has an adequate supply of books for your class assignments.

Mean: 4.00



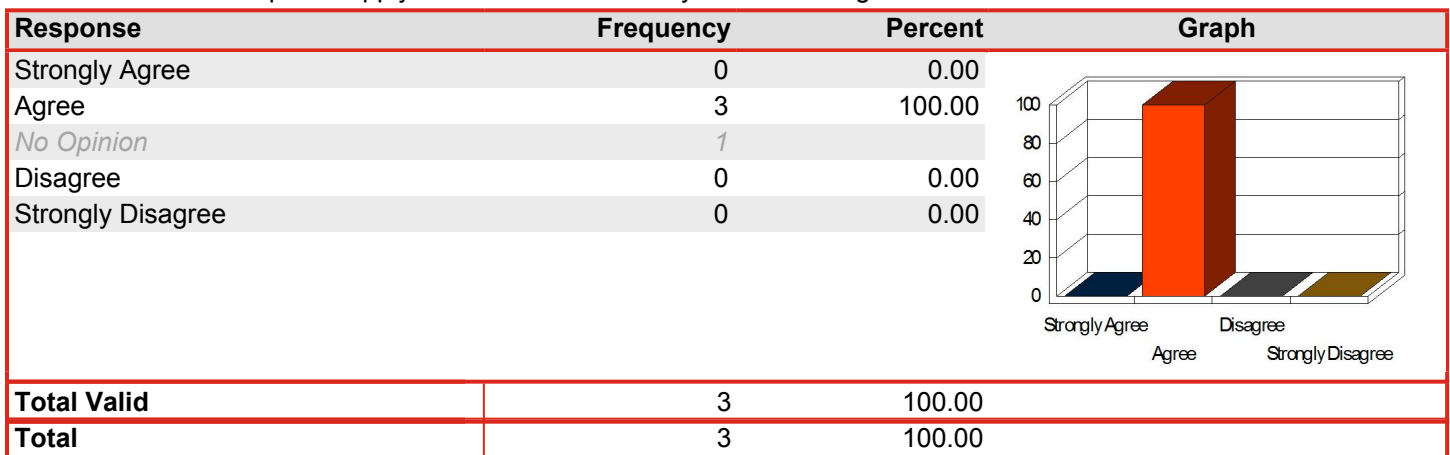
The LRC has an adequate supply of magazines and journals for your class assignments.

Mean: 4.00



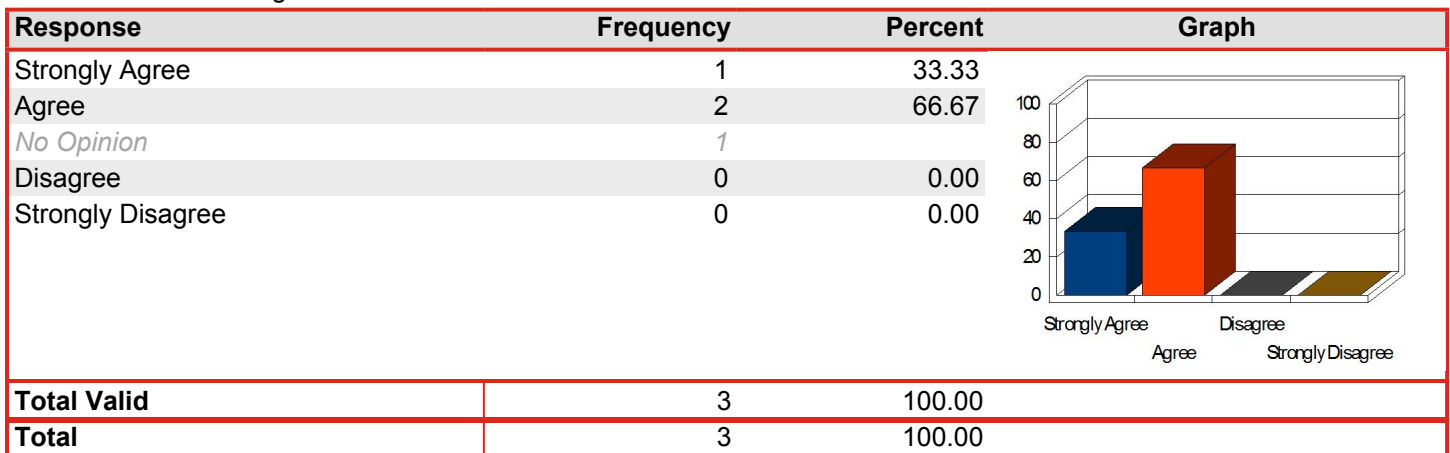
The LRC has an adequate supply of online materials for your class assignments.

Mean: 4.00



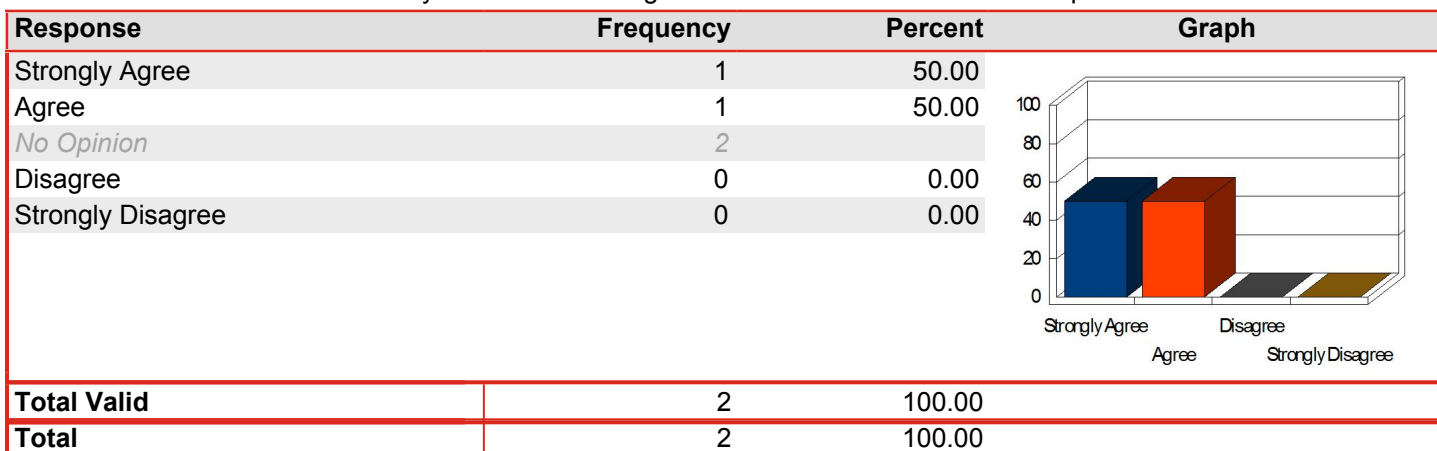
I feel confident in using the LRC and its resources.

Mean: 4.33



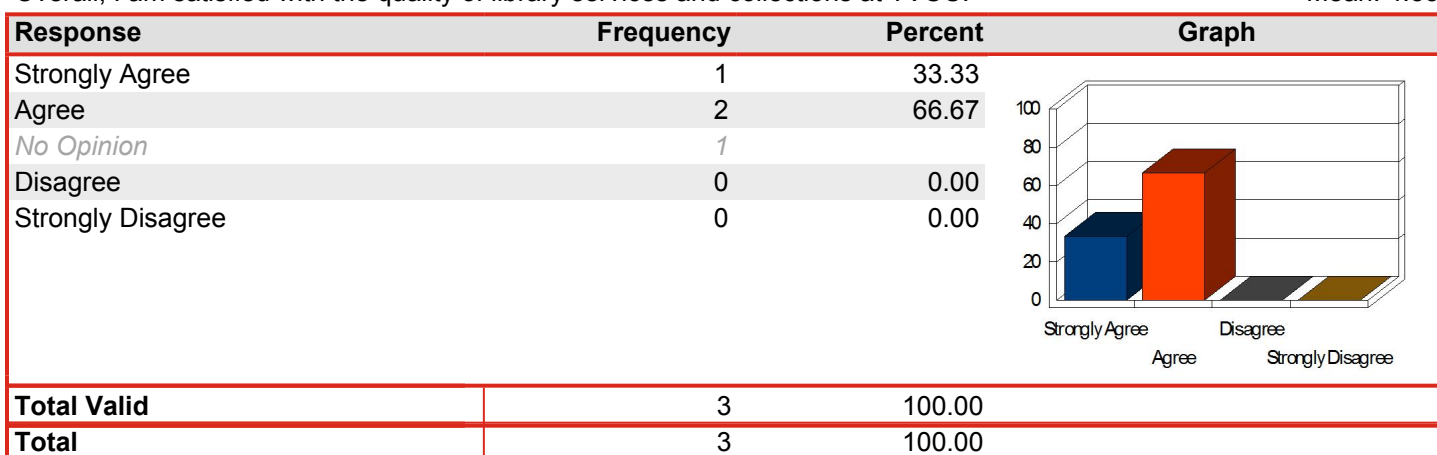
Instructional sessions conducted by librarians on using available resources have been helpful to me.

Mean: 4.50




Overall, I am satisfied with the quality of library services and collections at TVCC.

Mean: 4.33



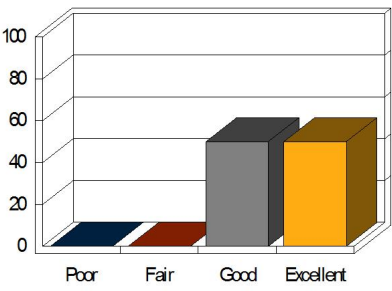
Have you used the EBSCO Discovery Service to search for books, journals and other materials?

Mean: 1.50



Is so, how useful was the service for finding information in the library's collection?

Mean: 3.50

Response	Frequency	Percent	Graph
Poor	0	0.00	
Fair	0	0.00	
Good	1	50.00	
Excellent	1	50.00	
<b>Total Valid</b>	2	100.00	
<b>Total</b>	2	100.00	



# Trinity Valley Community College

## Learning Resource Center

Spring 2017

Campus: Palestine

During the last year, I have used the LRC for the following reasons (Mark all that apply):

Mean: -

Response	Frequency	Percent	Graph
Check Email	19	76.00	
Distance Education Testing	7	28.00	
Blackboard	19	76.00	
Financial Aid	6	24.00	
Came with a class	6	24.00	
Research	9	36.00	
Internet Access	10	40.00	
Copy Machine	3	12.00	
Purchase of scantrons pencils etc.	2	8.00	
Work on assignments	12	48.00	
Personal enrichment/enjoyment	1	4.00	
Other	1	4.00	
<b>Total Valid</b>	25	100.00	
<b>Total</b>	25	100.00	

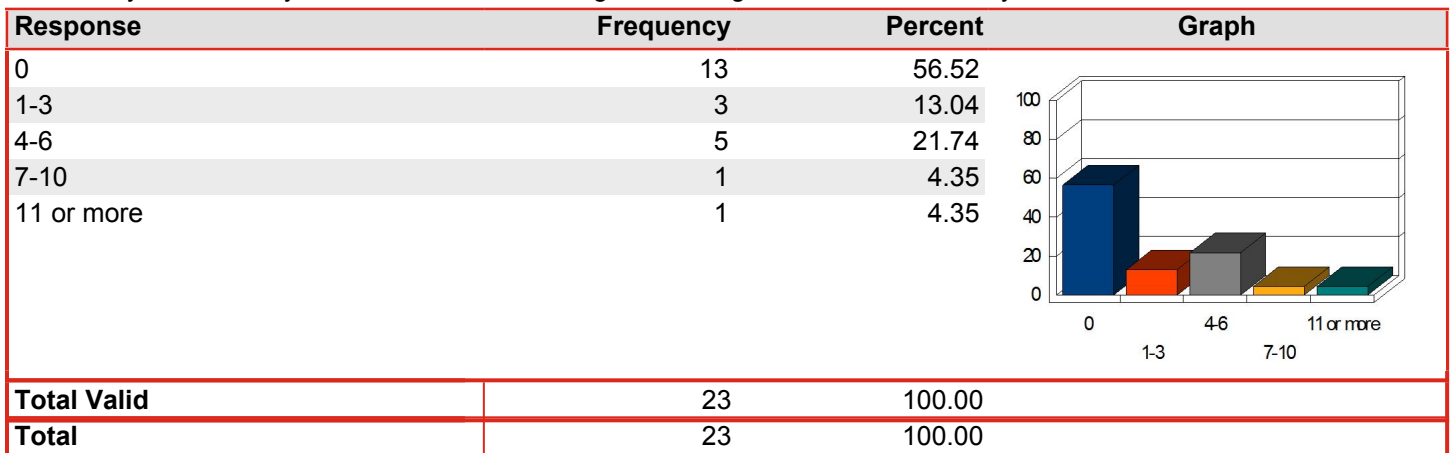
How many times during the fall and spring semesters did you go to the LRC to study, use materials, etc.?

Mean: 2.78

Response	Frequency	Percent	Graph
0	5	21.74	
1-3	5	21.74	
4-6	7	30.43	
7-10	2	8.70	
11 or more	4	17.39	
<b>Total Valid</b>	23	100.00	
<b>Total</b>	23	100.00	

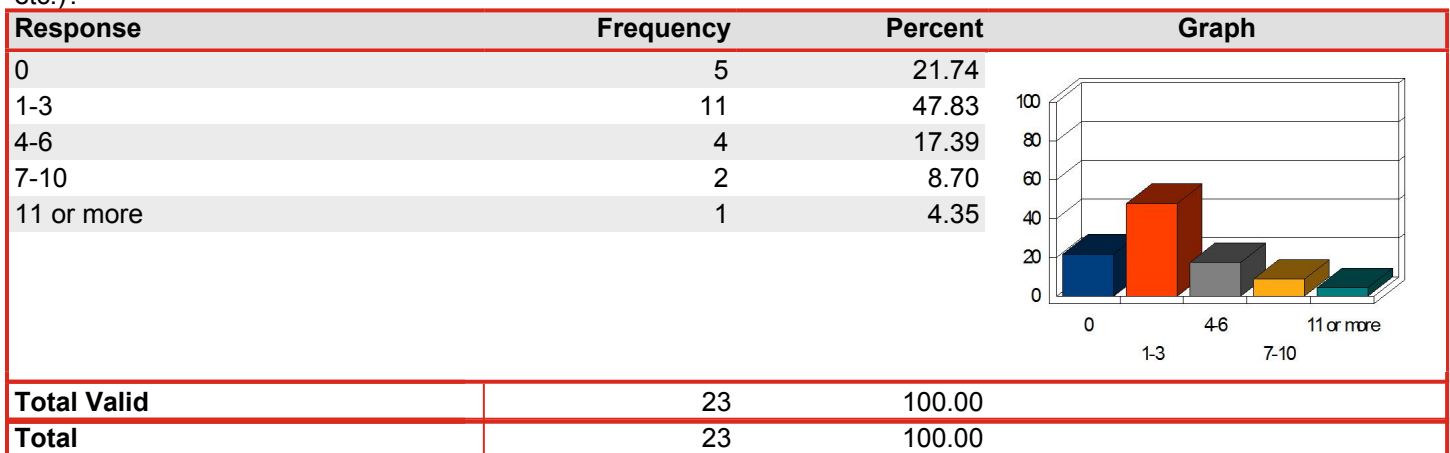
How many times have you used the online catalog for locating materials in the library?

Mean: 1.87



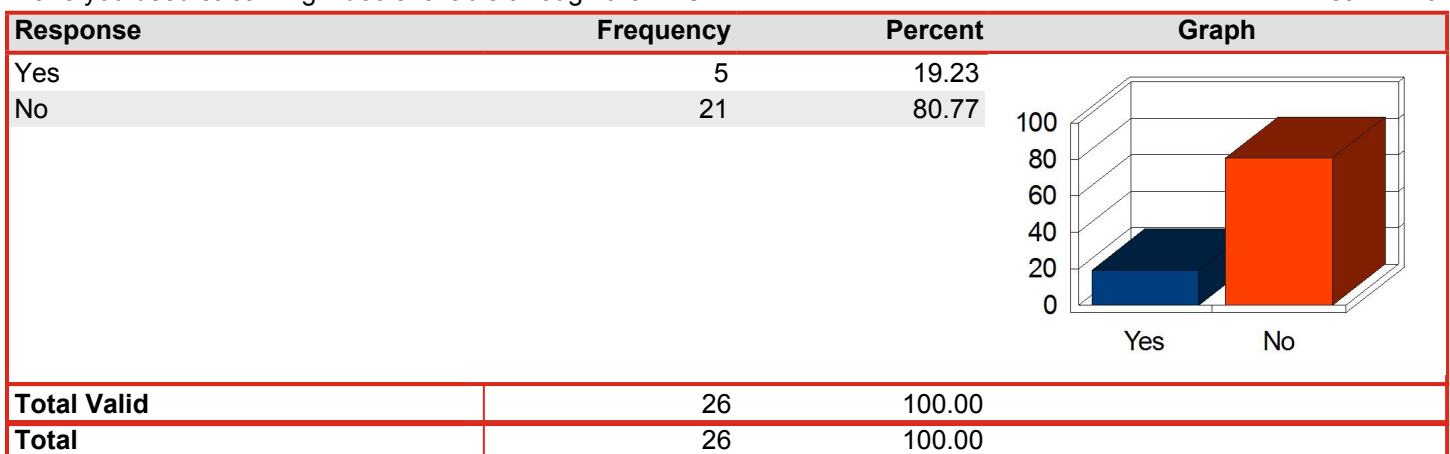
How many times have staff members helped you with an informational need (research, locating materials, etc.)?

Mean: 2.26



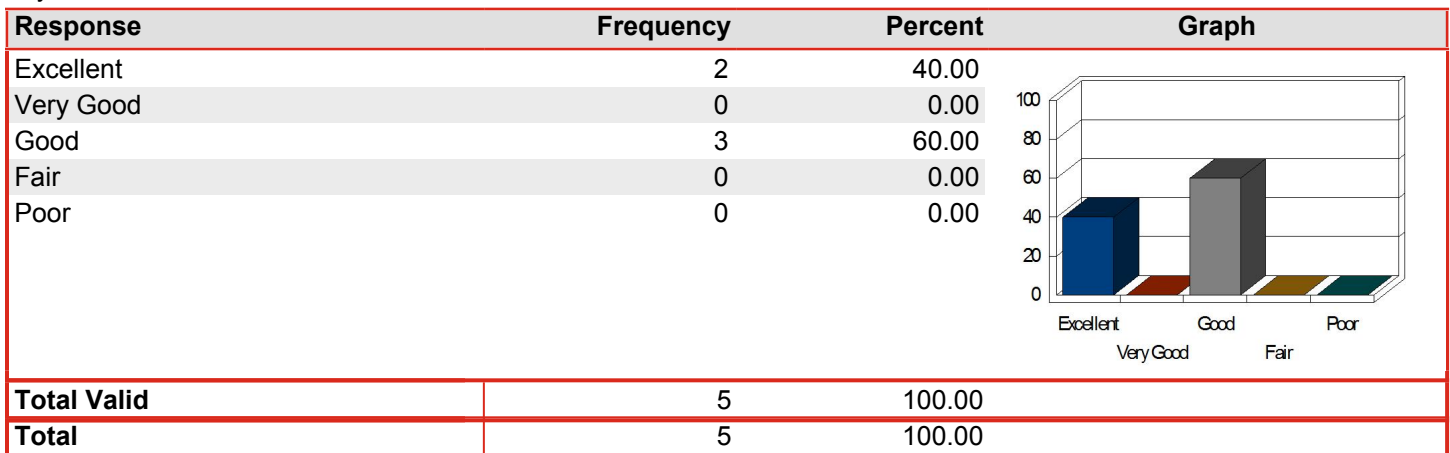
Have you used streaming video available through the LRC?

Mean: 1.19



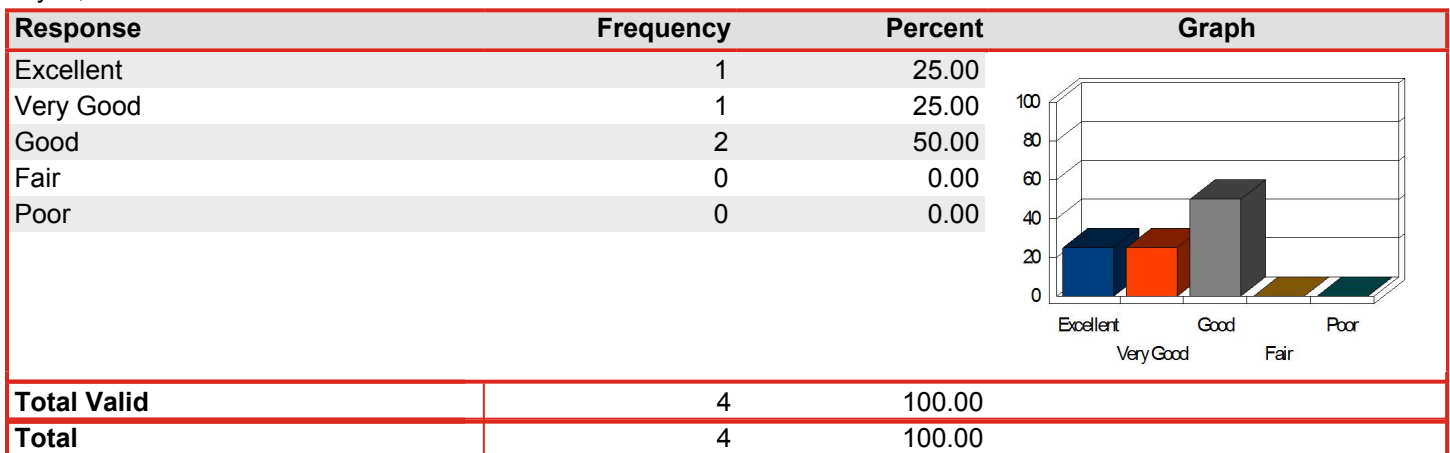
If yes, how useful has it been?

Mean: 3.80



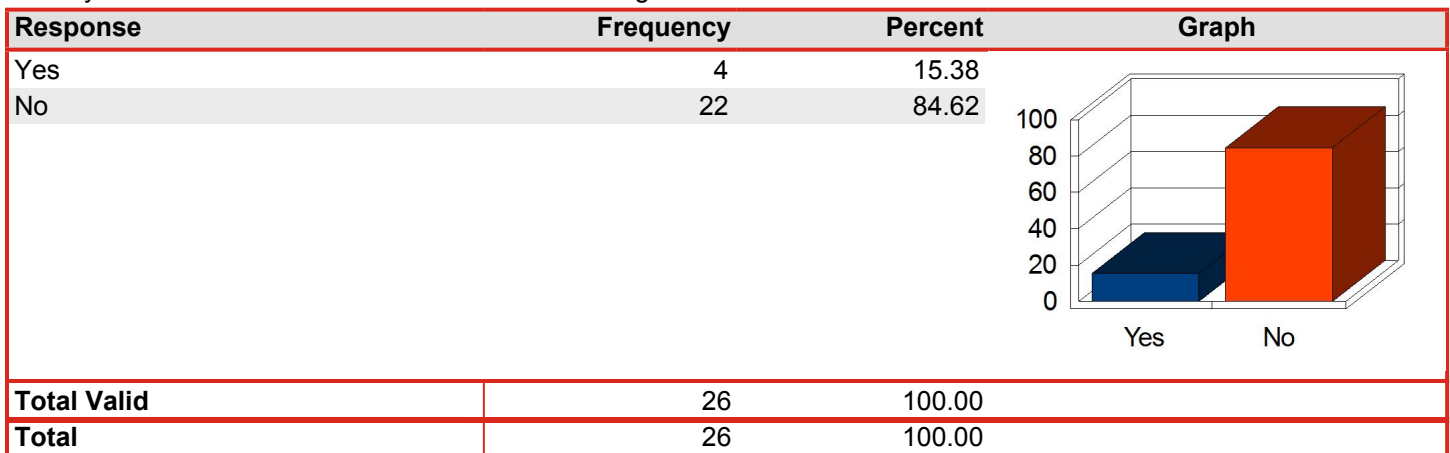
If yes, how convenient is it to use?

Mean: 3.75



Have you downloaded eBooks or eAudiobooks through Overdrive?

Mean: 1.15



If yes, how satisfied are you with this product?

Mean: 4.20

Response	Frequency	Percent	Graph
Very Satisfied	1	20.00	
Satisfied	4	80.00	
Neutral	0	0.00	
Dissatisfied	0	0.00	
Very Dissatisfied	0	0.00	
<i>Not Applicable</i>	1		
<b>Total Valid</b>	5	100.00	
<b>Total</b>	5	100.00	

Have you used a LibGuide (a list of library resources available on the library's webpage for specific classes) for any of your classes? Mean: 1.23

Response	Frequency	Percent	Graph
Yes	6	23.08	
No	20	76.92	
<b>Total Valid</b>	26	100.00	
<b>Total</b>	26	100.00	

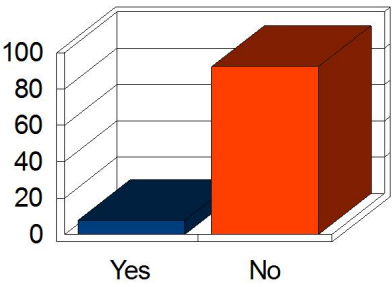
If yes, how useful has the LibGuide been for you?

Mean: 4.60

Response	Frequency	Percent	Graph
Very Useful	3	60.00	
Useful	2	40.00	
<i>No Opinion</i>	2		
Somewhat Useful	0	0.00	
Not At All Useful	0	0.00	
<b>Total Valid</b>	5	100.00	
<b>Total</b>	5	100.00	

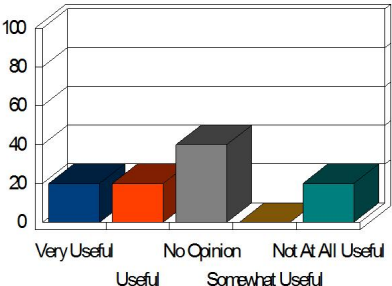
Have you used the collaboration room (room with the large TV and HDMI laptop connections-Athens Campus Only)?

Mean: 1.08

Response	Frequency	Percent	Graph
Yes	2	7.69	
No	24	92.31	
<b>Total Valid</b>	26	100.00	
<b>Total</b>	26	100.00	

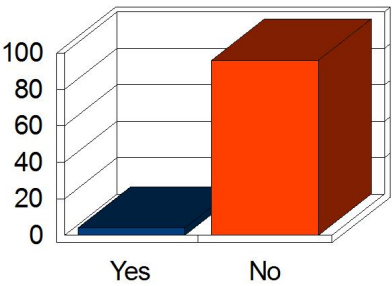
If so, how useful was it?

Mean: 3.20

Response	Frequency	Percent	Graph
Very Useful	1	20.00	
Useful	1	20.00	
No Opinion	2	40.00	
Somewhat Useful	0	0.00	
Not At All Useful	1	20.00	
<b>Total Valid</b>	5	100.00	
<b>Total</b>	5	100.00	

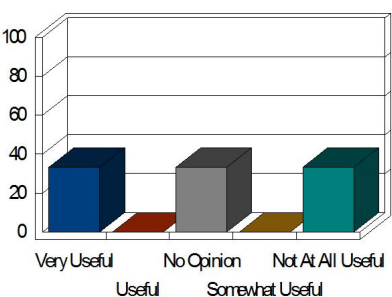
Have you used the new laptop chairs with charging stations (Athens Campus Only)?

Mean: 1.04

Response	Frequency	Percent	Graph
Yes	1	4.00	
No	24	96.00	
<b>Total Valid</b>	25	100.00	
<b>Total</b>	25	100.00	

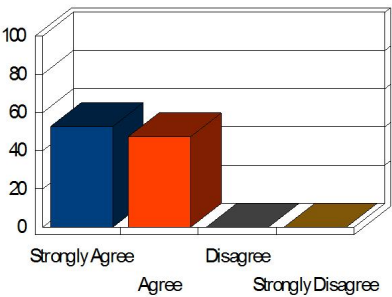
If so, how useful were they?

Mean: 3.00

Response	Frequency	Percent	Graph
Very Useful	1	33.33	
Useful	0	0.00	
No Opinion	1	33.33	
Somewhat Useful	0	0.00	
Not At All Useful	1	33.33	
<b>Total Valid</b>	3	100.00	
<b>Total</b>	3	100.00	

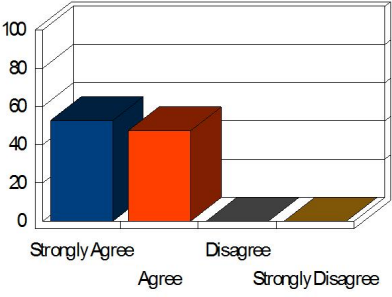
LRC Staff members are professional, courteous, and helpful.

Mean: 4.53

Response	Frequency	Percent	Graph
Strongly Agree	10	52.63	
Agree	9	47.37	
<i>No Opinion</i>	4		
Disagree	0	0.00	
Strongly Disagree	0	0.00	
<b>Total Valid</b>	19	100.00	
<b>Total</b>	19	100.00	

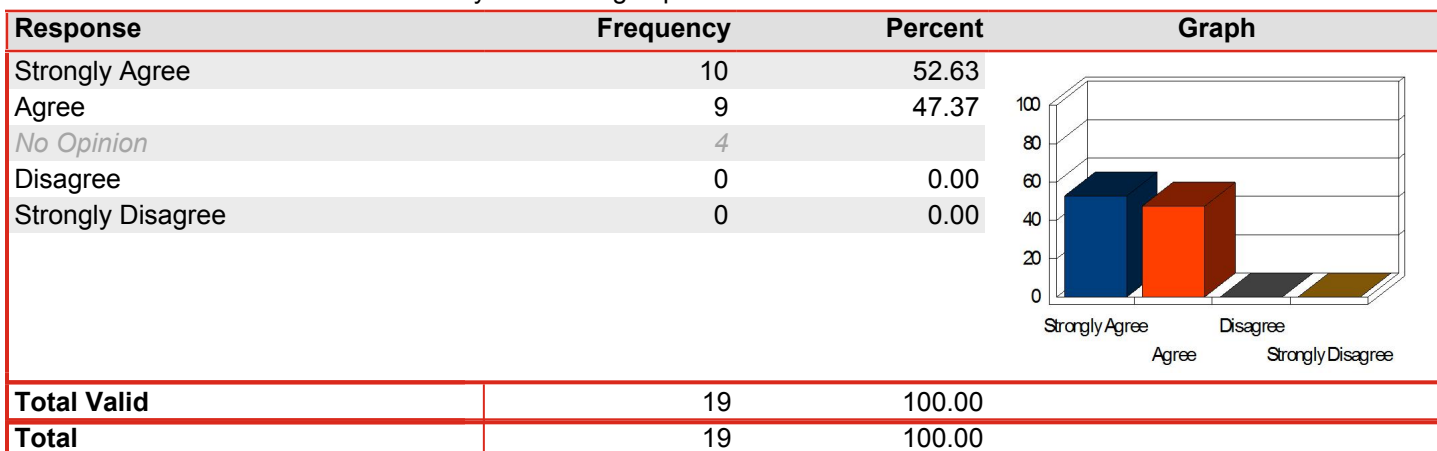
LRC handouts, online instructions, and tutorials are useful.

Mean: 4.53

Response	Frequency	Percent	Graph
Strongly Agree	10	52.63	
Agree	9	47.37	
<i>No Opinion</i>	4		
Disagree	0	0.00	
Strongly Disagree	0	0.00	
<b>Total Valid</b>	19	100.00	
<b>Total</b>	19	100.00	

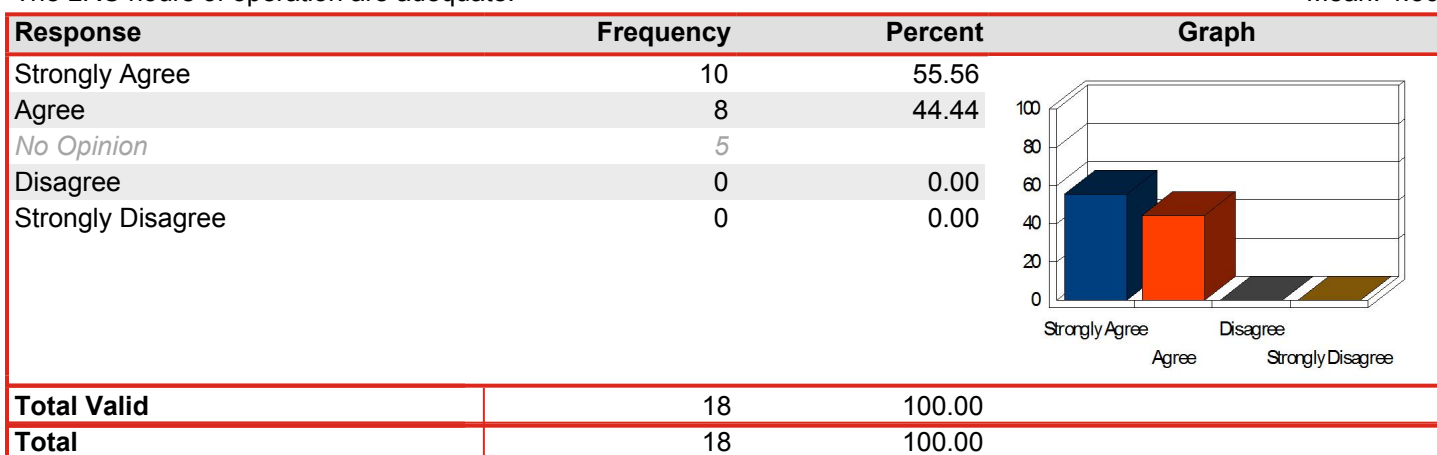
The LRC environment is conducive to your learning experience at TVCC.

Mean: 4.53



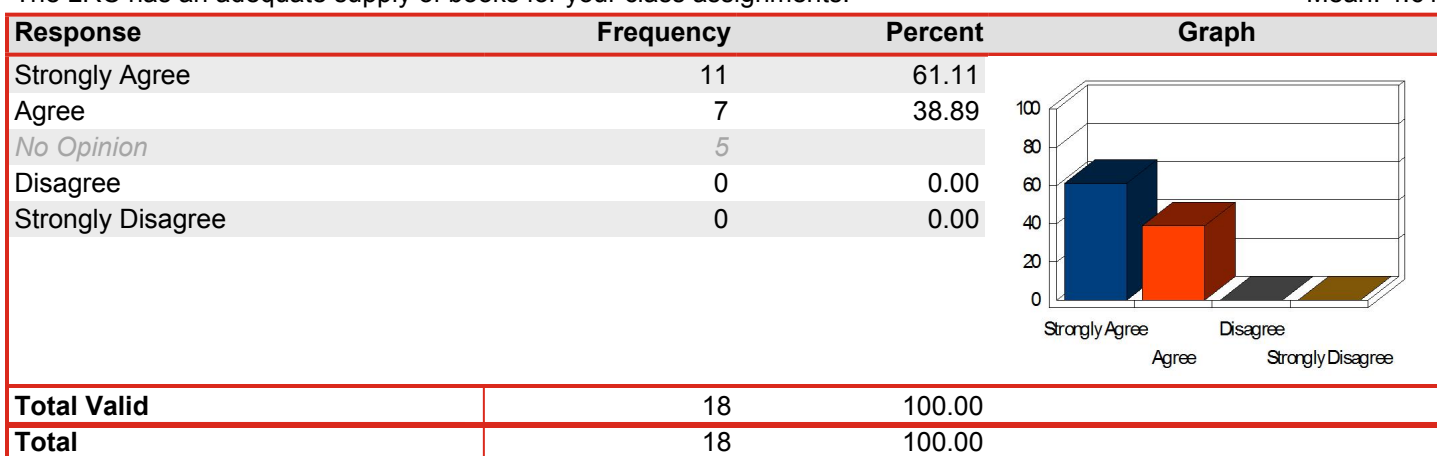
The LRC hours of operation are adequate.

Mean: 4.56



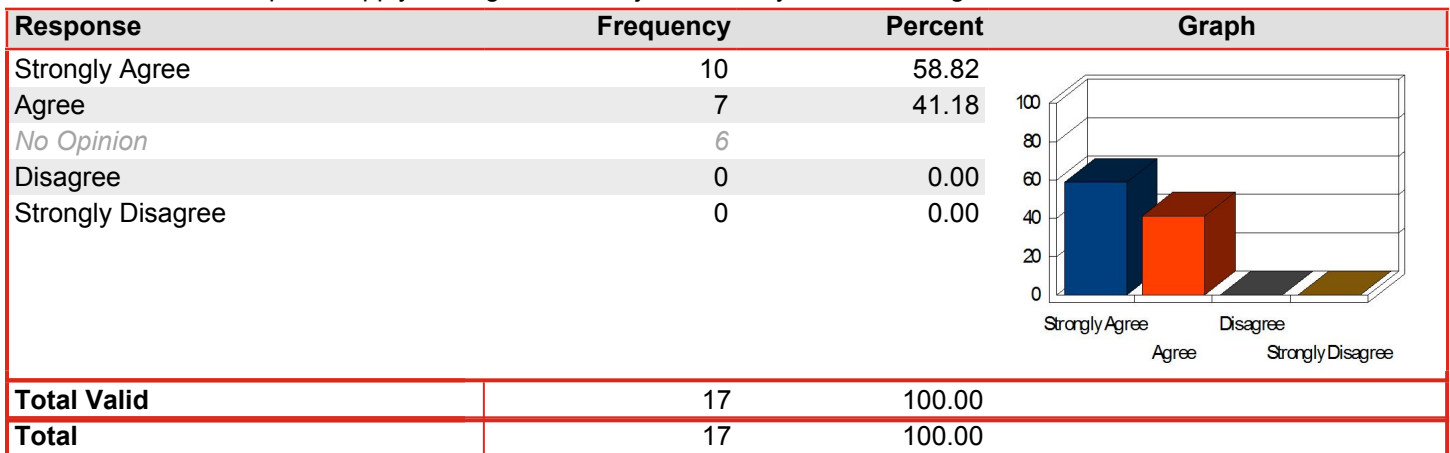
The LRC has an adequate supply of books for your class assignments.

Mean: 4.61



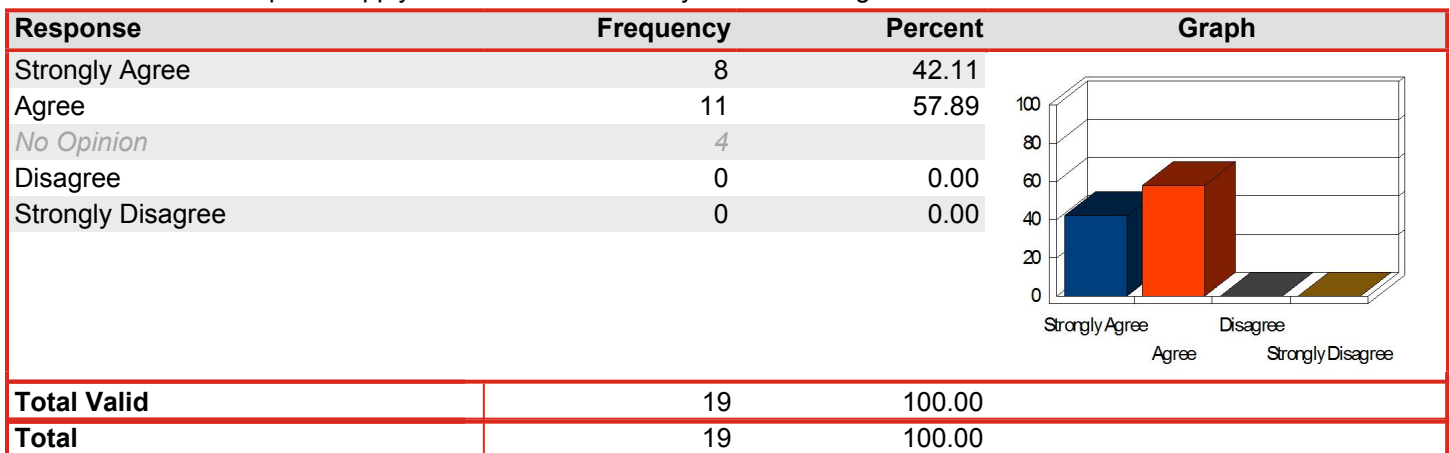
The LRC has an adequate supply of magazines and journals for your class assignments.

Mean: 4.59



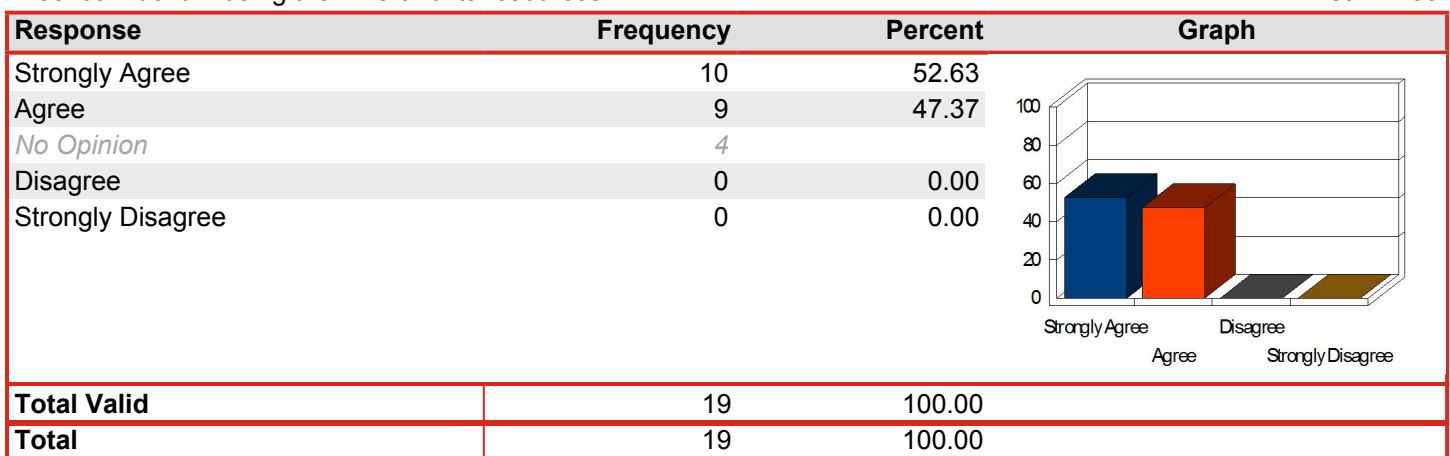
The LRC has an adequate supply of online materials for your class assignments.

Mean: 4.42



I feel confident in using the LRC and its resources.

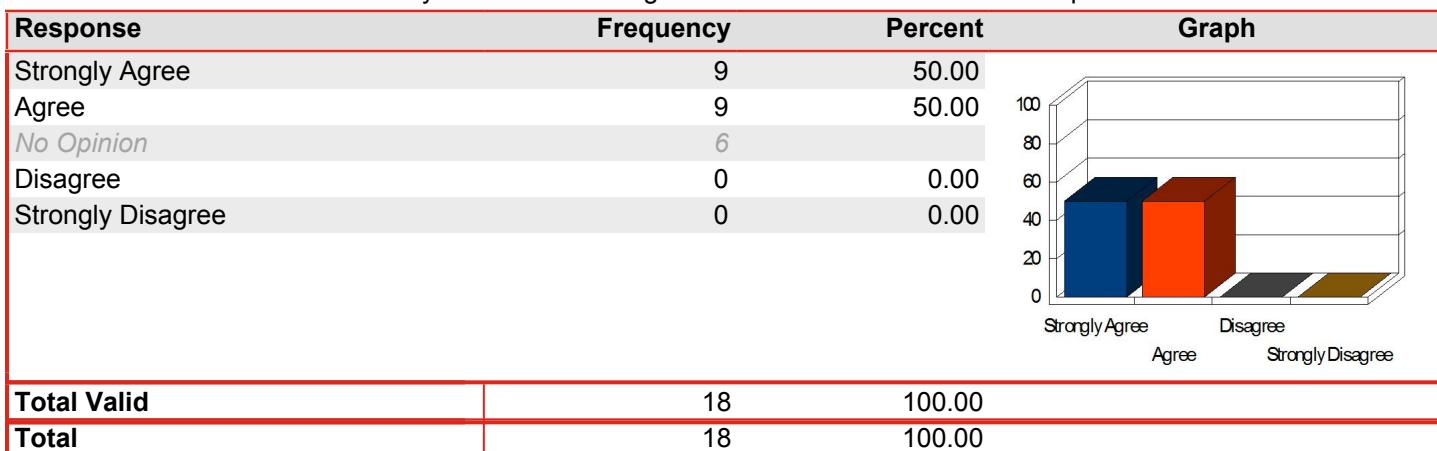
Mean: 4.53





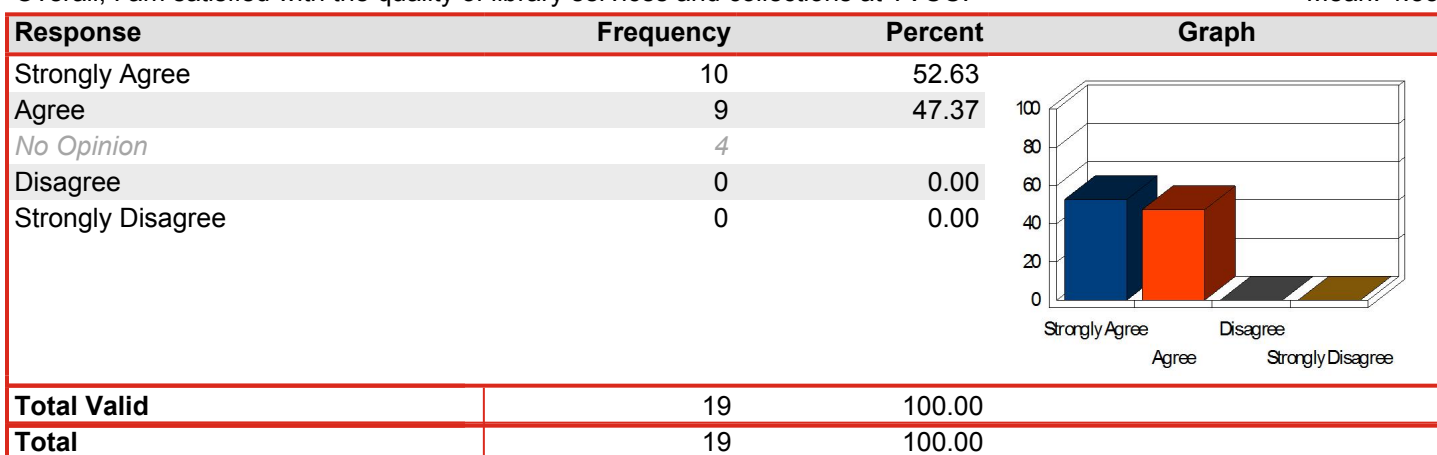
Instructional sessions conducted by librarians on using available resources have been helpful to me.

Mean: 4.50




Overall, I am satisfied with the quality of library services and collections at TVCC.

Mean: 4.53



Have you used the EBSCO Discovery Service to search for books, journals and other materials?

Mean: 1.25



Is so, how useful was the service for finding information in the library's collection?

Mean: 2.75

Response	Frequency	Percent	Graph
Poor	0	0.00	<p>A 3D bar chart illustrating the frequency of responses for each rating. The x-axis lists the response categories: Poor, Fair, Good, and Excellent. The y-axis represents the frequency, ranging from 0 to 100 in increments of 20. The bars are colored: Poor (dark blue), Fair (orange), Good (gray), and Excellent (yellow). The heights of the bars correspond to the frequency values: Poor (0), Fair (3), Good (4), and Excellent (1).</p>
Fair	3	37.50	
Good	4	50.00	
Excellent	1	12.50	
<b>Total Valid</b>	8	100.00	
<b>Total</b>	8	100.00	

# Trinity Valley Community College

## Learning Resource Center

Spring 2017

Campus: Terrell

During the last year, I have used the LRC for the following reasons (Mark all that apply):

Mean: -

Response	Frequency	Percent	Graph
Check Email	19	48.72	
Distance Education Testing	2	5.13	
Blackboard	23	58.97	
Financial Aid	12	30.77	
Came with a class	5	12.82	
Research	19	48.72	
Internet Access	16	41.03	
Copy Machine	15	38.46	
Purchase of scantrons pencils etc.	18	46.15	
Work on assignments	18	46.15	
Personal enrichment/enjoyment	3	7.69	
Other	4	10.26	
<b>Total Valid</b>	39	100.00	
<b>Total</b>	39	100.00	

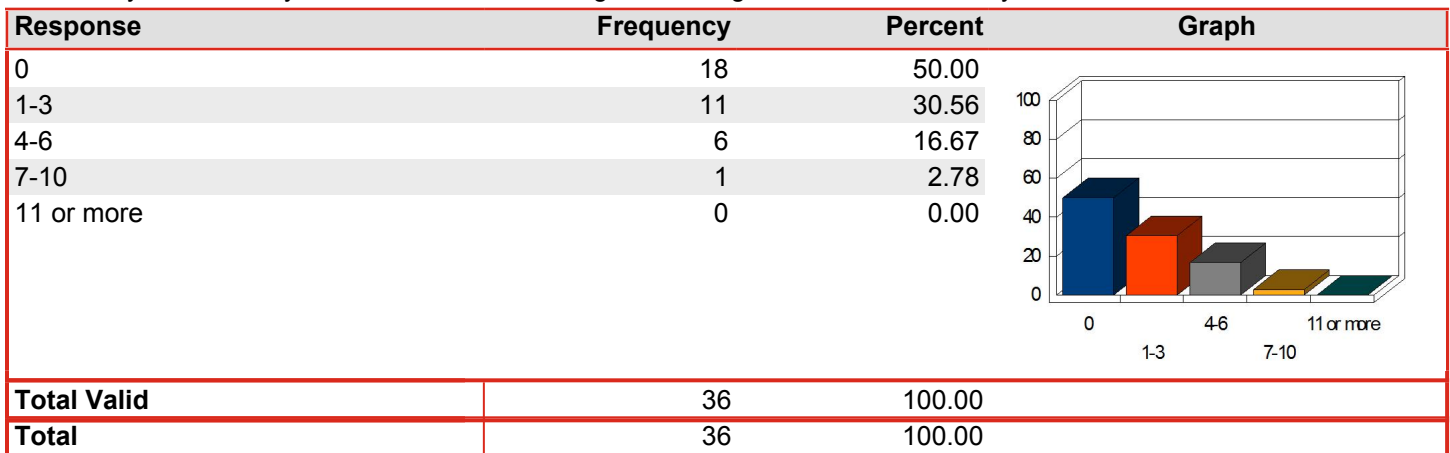
How many times during the fall and spring semesters did you go to the LRC to study, use materials, etc.?

Mean: 3.03

Response	Frequency	Percent	Graph
0	4	11.11	
1-3	12	33.33	
4-6	5	13.89	
7-10	9	25.00	
11 or more	6	16.67	
<b>Total Valid</b>	36	100.00	
<b>Total</b>	36	100.00	

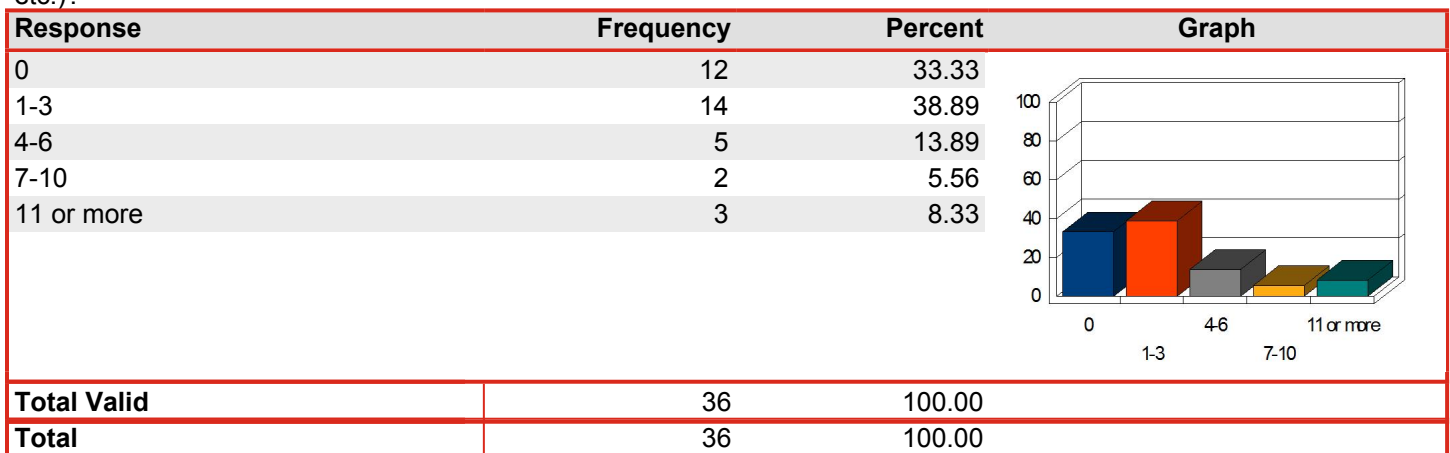
How many times have you used the online catalog for locating materials in the library?

Mean: 1.72



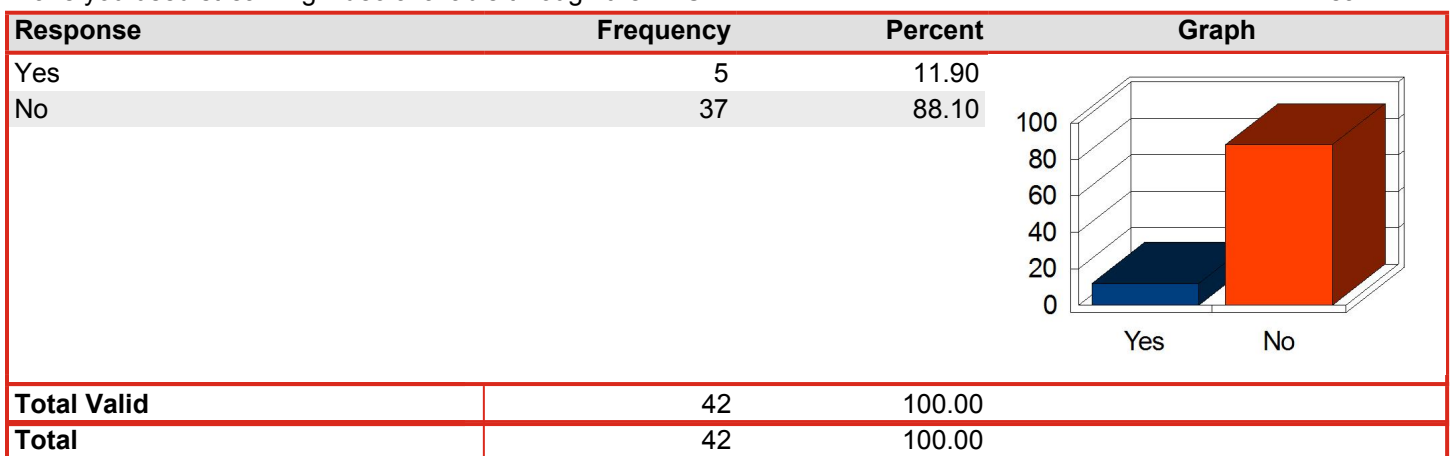
How many times have staff members helped you with an informational need (research, locating materials, etc.)?

Mean: 2.17



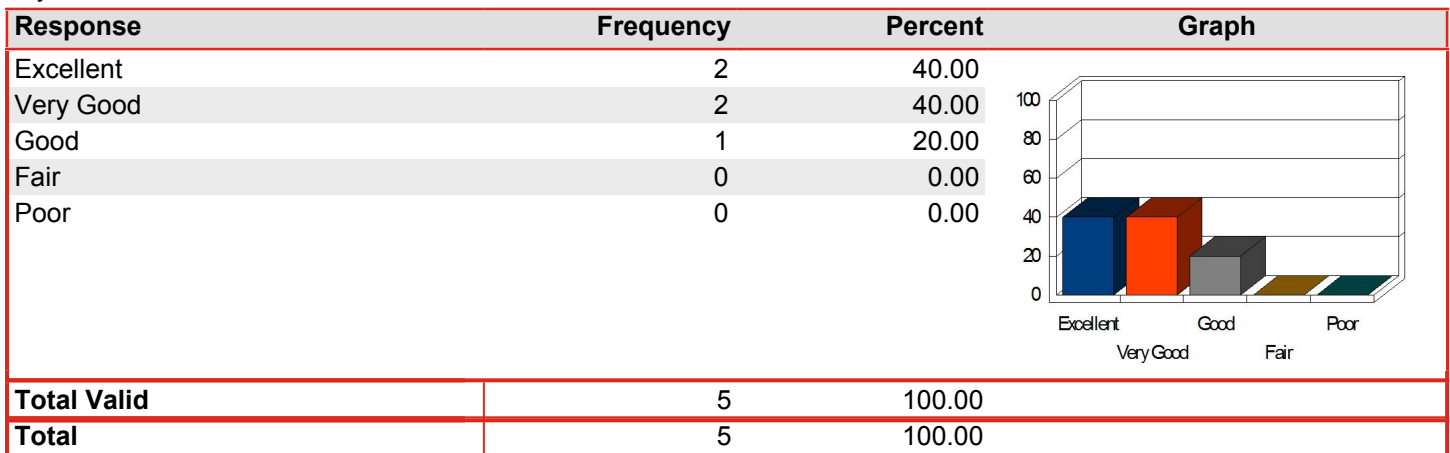
Have you used streaming video available through the LRC?

Mean: 1.12



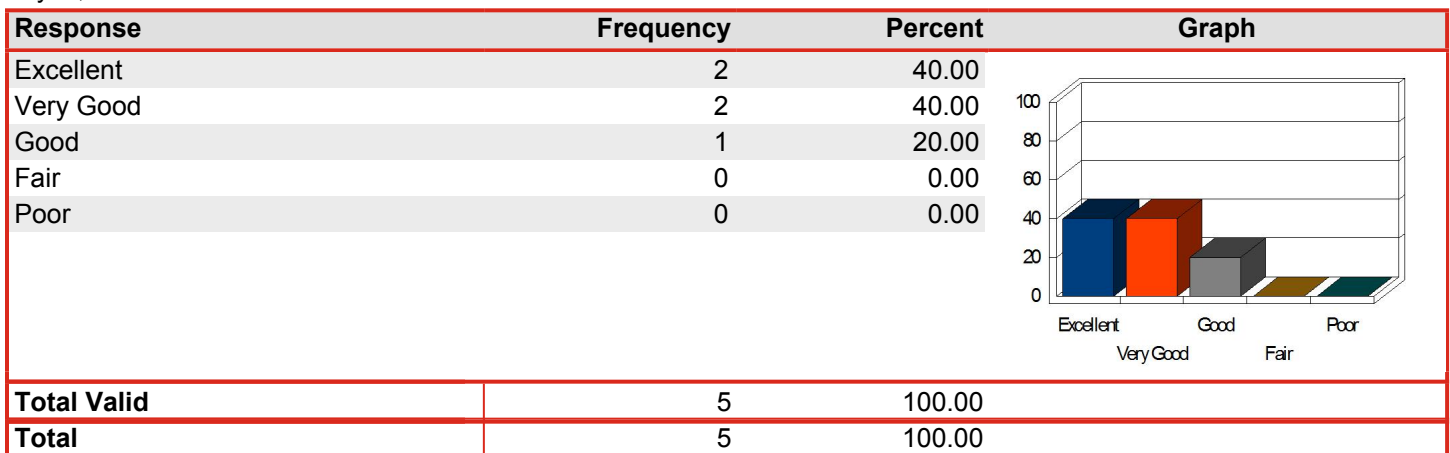
If yes, how useful has it been?

Mean: 4.20



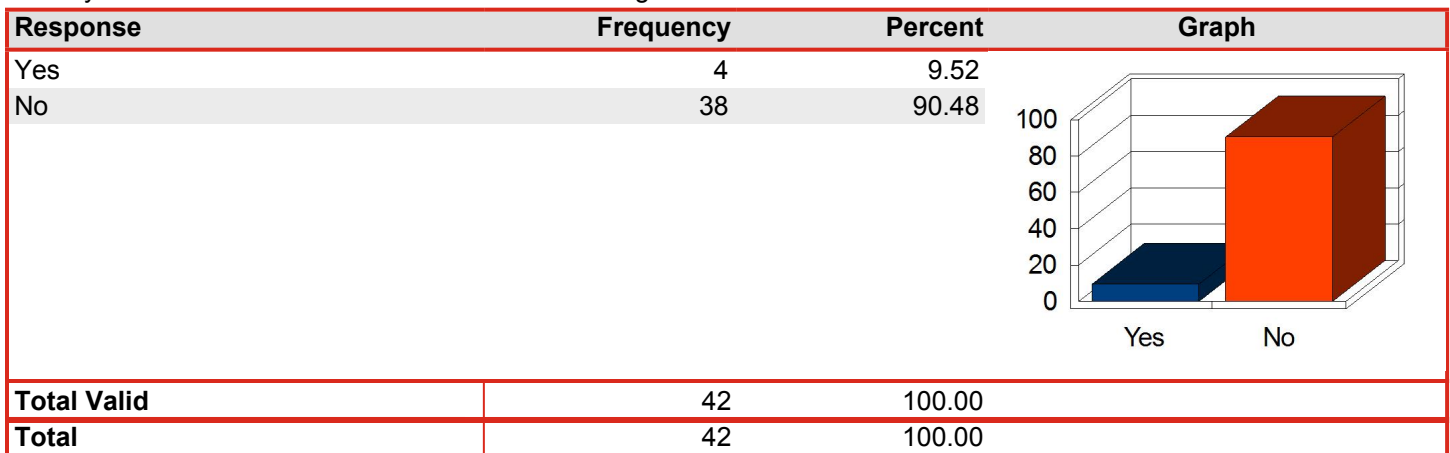
If yes, how convenient is it to use?

Mean: 4.20



Have you downloaded eBooks or eAudiobooks through Overdrive?

Mean: 1.10



If yes, how satisfied are you with this product?

Mean: 3.75

Response	Frequency	Percent	Graph
Very Satisfied	2	50.00	
Satisfied	1	25.00	
Neutral	0	0.00	
Dissatisfied	0	0.00	
Very Dissatisfied	1	25.00	
<i>Not Applicable</i>	5		
<b>Total Valid</b>	4	100.00	
<b>Total</b>	4	100.00	

Have you used a LibGuide (a list of library resources available on the library's webpage for specific classes) for any of your classes? Mean: 1.38

Response	Frequency	Percent	Graph
Yes	16	38.10	
No	26	61.90	
<b>Total Valid</b>	42	100.00	
<b>Total</b>	42	100.00	


If yes, how useful has the LibGuide been for you?

Mean: 4.56

Response	Frequency	Percent	Graph
Very Useful	11	68.75	
Useful	4	25.00	
<i>No Opinion</i>	4		
Somewhat Useful	1	6.25	
Not At All Useful	0	0.00	
<b>Total Valid</b>	16	100.00	
<b>Total</b>	16	100.00	

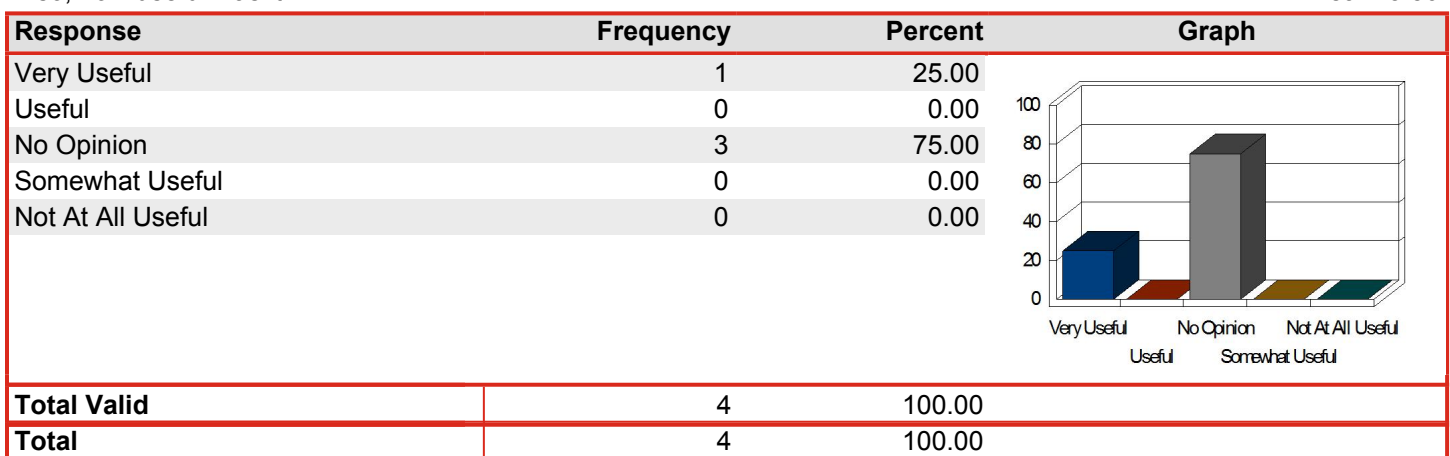
Have you used the collaboration room (room with the large TV and HDMI laptop connections-Athens Campus Only)?

Mean: 1.03



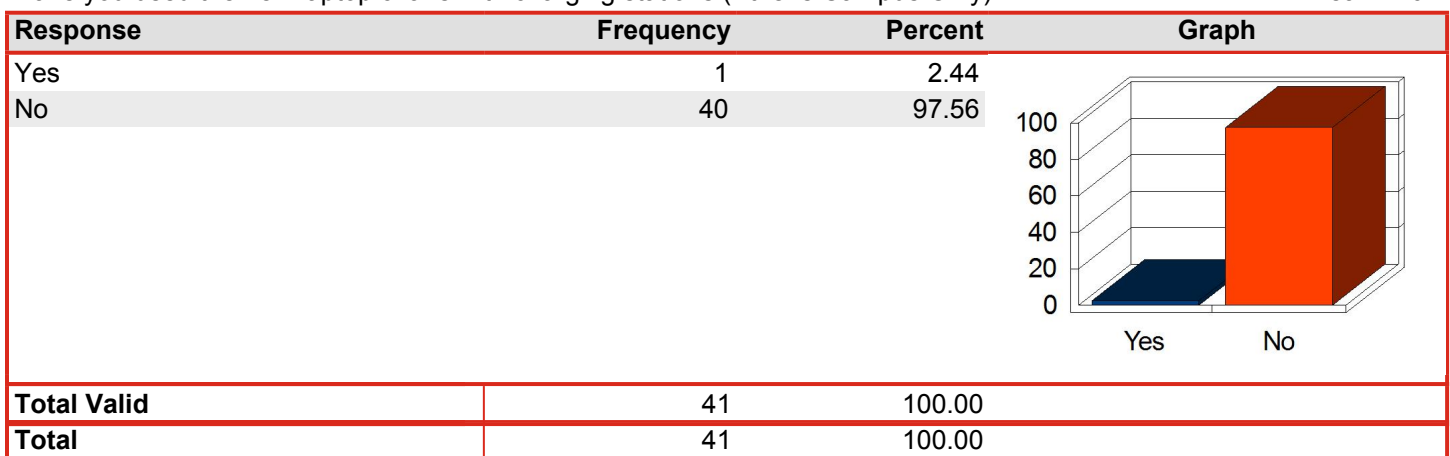
If so, how useful was it?

Mean: 3.50



Have you used the new laptop chairs with charging stations (Athens Campus Only)?

Mean: 1.02



If so, how useful were they?

Mean: 4.00

Response	Frequency	Percent	Graph
Very Useful	2	50.00	
Useful	0	0.00	
No Opinion	2	50.00	
Somewhat Useful	0	0.00	
Not At All Useful	0	0.00	
<b>Total Valid</b>	4	100.00	
<b>Total</b>	4	100.00	

LRC Staff members are professional, courteous, and helpful.

Mean: 4.53

Response	Frequency	Percent	Graph
Strongly Agree	18	52.94	
Agree	16	47.06	
<i>No Opinion</i>	3		
Disagree	0	0.00	
Strongly Disagree	0	0.00	
<b>Total Valid</b>	34	100.00	
<b>Total</b>	34	100.00	

LRC handouts, online instructions, and tutorials are useful.

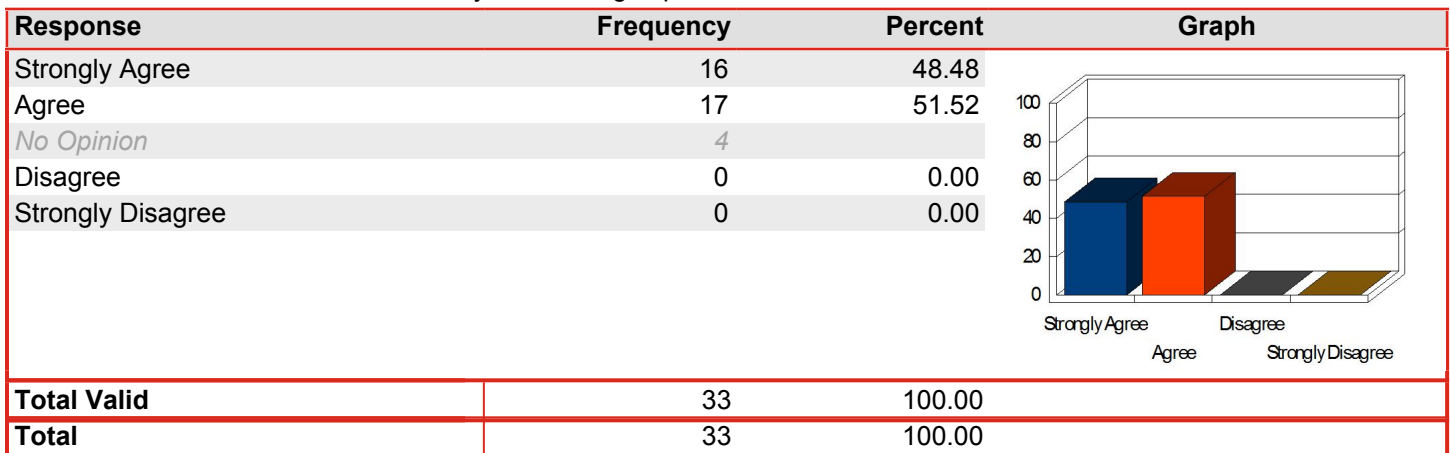
Mean: 4.44

Response	Frequency	Percent	Graph
Strongly Agree	12	44.44	
Agree	15	55.56	
<i>No Opinion</i>	9		
Disagree	0	0.00	
Strongly Disagree	0	0.00	
<b>Total Valid</b>	27	100.00	
<b>Total</b>	27	100.00	



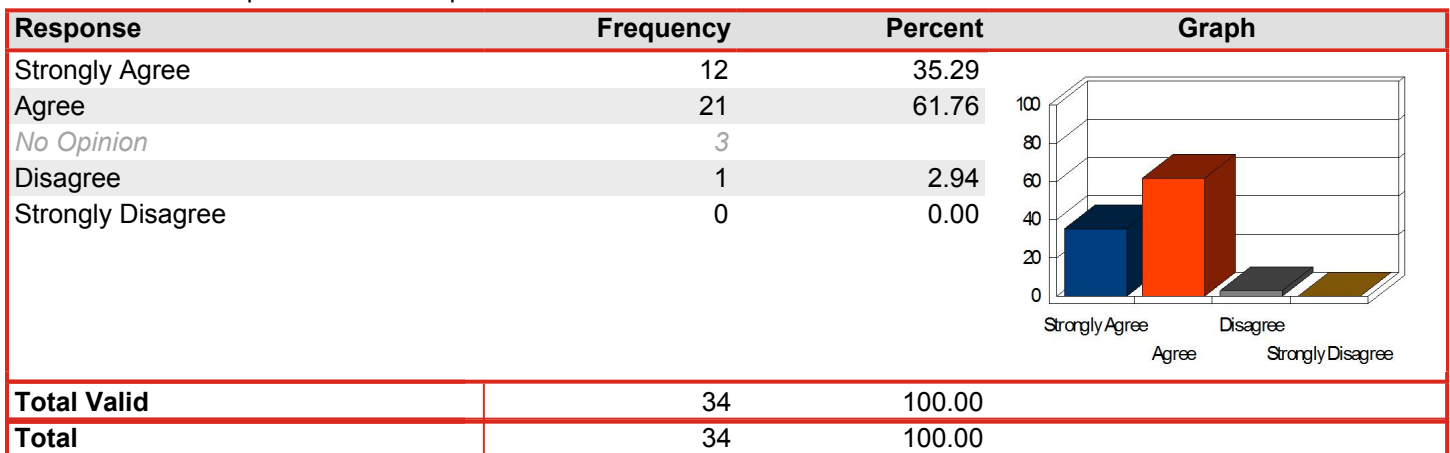
The LRC environment is conducive to your learning experience at TVCC.

Mean: 4.48



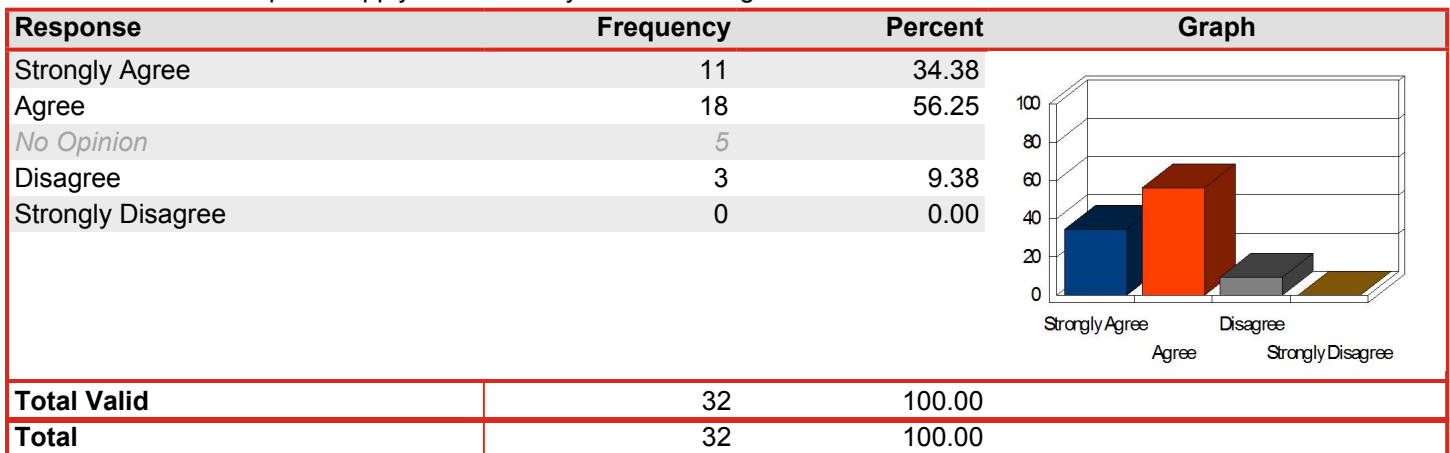
The LRC hours of operation are adequate.

Mean: 4.29



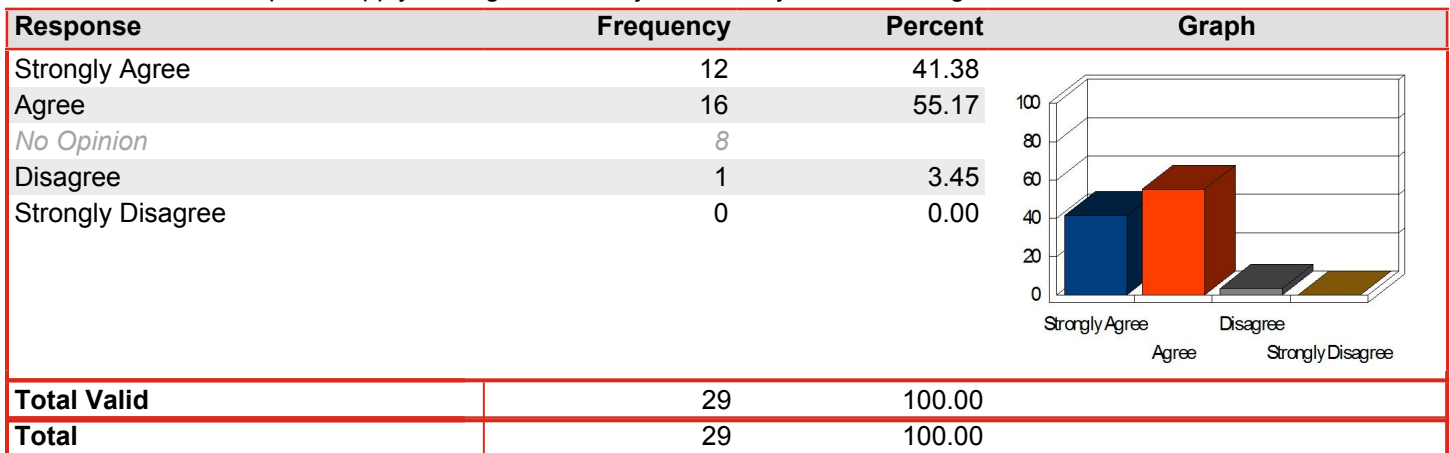
The LRC has an adequate supply of books for your class assignments.

Mean: 4.16



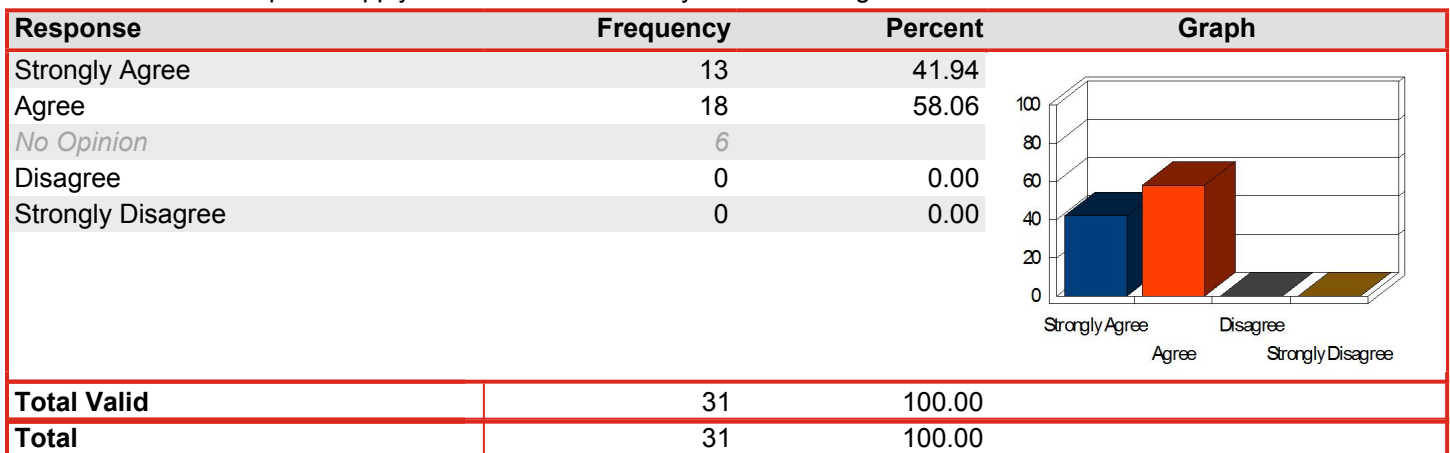
The LRC has an adequate supply of magazines and journals for your class assignments.

Mean: 4.34



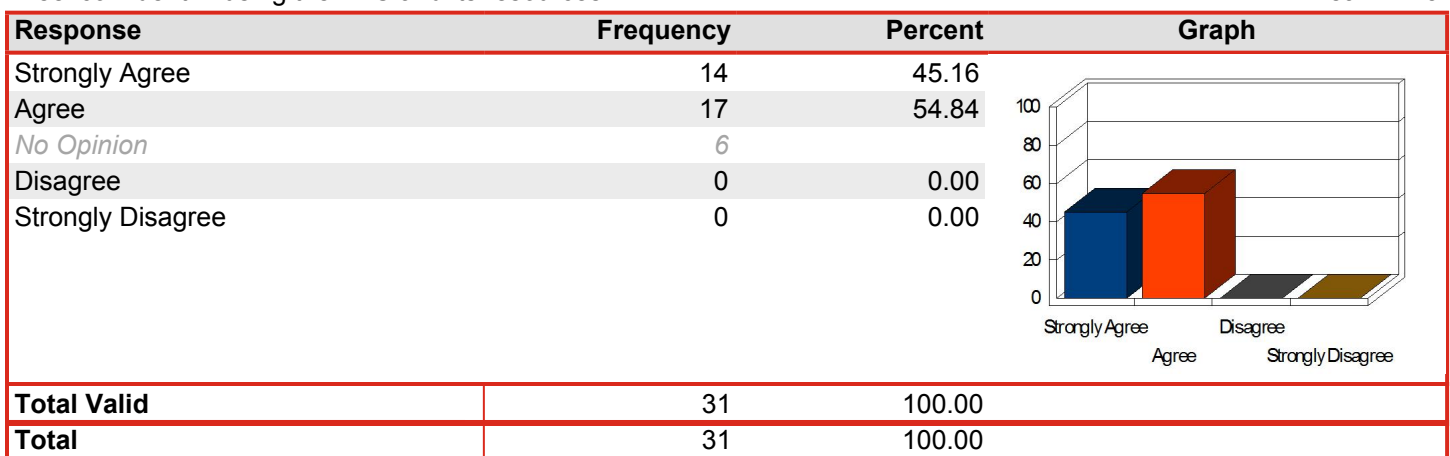
The LRC has an adequate supply of online materials for your class assignments.

Mean: 4.42



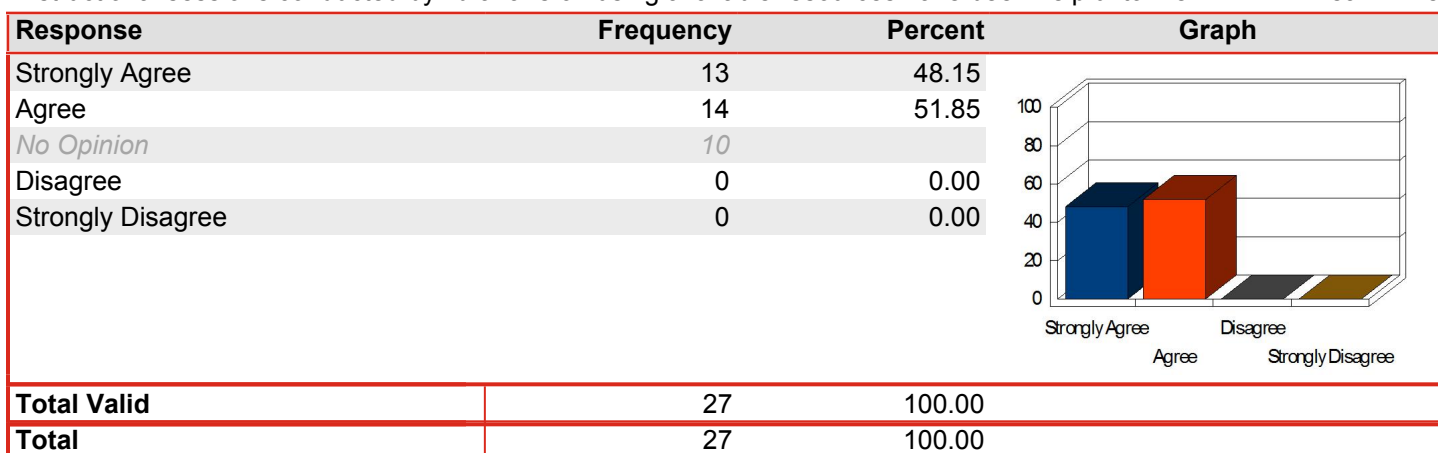
I feel confident in using the LRC and its resources.

Mean: 4.45



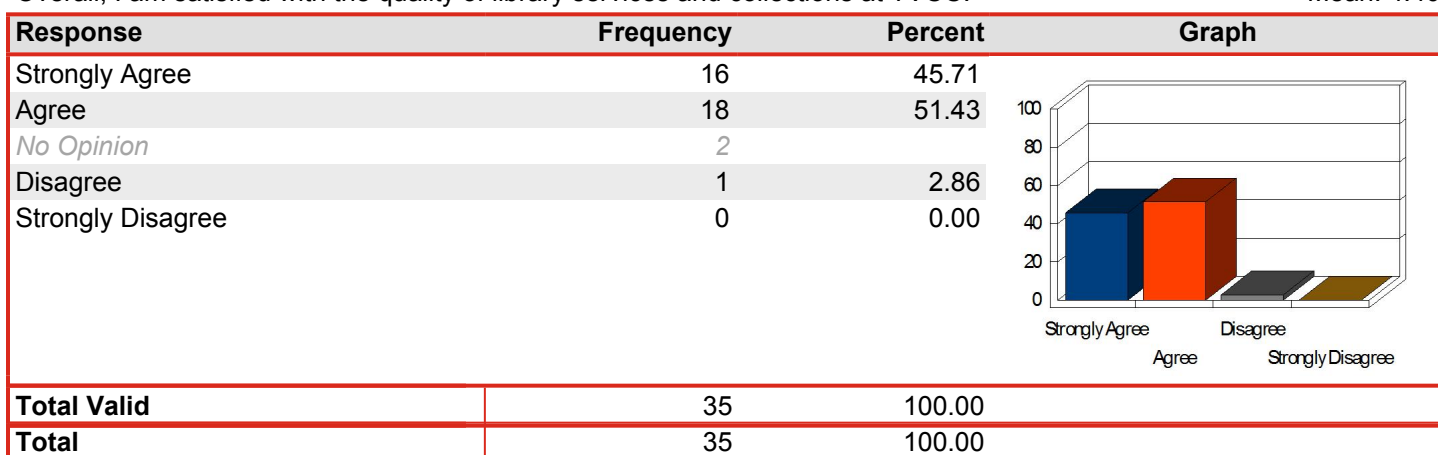
Instructional sessions conducted by librarians on using available resources have been helpful to me.

Mean: 4.48



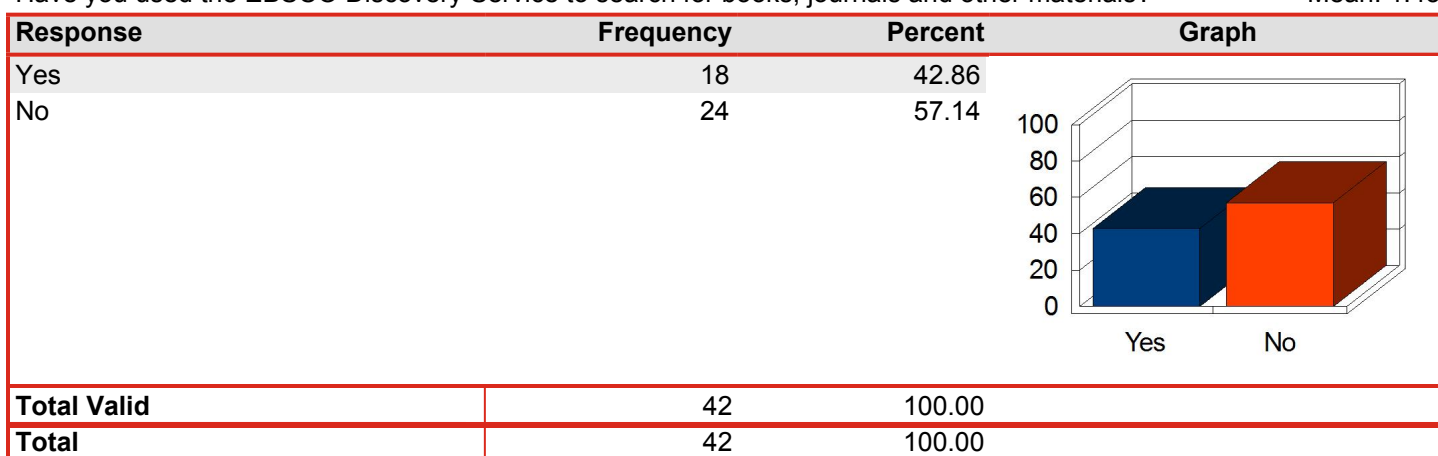
Overall, I am satisfied with the quality of library services and collections at TVCC.

Mean: 4.40



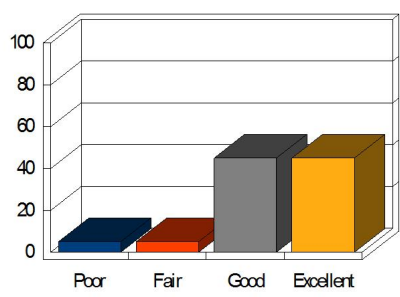
Have you used the EBSCO Discovery Service to search for books, journals and other materials?

Mean: 1.43



Is so, how useful was the service for finding information in the library's collection?

Mean: 3.30

Response	Frequency	Percent	Graph
Poor	1	5.00	
Fair	1	5.00	
Good	9	45.00	
Excellent	9	45.00	
<b>Total Valid</b>	20	100.00	
<b>Total</b>	20	100.00	