

# Trinity Valley Community College

## ADN Transition Evaluation Report - Summer 2017

### Please choose Instructor:

| Response             | Frequency | Percent | Mean: 2.41             |
|----------------------|-----------|---------|------------------------|
| Larry Eustace        | 10        | 22.73   | <div><div></div></div> |
| Michelle Whittenberg | 14        | 31.82   | <div><div></div></div> |
| Susan Haddox         | 12        | 27.27   | <div><div></div></div> |
| Patti Vasquez        | 8         | 18.18   | <div><div></div></div> |

### Please choose your facility:

| Response                                      | Frequency | Percent | Mean: 5.61             |
|---|-----------|---------|------------------------|
| Doctors Hospital at White Rock Lake - Dallas  | 0         | 0.00    | <div><div></div></div> |
| East Texas Medical Center Athens              | 15        | 34.09   | <div><div></div></div> |
| Ennis Regional Medical Center                 | 0         | 0.00    | <div><div></div></div> |
| Hunt Regional Healthcare - Greenville         | 0         | 0.00    | <div><div></div></div> |
| Baylor Scott & White - Lake Pointe            | 10        | 22.73   | <div><div></div></div> |
| Palestine Regional Medical Center - Palestine | 0         | 0.00    | <div><div></div></div> |
| Texas Health Resources Kaufman                | 7         | 15.91   | <div><div></div></div> |
| Texas Health Resources Rockwall               | 1         | 2.27    | <div><div></div></div> |
| Terrell State Hospital                        | 0         | 0.00    | <div><div></div></div> |
| Baylor Scott & White - Sunnyvale              | 11        | 25.00   | <div><div></div></div> |

### 1. The unit objectives were clearly stated, measurable, and attainable.

| Response           | Frequency | Percent | Mean: 3.61             |
|--------------------|-----------|---------|------------------------|
| Agree              | 30        | 68.18   | <div><div></div></div> |
| Sometimes Agree    | 11        | 25.00   | <div><div></div></div> |
| Sometimes Disagree | 3         | 6.82    | <div><div></div></div> |
| Disagree           | 0         | 0.00    | <div><div></div></div> |
| Not Applicable     | 0         | 0.00    | <div><div></div></div> |

### 2. The tests covered the unit objectives.

| Response           | Frequency | Percent | Mean: 3.33             |
|--------------------|-----------|---------|------------------------|
| Agree              | 21        | 48.84   | <div><div></div></div> |
| Sometimes Agree    | 17        | 39.53   | <div><div></div></div> |
| Sometimes Disagree | 4         | 9.30    | <div><div></div></div> |
| Disagree           | 0         | 0.00    | <div><div></div></div> |
| Not Applicable     | 1         | 2.33    | <div><div></div></div> |

**3. The classroom instructors presented current information about their topics.**

| Response       | Frequency | Percent | Mean: 3.68             |
|----------------|-----------|---------|------------------------|
| Agree          | 32        | 72.73   | <div><div></div></div> |
| Sometimes      | 10        | 22.73   | <div><div></div></div> |
| Agree          |           |         |                        |
| Sometimes      | 2         | 4.55    | <div><div></div></div> |
| Disagree       |           |         |                        |
| Disagree       | 0         | 0.00    | <div><div></div></div> |
| Not Applicable | 0         | 0.00    | <div><div></div></div> |

**5. The classroom presentations were understandable.**

| Response       | Frequency | Percent | Mean: 3.48             |
|----------------|-----------|---------|------------------------|
| Agree          | 25        | 56.82   | <div><div></div></div> |
| Sometimes      | 15        | 34.09   | <div><div></div></div> |
| Agree          |           |         |                        |
| Sometimes      | 4         | 9.09    | <div><div></div></div> |
| Disagree       |           |         |                        |
| Disagree       | 0         | 0.00    | <div><div></div></div> |
| Not Applicable | 0         | 0.00    | <div><div></div></div> |

**7. The classroom instructors answered my questions satisfactorily.**

| Response       | Frequency | Percent | Mean: 3.57             |
|----------------|-----------|---------|------------------------|
| Agree          | 31        | 70.45   | <div><div></div></div> |
| Sometimes      | 9         | 20.45   | <div><div></div></div> |
| Agree          |           |         |                        |
| Sometimes      | 2         | 4.55    | <div><div></div></div> |
| Disagree       |           |         |                        |
| Disagree       | 2         | 4.55    | <div><div></div></div> |
| Not Applicable | 0         | 0.00    | <div><div></div></div> |

**9. The classroom instructors used a variety of techniques to engage me in the course.**

| Response       | Frequency | Percent | Mean: 3.43             |
|----------------|-----------|---------|------------------------|
| Agree          | 24        | 54.55   | <div><div></div></div> |
| Sometimes      | 16        | 36.36   | <div><div></div></div> |
| Agree          |           |         |                        |
| Sometimes      | 3         | 6.82    | <div><div></div></div> |
| Disagree       |           |         |                        |
| Disagree       | 1         | 2.27    | <div><div></div></div> |
| Not Applicable | 0         | 0.00    | <div><div></div></div> |

**4. The classroom instructors were organized in their presentations.**

| Response       | Frequency | Percent | Mean: 3.34             |
|----------------|-----------|---------|------------------------|
| Agree          | 20        | 45.45   | <div><div></div></div> |
| Sometimes      | 19        | 43.18   | <div><div></div></div> |
| Agree          |           |         |                        |
| Sometimes      | 5         | 11.36   | <div><div></div></div> |
| Disagree       |           |         |                        |
| Disagree       | 0         | 0.00    | <div><div></div></div> |
| Not Applicable | 0         | 0.00    | <div><div></div></div> |

**6. The classroom instructors reinforced main points by use of specific examples.**

| Response       | Frequency | Percent | Mean: 3.57             |
|----------------|-----------|---------|------------------------|
| Agree          | 28        | 63.64   | <div><div></div></div> |
| Sometimes      | 13        | 29.55   | <div><div></div></div> |
| Agree          |           |         |                        |
| Sometimes      | 3         | 6.82    | <div><div></div></div> |
| Disagree       |           |         |                        |
| Disagree       | 0         | 0.00    | <div><div></div></div> |
| Not Applicable | 0         | 0.00    | <div><div></div></div> |






**8. The classroom instructors used a variety of effective instructional techniques to implement the curriculum.**

| Response       | Frequency | Percent | Mean: 3.41             |
|----------------|-----------|---------|------------------------|
| Agree          | 23        | 52.27   | <div><div></div></div> |
| Sometimes      | 17        | 38.64   | <div><div></div></div> |
| Agree          |           |         |                        |
| Sometimes      | 3         | 6.82    | <div><div></div></div> |
| Disagree       |           |         |                        |
| Disagree       | 1         | 2.27    | <div><div></div></div> |
| Not Applicable | 0         | 0.00    | <div><div></div></div> |






**10. I have improved my understanding of concepts and principles related to patient care by the instructors' presentations.**

| Response       | Frequency | Percent | Mean: 3.53             |
|----------------|-----------|---------|------------------------|
| Agree          | 26        | 60.47   | <div><div></div></div> |
| Sometimes      | 14        | 32.56   | <div><div></div></div> |
| Agree          |           |         |                        |
| Sometimes      | 3         | 6.98    | <div><div></div></div> |
| Disagree       |           |         |                        |
| Disagree       | 0         | 0.00    | <div><div></div></div> |
| Not Applicable | 0         | 0.00    | <div><div></div></div> |






**11. I was able to get help in obtaining and using library resources if I needed it.**

| Response       | Frequency | Percent | Mean: 3.45  |
|----------------|-----------|---------|---|
| Agree          | 32        | 72.73   |  |
| Sometimes      | 8         | 18.18   |  |
| Agree          |           |         |   |
| Sometimes      | 0         | 0.00    |  |
| Disagree       |           |         |   |
| Disagree       | 0         | 0.00    |  |
| Not Applicable | 4         | 9.09    |  |






**13. Blackboard resources and activities helped me in meeting the course objectives/requirements.**

| Response       | Frequency | Percent | Mean: 2.77  |
|----------------|-----------|---------|---|
| Agree          | 20        | 45.45   |  |
| Sometimes      | 12        | 27.27   |  |
| Agree          |           |         |   |
| Sometimes      | 2         | 4.55    |  |
| Disagree       |           |         |   |
| Disagree       | 2         | 4.55    |  |
| Not Applicable | 8         | 18.18   |  |






**15. I received an adequate orientation to Blackboard.**

| Response       | Frequency | Percent | Mean: 2.93  |
|----------------|-----------|---------|---|
| Agree          | 26        | 59.09   |  |
| Sometimes      | 7         | 15.91   |  |
| Agree          |           |         |   |
| Sometimes      | 1         | 2.27    |  |
| Disagree       |           |         |   |
| Disagree       | 2         | 4.55    |  |
| Not Applicable | 8         | 18.18   |  |






**17. The Pediatric/Obstetrics Textbook was easy to understand and provided adequate information to meet the course objectives.**

| Response       | Frequency | Percent | Mean: 2.59  |
|----------------|-----------|---------|---|
| Agree          | 16        | 36.36   |  |
| Sometimes      | 16        | 36.36   |  |
| Agree          |           |         |   |
| Sometimes      | 1         | 2.27    |  |
| Disagree       |           |         |   |
| Disagree       | 0         | 0.00    |  |
| Not Applicable | 11        | 25.00   |  |






**12. Learning resources are current, comprehensive, use contemporary technology, accessible and available in a timely manner.**

| Response       | Frequency | Percent | Mean: 3.52  |
|----------------|-----------|---------|---|
| Agree          | 29        | 69.05   |  |
| Sometimes      | 10        | 23.81   |  |
| Agree          |           |         |   |
| Sometimes      | 1         | 2.38    |  |
| Disagree       |           |         |   |
| Disagree       | 0         | 0.00    |  |
| Not Applicable | 2         | 4.76    |  |






**14. Support for accessing Blackboard was available if I needed it.**

| Response       | Frequency | Percent | Mean: 3.00  |
|----------------|-----------|---------|---|
| Agree          | 26        | 59.09   |  |
| Sometimes      | 9         | 20.45   |  |
| Agree          |           |         |   |
| Sometimes      | 0         | 0.00    |  |
| Disagree       |           |         |   |
| Disagree       | 1         | 2.27    |  |
| Not Applicable | 8         | 18.18   |  |






**16. The Medical-Surgical Textbook was easy to understand and provided adequate information to meet the course objectives.**

| Response       | Frequency | Percent | Mean: 3.59  |
|----------------|-----------|---------|---|
| Agree          | 27        | 61.36   |  |
| Sometimes      | 16        | 36.36   |  |
| Agree          |           |         |   |
| Sometimes      | 1         | 2.27    |  |
| Disagree       |           |         |   |
| Disagree       | 0         | 0.00    |  |
| Not Applicable | 0         | 0.00    |  |






**18. The Psychiatric Textbook was easy to understand and provided adequate information to meet the course objectives.**

| Response       | Frequency | Percent | Mean: 2.36  |
|----------------|-----------|---------|---|
| Agree          | 17        | 38.64   |  |
| Sometimes      | 12        | 27.27   |  |
| Agree          |           |         |   |
| Sometimes      | 0         | 0.00    |  |
| Disagree       |           |         |   |
| Disagree       | 0         | 0.00    |  |
| Not Applicable | 15        | 34.09   |  |






**19. The Pharmacology Textbook was easy to understand and provided adequate information to meet the course objectives.**

| Response           | Frequency | Percent | Mean: 2.98  |
|--------------------|-----------|---------|---|
| Agree              | 18        | 40.91   |  |
| Sometimes Agree    | 18        | 40.91   |  |
| Sometimes Disagree | 2         | 4.55    |  |
| Disagree           | 1         | 2.27    |  |
| Not Applicable     | 5         | 11.36   |  |






**20. The Fundamentals Textbook was easy to understand and provided adequate information to meet the course objectives.**

| Response           | Frequency | Percent | Mean: 3.59  |
|--------------------|-----------|---------|---|
| Agree              | 27        | 61.36   |  |
| Sometimes Agree    | 16        | 36.36   |  |
| Sometimes Disagree | 1         | 2.27    |  |
| Disagree           | 0         | 0.00    |  |
| Not Applicable     | 0         | 0.00    |  |






**21. The Health Assessment Textbook was easy to understand and provided adequate information to meet the course objectives.**

| Response           | Frequency | Percent | Mean: 3.41  |
|--------------------|-----------|---------|---|
| Agree              | 26        | 59.09   |  |
| Sometimes Agree    | 14        | 31.82   |  |
| Sometimes Disagree | 2         | 4.55    |  |
| Disagree           | 0         | 0.00    |  |
| Not Applicable     | 2         | 4.55    |  |






**22. The Trends & Issues Textbook was easy to understand and provided adequate information to meet the course objectives.**

| Response           | Frequency | Percent | Mean: 2.23  |
|--------------------|-----------|---------|---|
| Agree              | 14        | 31.82   |  |
| Sometimes Agree    | 12        | 27.27   |  |
| Sometimes Disagree | 3         | 6.82    |  |
| Disagree           | 0         | 0.00    |  |
| Not Applicable     | 15        | 34.09   |  |






**23. The E-books were easy to navigate and helpful to me during the semester.**

| Response           | Frequency | Percent | Mean: 1.66  |
|--------------------|-----------|---------|---|
| Agree              | 12        | 27.27   |  |
| Sometimes Agree    | 7         | 15.91   |  |
| Sometimes Disagree | 2         | 4.55    |  |
| Disagree           | 0         | 0.00    |  |
| Not Applicable     | 23        | 52.27   |  |






**24. Nursing Concepts on-line was helpful for me this semester.**

| Response           | Frequency | Percent | Mean: 3.14  |
|--------------------|-----------|---------|---|
| Agree              | 20        | 45.45   |  |
| Sometimes Agree    | 17        | 38.64   |  |
| Sometimes Disagree | 3         | 6.82    |  |
| Disagree           | 1         | 2.27    |  |
| Not Applicable     | 3         | 6.82    |  |

**25. The SimChart Electronic Health Record (EHR) helped me to develop my documentation skills.**

| Response           | Frequency | Percent | Mean: 3.07  |
|--------------------|-----------|---------|---|
| Agree              | 18        | 40.91   |  |
| Sometimes Agree    | 14        | 31.82   |  |
| Sometimes Disagree | 10        | 22.73   |  |
| Disagree           | 1         | 2.27    |  |
| Not Applicable     | 1         | 2.27    |  |

**26. The Pharmacology on-line course helped me understand pharmacology.**

| Response           | Frequency | Percent | Mean: 2.30  |
|--------------------|-----------|---------|---|
| Agree              | 14        | 31.82   |  |
| Sometimes Agree    | 11        | 25.00   |  |
| Sometimes Disagree | 4         | 9.09    |  |
| Disagree           | 4         | 9.09    |  |
| Not Applicable     | 11        | 25.00   |  |

**27. The semester syllabus was easy to understand and provided adequate information to guide my progress through the semester.**

| Response       | Frequency | Percent | Mean: 3.14             |
|----------------|-----------|---------|------------------------|
| Agree          | 19        | 43.18   | <div><div></div></div> |
| Sometimes      | 16        | 36.36   | <div><div></div></div> |
| Agree          |           |         |                        |
| Sometimes      | 6         | 13.64   | <div><div></div></div> |
| Disagree       |           |         |                        |
| Disagree       | 2         | 4.55    | <div><div></div></div> |
| Not Applicable | 1         | 2.27    | <div><div></div></div> |

**29. My primary nurses or preceptors communicated adequately with me with regards to my patients.**

| Response       | Frequency | Percent | Mean: 3.47             |
|----------------|-----------|---------|------------------------|
| Agree          | 24        | 55.81   | <div><div></div></div> |
| Sometimes      | 15        | 34.88   | <div><div></div></div> |
| Agree          |           |         |                        |
| Sometimes      | 4         | 9.30    | <div><div></div></div> |
| Disagree       |           |         |                        |
| Disagree       | 0         | 0.00    | <div><div></div></div> |
| Not Applicable | 0         | 0.00    | <div><div></div></div> |

**31. My primary nurses or preceptors provided safe, competent patient care.**

| Response       | Frequency | Percent | Mean: 3.59             |
|----------------|-----------|---------|------------------------|
| Agree          | 29        | 65.91   | <div><div></div></div> |
| Sometimes      | 12        | 27.27   | <div><div></div></div> |
| Agree          |           |         |                        |
| Sometimes      | 3         | 6.82    | <div><div></div></div> |
| Disagree       |           |         |                        |
| Disagree       | 0         | 0.00    | <div><div></div></div> |
| Not Applicable | 0         | 0.00    | <div><div></div></div> |

**33. My preceptors were available to answer questions and observe skills.**

| Response       | Frequency | Percent | Mean: 3.52             |
|----------------|-----------|---------|------------------------|
| Agree          | 29        | 65.91   | <div><div></div></div> |
| Sometimes      | 10        | 22.73   | <div><div></div></div> |
| Agree          |           |         |                        |
| Sometimes      | 4         | 9.09    | <div><div></div></div> |
| Disagree       |           |         |                        |
| Disagree       | 1         | 2.27    | <div><div></div></div> |
| Not Applicable | 0         | 0.00    | <div><div></div></div> |

**28. I felt welcomed at the clinical site by the nurses.**

| Response       | Frequency | Percent | Mean: 3.18             |
|----------------|-----------|---------|------------------------|
| Agree          | 24        | 54.55   | <div><div></div></div> |
| Sometimes      | 9         | 20.45   | <div><div></div></div> |
| Agree          |           |         |                        |
| Sometimes      | 6         | 13.64   | <div><div></div></div> |
| Disagree       |           |         |                        |
| Disagree       | 5         | 11.36   | <div><div></div></div> |
| Not Applicable | 0         | 0.00    | <div><div></div></div> |

**30. My primary nurses or preceptors demonstrated professional behaviors.**

| Response       | Frequency | Percent | Mean: 3.43             |
|----------------|-----------|---------|------------------------|
| Agree          | 26        | 59.09   | <div><div></div></div> |
| Sometimes      | 11        | 25.00   | <div><div></div></div> |
| Agree          |           |         |                        |
| Sometimes      | 7         | 15.91   | <div><div></div></div> |
| Disagree       |           |         |                        |
| Disagree       | 0         | 0.00    | <div><div></div></div> |
| Not Applicable | 0         | 0.00    | <div><div></div></div> |

**32. My primary nurses or preceptors gave me constructive feedback regarding my performance.**

| Response       | Frequency | Percent | Mean: 3.47             |
|----------------|-----------|---------|------------------------|
| Agree          | 26        | 60.47   | <div><div></div></div> |
| Sometimes      | 14        | 32.56   | <div><div></div></div> |
| Agree          |           |         |                        |
| Sometimes      | 0         | 0.00    | <div><div></div></div> |
| Disagree       |           |         |                        |
| Disagree       | 3         | 6.98    | <div><div></div></div> |
| Not Applicable | 0         | 0.00    | <div><div></div></div> |

**34. During my rotation, I had the opportunity to make clinical decisions for my patients.**

| Response       | Frequency | Percent | Mean: 3.50             |
|----------------|-----------|---------|------------------------|
| Agree          | 28        | 63.64   | <div><div></div></div> |
| Sometimes      | 11        | 25.00   | <div><div></div></div> |
| Agree          |           |         |                        |
| Sometimes      | 4         | 9.09    | <div><div></div></div> |
| Disagree       |           |         |                        |
| Disagree       | 1         | 2.27    | <div><div></div></div> |
| Not Applicable | 0         | 0.00    | <div><div></div></div> |

**35. During my rotation, I was able to perform a variety of skills.**

| Response       | Frequency | Percent | Mean: 3.36 |
|----------------|-----------|---------|------------|
| Agree          | 19        | 43.18   |            |
| Sometimes      | 22        | 50.00   |            |
| Agree          |           |         |            |
| Sometimes      | 3         | 6.82    |            |
| Disagree       |           |         |            |
| Disagree       | 0         | 0.00    |            |
| Not Applicable | 0         | 0.00    |            |

**37. During my rotation, I was able to interact with other disciplines.**

| Response       | Frequency | Percent | Mean: 3.36 |
|----------------|-----------|---------|------------|
| Agree          | 27        | 61.36   |            |
| Sometimes      | 10        | 22.73   |            |
| Agree          |           |         |            |
| Sometimes      | 3         | 6.82    |            |
| Disagree       |           |         |            |
| Disagree       | 4         | 9.09    |            |
| Not Applicable | 0         | 0.00    |            |

**39. The facility provided an adequate orientation.**

| Response       | Frequency | Percent | Mean: 3.66 |
|----------------|-----------|---------|------------|
| Agree          | 31        | 70.45   |            |
| Sometimes      | 11        | 25.00   |            |
| Agree          |           |         |            |
| Sometimes      | 2         | 4.55    |            |
| Disagree       |           |         |            |
| Disagree       | 0         | 0.00    |            |
| Not Applicable | 0         | 0.00    |            |

**41. I had an overall positive learning experience at my clinical rotation.**

| Response       | Frequency | Percent | Mean: 3.66 |
|----------------|-----------|---------|------------|
| Agree          | 30        | 68.18   |            |
| Sometimes      | 13        | 29.55   |            |
| Agree          |           |         |            |
| Sometimes      | 1         | 2.27    |            |
| Disagree       |           |         |            |
| Disagree       | 0         | 0.00    |            |
| Not Applicable | 0         | 0.00    |            |

**36. During my rotation, I was able to implement client teaching.**

| Response       | Frequency | Percent | Mean: 3.72 |
|----------------|-----------|---------|------------|
| Agree          | 32        | 74.42   |            |
| Sometimes      | 10        | 23.26   |            |
| Agree          |           |         |            |
| Sometimes      | 1         | 2.33    |            |
| Disagree       |           |         |            |
| Disagree       | 0         | 0.00    |            |
| Not Applicable | 0         | 0.00    |            |

**38. During my rotation, I was able to document on the client's electronic health record.**

| Response       | Frequency | Percent | Mean: 2.57 |
|----------------|-----------|---------|------------|
| Agree          | 20        | 45.45   |            |
| Sometimes      | 8         | 18.18   |            |
| Agree          |           |         |            |
| Sometimes      | 0         | 0.00    |            |
| Disagree       |           |         |            |
| Disagree       | 9         | 20.45   |            |
| Not Applicable | 7         | 15.91   |            |

**40. During my clinical I had sufficient opportunities (quality and quantity) to meet course objectives.**

| Response       | Frequency | Percent | Mean: 3.41 |
|----------------|-----------|---------|------------|
| Agree          | 23        | 52.27   |            |
| Sometimes      | 17        | 38.64   |            |
| Agree          |           |         |            |
| Sometimes      | 3         | 6.82    |            |
| Disagree       |           |         |            |
| Disagree       | 1         | 2.27    |            |
| Not Applicable | 0         | 0.00    |            |

**42. My clinical instructor was on time for clinical.**

| Response       | Frequency | Percent | Mean: 3.93 |
|----------------|-----------|---------|------------|
| Agree          | 41        | 93.18   |            |
| Sometimes      | 3         | 6.82    |            |
| Agree          |           |         |            |
| Sometimes      | 0         | 0.00    |            |
| Disagree       |           |         |            |
| Disagree       | 0         | 0.00    |            |
| Not Applicable | 0         | 0.00    |            |

**43. My clinical instructor encouraged me to make clinical judgments.**

| Response       | Frequency | Percent | Mean: 3.86             |
|----------------|-----------|---------|------------------------|
| Agree          | 38        | 86.36   | <div><div></div></div> |
| Sometimes      | 6         | 13.64   | <div><div></div></div> |
| Agree          |           |         |                        |
| Sometimes      | 0         | 0.00    | <div><div></div></div> |
| Disagree       |           |         |                        |
| Disagree       | 0         | 0.00    | <div><div></div></div> |
| Not Applicable | 0         | 0.00    | <div><div></div></div> |

**45. My clinical instructor demonstrated evidence of current nursing knowledge.**

| Response       | Frequency | Percent | Mean: 3.88             |
|----------------|-----------|---------|------------------------|
| Agree          | 38        | 88.37   | <div><div></div></div> |
| Sometimes      | 5         | 11.63   | <div><div></div></div> |
| Agree          |           |         |                        |
| Sometimes      | 0         | 0.00    | <div><div></div></div> |
| Disagree       |           |         |                        |
| Disagree       | 0         | 0.00    | <div><div></div></div> |
| Not Applicable | 0         | 0.00    | <div><div></div></div> |

**47. My clinical instructor was available for the supervision of invasive skills.**

| Response       | Frequency | Percent | Mean: 3.55             |
|----------------|-----------|---------|------------------------|
| Agree          | 34        | 77.27   | <div><div></div></div> |
| Sometimes      | 6         | 13.64   | <div><div></div></div> |
| Agree          |           |         |                        |
| Sometimes      | 1         | 2.27    | <div><div></div></div> |
| Disagree       |           |         |                        |
| Disagree       | 0         | 0.00    | <div><div></div></div> |
| Not Applicable | 3         | 6.82    | <div><div></div></div> |

**49. My clinical instructor facilitated post-conference to enhance meeting of clinical objectives.**

| Response       | Frequency | Percent | Mean: 3.86             |
|----------------|-----------|---------|------------------------|
| Agree          | 39        | 88.64   | <div><div></div></div> |
| Sometimes      | 4         | 9.09    | <div><div></div></div> |
| Agree          |           |         |                        |
| Sometimes      | 1         | 2.27    | <div><div></div></div> |
| Disagree       |           |         |                        |
| Disagree       | 0         | 0.00    | <div><div></div></div> |
| Not Applicable | 0         | 0.00    | <div><div></div></div> |

**44. My clinical instructor promoted an environment in which I felt respected.**

| Response       | Frequency | Percent | Mean: 3.80             |
|----------------|-----------|---------|------------------------|
| Agree          | 37        | 84.09   | <div><div></div></div> |
| Sometimes      | 6         | 13.64   | <div><div></div></div> |
| Agree          |           |         |                        |
| Sometimes      | 0         | 0.00    | <div><div></div></div> |
| Disagree       |           |         |                        |
| Disagree       | 1         | 2.27    | <div><div></div></div> |
| Not Applicable | 0         | 0.00    | <div><div></div></div> |

**46. My clinical instructor demonstrated evidence of competency in nursing skills.**

| Response       | Frequency | Percent | Mean: 3.89             |
|----------------|-----------|---------|------------------------|
| Agree          | 39        | 88.64   | <div><div></div></div> |
| Sometimes      | 5         | 11.36   | <div><div></div></div> |
| Agree          |           |         |                        |
| Sometimes      | 0         | 0.00    | <div><div></div></div> |
| Disagree       |           |         |                        |
| Disagree       | 0         | 0.00    | <div><div></div></div> |
| Not Applicable | 0         | 0.00    | <div><div></div></div> |

**48. My clinical instructor provided me with constructive feedback on my progress in clinical.**

| Response       | Frequency | Percent | Mean: 3.82             |
|----------------|-----------|---------|------------------------|
| Agree          | 38        | 86.36   | <div><div></div></div> |
| Sometimes      | 4         | 9.09    | <div><div></div></div> |
| Agree          |           |         |                        |
| Sometimes      | 2         | 4.55    | <div><div></div></div> |
| Disagree       |           |         |                        |
| Disagree       | 0         | 0.00    | <div><div></div></div> |
| Not Applicable | 0         | 0.00    | <div><div></div></div> |

**50. My clinical instructor acted as a positive role model regarding patient safety, client advocacy, caring, cultural sensitivity, and collaboration.**

| Response       | Frequency | Percent | Mean: 3.84             |
|----------------|-----------|---------|------------------------|
| Agree          | 39        | 88.64   | <div><div></div></div> |
| Sometimes      | 4         | 9.09    | <div><div></div></div> |
| Agree          |           |         |                        |
| Sometimes      | 0         | 0.00    | <div><div></div></div> |
| Disagree       |           |         |                        |
| Disagree       | 1         | 2.27    | <div><div></div></div> |
| Not Applicable | 0         | 0.00    | <div><div></div></div> |



**51. The skills lab coordinator/instructors were organized.**

| Response       | Frequency | Percent | Mean: 3.68             |
|----------------|-----------|---------|------------------------|
| Agree          | 33        | 75.00   | <div><div></div></div> |
| Sometimes      | 8         | 18.18   | <div><div></div></div> |
| Agree          |           |         |                        |
| Sometimes      | 3         | 6.82    | <div><div></div></div> |
| Disagree       |           |         |                        |
| Disagree       | 0         | 0.00    | <div><div></div></div> |
| Not Applicable | 0         | 0.00    | <div><div></div></div> |

**53. The skills lab coordinator/instructors evaluated performance according to specified criteria.**

| Response       | Frequency | Percent | Mean: 3.73             |
|----------------|-----------|---------|------------------------|
| Agree          | 34        | 77.27   | <div><div></div></div> |
| Sometimes      | 8         | 18.18   | <div><div></div></div> |
| Agree          |           |         |                        |
| Sometimes      | 2         | 4.55    | <div><div></div></div> |
| Disagree       |           |         |                        |
| Disagree       | 0         | 0.00    | <div><div></div></div> |
| Not Applicable | 0         | 0.00    | <div><div></div></div> |

**55. The skills lab coordinator/instructors were available to assist in practice when needed.**

| Response       | Frequency | Percent | Mean: 3.76             |
|----------------|-----------|---------|------------------------|
| Agree          | 34        | 80.95   | <div><div></div></div> |
| Sometimes      | 6         | 14.29   | <div><div></div></div> |
| Agree          |           |         |                        |
| Sometimes      | 2         | 4.76    | <div><div></div></div> |
| Disagree       |           |         |                        |
| Disagree       | 0         | 0.00    | <div><div></div></div> |
| Not Applicable | 0         | 0.00    | <div><div></div></div> |

**57. Sufficient time was allotted to practice skills.**

| Response       | Frequency | Percent | Mean: 3.73             |
|----------------|-----------|---------|------------------------|
| Agree          | 35        | 79.55   | <div><div></div></div> |
| Sometimes      | 7         | 15.91   | <div><div></div></div> |
| Agree          |           |         |                        |
| Sometimes      | 1         | 2.27    | <div><div></div></div> |
| Disagree       |           |         |                        |
| Disagree       | 1         | 2.27    | <div><div></div></div> |
| Not Applicable | 0         | 0.00    | <div><div></div></div> |

**52. The skills lab coordinator/instructors explained expectations satisfactorily.**

| Response       | Frequency | Percent | Mean: 3.59             |
|----------------|-----------|---------|------------------------|
| Agree          | 30        | 68.18   | <div><div></div></div> |
| Sometimes      | 10        | 22.73   | <div><div></div></div> |
| Agree          |           |         |                        |
| Sometimes      | 4         | 9.09    | <div><div></div></div> |
| Disagree       |           |         |                        |
| Disagree       | 0         | 0.00    | <div><div></div></div> |
| Not Applicable | 0         | 0.00    | <div><div></div></div> |

**54. The skills lab coordinator/instructors answered questions satisfactorily.**

| Response       | Frequency | Percent | Mean: 3.68             |
|----------------|-----------|---------|------------------------|
| Agree          | 33        | 75.00   | <div><div></div></div> |
| Sometimes      | 8         | 18.18   | <div><div></div></div> |
| Agree          |           |         |                        |
| Sometimes      | 3         | 6.82    | <div><div></div></div> |
| Disagree       |           |         |                        |
| Disagree       | 0         | 0.00    | <div><div></div></div> |
| Not Applicable | 0         | 0.00    | <div><div></div></div> |

**56. Adequate equipment was available.**

| Response       | Frequency | Percent | Mean: 3.64             |
|----------------|-----------|---------|------------------------|
| Agree          | 32        | 72.73   | <div><div></div></div> |
| Sometimes      | 9         | 20.45   | <div><div></div></div> |
| Agree          |           |         |                        |
| Sometimes      | 2         | 4.55    | <div><div></div></div> |
| Disagree       |           |         |                        |
| Disagree       | 1         | 2.27    | <div><div></div></div> |
| Not Applicable | 0         | 0.00    | <div><div></div></div> |

**58. Sufficient time was allotted for check-offs.**

| Response       | Frequency | Percent | Mean: 3.84             |
|----------------|-----------|---------|------------------------|
| Agree          | 38        | 86.36   | <div><div></div></div> |
| Sometimes      | 5         | 11.36   | <div><div></div></div> |
| Agree          |           |         |                        |
| Sometimes      | 1         | 2.27    | <div><div></div></div> |
| Disagree       |           |         |                        |
| Disagree       | 0         | 0.00    | <div><div></div></div> |
| Not Applicable | 0         | 0.00    | <div><div></div></div> |