

# Trinity Valley Community College

## ADN Transition Evaluation Report - Summer 2016

### Please choose Instructor:

Response	Frequency	Percent	Mean: 2.41
Christi Doherty	14	27.45	<div><div></div></div>
Larry Eustace	15	29.41	<div><div></div></div>
Jody Johnson	9	17.65	<div><div></div></div>
Robin Roberts	13	25.49	<div><div></div></div>

### Please choose your facility:

Response	Frequency	Percent	Mean: 6.25
Doctors Hospital at White Rock Lake - Dallas	0	0.00	<div><div></div></div>
East Texas Medical Center Athens	13	25.49	<div><div></div></div>
Ennis Regional Medical Center	0	0.00	<div><div></div></div>
Hunt Regional Healthcare - Greenville	0	0.00	<div><div></div></div>
Lake Pointe Medical Center - Rowlett	9	17.65	<div><div></div></div>
Palestine Regional Medical Center - Palestine	0	0.00	<div><div></div></div>
Texas Health Resources Kaufman	14	27.45	<div><div></div></div>
Texas Health Resources Rockwall	0	0.00	<div><div></div></div>
Terrell State Hospital	0	0.00	<div><div></div></div>
Texas Regional Medical Center	15	29.41	<div><div></div></div>

### 1. The unit objectives were clearly stated, measurable, and attainable.

Response	Frequency	Percent	Mean: 3.57
Agree	38	74.51	<div><div></div></div>
Sometimes Agree	6	11.76	<div><div></div></div>
Sometimes Disagree	5	9.80	<div><div></div></div>
Disagree	2	3.92	<div><div></div></div>
Not Applicable	0	0.00	<div><div></div></div>

### 2. The tests covered the unit objectives.

Response	Frequency	Percent	Mean: 3.02
Agree	28	54.90	<div><div></div></div>
Sometimes Agree	8	15.69	<div><div></div></div>
Sometimes Disagree	7	13.73	<div><div></div></div>
Disagree	4	7.84	<div><div></div></div>
Not Applicable	4	7.84	<div><div></div></div>

**3. The classroom instructors presented current information about their topics.**

Response	Frequency	Percent	Mean: 3.49
Agree	33	67.35	<div><div></div></div>
Sometimes	10	20.41	<div><div></div></div>
Agree			
Sometimes	4	8.16	<div><div></div></div>
Disagree			
Disagree	1	2.04	<div><div></div></div>
Not Applicable	1	2.04	<div><div></div></div>

**5. The classroom presentations were understandable.**

Response	Frequency	Percent	Mean: 3.22
Agree	30	58.82	<div><div></div></div>
Sometimes	9	17.65	<div><div></div></div>
Agree			
Sometimes	7	13.73	<div><div></div></div>
Disagree			
Disagree	3	5.88	<div><div></div></div>
Not Applicable	2	3.92	<div><div></div></div>

**7. The classroom instructors answered my questions satisfactorily.**

Response	Frequency	Percent	Mean: 3.48
Agree	34	68.00	<div><div></div></div>
Sometimes	10	20.00	<div><div></div></div>
Agree			
Sometimes	4	8.00	<div><div></div></div>
Disagree			
Disagree	0	0.00	<div><div></div></div>
Not Applicable	2	4.00	<div><div></div></div>

**9. The classroom instructors used a variety of techniques to engage me in the course.**

Response	Frequency	Percent	Mean: 3.25
Agree	29	56.86	<div><div></div></div>
Sometimes	13	25.49	<div><div></div></div>
Agree			
Sometimes	4	7.84	<div><div></div></div>
Disagree			
Disagree	3	5.88	<div><div></div></div>
Not Applicable	2	3.92	<div><div></div></div>

**4. The classroom instructors were organized in their presentations.**

Response	Frequency	Percent	Mean: 3.29
Agree	31	60.78	<div><div></div></div>
Sometimes	9	17.65	<div><div></div></div>
Agree			
Sometimes	7	13.73	<div><div></div></div>
Disagree			
Disagree	3	5.88	<div><div></div></div>
Not Applicable	1	1.96	<div><div></div></div>

**6. The classroom instructors reinforced main points by use of specific examples.**

Response	Frequency	Percent	Mean: 3.53
Agree	34	66.67	<div><div></div></div>
Sometimes	12	23.53	<div><div></div></div>
Agree			
Sometimes	4	7.84	<div><div></div></div>
Disagree			
Disagree	0	0.00	<div><div></div></div>
Not Applicable	1	1.96	<div><div></div></div>






**8. The classroom instructors used a variety of effective instructional techniques to implement the curriculum.**

Response	Frequency	Percent	Mean: 3.35
Agree	31	60.78	<div><div></div></div>
Sometimes	10	19.61	<div><div></div></div>
Agree			
Sometimes	8	15.69	<div><div></div></div>
Disagree			
Disagree	1	1.96	<div><div></div></div>
Not Applicable	1	1.96	<div><div></div></div>






**10. I have improved my understanding of concepts and principles related to patient care by the instructors' presentations.**

Response	Frequency	Percent	Mean: 3.39
Agree	32	62.75	<div><div></div></div>
Sometimes	9	17.65	<div><div></div></div>
Agree			
Sometimes	8	15.69	<div><div></div></div>
Disagree			
Disagree	2	3.92	<div><div></div></div>
Not Applicable	0	0.00	<div><div></div></div>






**11. I was able to get help in obtaining and using library resources if I needed it.**

Response	Frequency	Percent	Mean: 3.57
Agree	40	78.43	
Sometimes Agree	6	11.76	
Sometimes Disagree	2	3.92	
Disagree	0	0.00	
Not Applicable	3	5.88	






**13. Blackboard resources and activities helped me in meeting the course objectives/requirements.**

Response	Frequency	Percent	Mean: 3.47
Agree	33	64.71	
Sometimes Agree	13	25.49	
Sometimes Disagree	2	3.92	
Disagree	2	3.92	
Not Applicable	1	1.96	






**15. I received an adequate orientation to Blackboard.**

Response	Frequency	Percent	Mean: 3.76
Agree	43	86.00	
Sometimes Agree	4	8.00	
Sometimes Disagree	2	4.00	
Disagree	0	0.00	
Not Applicable	1	2.00	






**17. The Pediatric/Obstetrics Textbook was easy to understand and provided adequate information to meet the course objectives.**

Response	Frequency	Percent	Mean: 3.43
Agree	36	70.59	
Sometimes Agree	7	13.73	
Sometimes Disagree	5	9.80	
Disagree	0	0.00	
Not Applicable	3	5.88	






**12. Learning resources are current, comprehensive, use contemporary technology, accessible and available in a timely manner.**

Response	Frequency	Percent	Mean: 3.45
Agree	31	60.78	
Sometimes Agree	14	27.45	
Sometimes Disagree	4	7.84	
Disagree	2	3.92	
Not Applicable	0	0.00	






**14. Support for accessing Blackboard was available if I needed it.**

Response	Frequency	Percent	Mean: 3.72
Agree	42	84.00	
Sometimes Agree	5	10.00	
Sometimes Disagree	1	2.00	
Disagree	1	2.00	
Not Applicable	1	2.00	

**16. The Medical-Surgical Textbook was easy to understand and provided adequate information to meet the course objectives.**

Response	Frequency	Percent	Mean: 3.45
Agree	35	68.63	
Sometimes Agree	8	15.69	
Sometimes Disagree	4	7.84	
Disagree	4	7.84	
Not Applicable	0	0.00	

**18. The Psychiatric Textbook was easy to understand and provided adequate information to meet the course objectives.**

Response	Frequency	Percent	Mean: 2.84
Agree	30	60.00	
Sometimes Agree	6	12.00	
Sometimes Disagree	2	4.00	
Disagree	0	0.00	
Not Applicable	12	24.00	

**19. The Pharmacology Textbook was easy to understand and provided adequate information to meet the course objectives.**

Response	Frequency	Percent	Mean: 3.18
Agree	28	54.90	<div><div></div></div>
Sometimes Agree	11	21.57	<div><div></div></div>
Sometimes Disagree	6	11.76	<div><div></div></div>
Disagree	5	9.80	<div><div></div></div>
Not Applicable	1	1.96	<div><div></div></div>

**20. The Fundamentals Textbook was easy to understand and provided adequate information to meet the course objectives.**

Response	Frequency	Percent	Mean: 3.88
Agree	45	88.24	<div><div></div></div>
Sometimes Agree	6	11.76	<div><div></div></div>
Sometimes Disagree	0	0.00	<div><div></div></div>
Disagree	0	0.00	<div><div></div></div>
Not Applicable	0	0.00	<div><div></div></div>

**21. The Health Assessment Textbook was easy to understand and provided adequate information to meet the course objectives.**

Response	Frequency	Percent	Mean: 3.88
Agree	45	88.24	<div><div></div></div>
Sometimes Agree	6	11.76	<div><div></div></div>
Sometimes Disagree	0	0.00	<div><div></div></div>
Disagree	0	0.00	<div><div></div></div>
Not Applicable	0	0.00	<div><div></div></div>

**22. The Trends & Issues Textbook was easy to understand and provided adequate information to meet the course objectives.**

Response	Frequency	Percent	Mean: 2.76
Agree	28	54.90	<div><div></div></div>
Sometimes Agree	8	15.69	<div><div></div></div>
Sometimes Disagree	2	3.92	<div><div></div></div>
Disagree	1	1.96	<div><div></div></div>
Not Applicable	12	23.53	<div><div></div></div>

**23. The E-books were easy to navigate and helpful to me during the semester.**

Response	Frequency	Percent	Mean: 2.71
Agree	24	47.06	<div><div></div></div>
Sometimes Agree	10	19.61	<div><div></div></div>
Sometimes Disagree	5	9.80	<div><div></div></div>
Disagree	2	3.92	<div><div></div></div>
Not Applicable	10	19.61	<div><div></div></div>

**24. The Neighborhood helped me to develop my nursing knowledge and clinical judgment.**

Response	Frequency	Percent	Mean: 2.16
Agree	21	41.18	<div><div></div></div>
Sometimes Agree	5	9.80	<div><div></div></div>
Sometimes Disagree	5	9.80	<div><div></div></div>
Disagree	1	1.96	<div><div></div></div>
Not Applicable	19	37.25	<div><div></div></div>

**25. The Cerner Electronic Health Record (EHR) helped me to develop my documentation skills.**

Response	Frequency	Percent	Mean: 2.76
Agree	25	49.02	<div><div></div></div>
Sometimes Agree	7	13.73	<div><div></div></div>
Sometimes Disagree	8	15.69	<div><div></div></div>
Disagree	4	7.84	<div><div></div></div>
Not Applicable	7	13.73	<div><div></div></div>

**26. Prep-U helped me to see if I was prepared for the exams.**

Response	Frequency	Percent	Mean: 1.43
Agree	11	22.45	<div><div></div></div>
Sometimes Agree	3	6.12	<div><div></div></div>
Sometimes Disagree	7	14.29	<div><div></div></div>
Disagree	3	6.12	<div><div></div></div>
Not Applicable	25	51.02	<div><div></div></div>

**27. The semester syllabus was easy to understand and provided adequate information to guide my progress through the semester.**

Response	Frequency	Percent	Mean: 3.33
Agree	29	56.86	<div><div></div></div>
Sometimes	13	25.49	<div><div></div></div>
Agree			
Sometimes	6	11.76	<div><div></div></div>
Disagree			
Disagree	3	5.88	<div><div></div></div>
Not Applicable	0	0.00	<div><div></div></div>

**29. My primary nurses or preceptors communicated adequately with me with regards to my patients.**

Response	Frequency	Percent	Mean: 3.82
Agree	44	86.27	<div><div></div></div>
Sometimes	5	9.80	<div><div></div></div>
Agree			
Sometimes	2	3.92	<div><div></div></div>
Disagree			
Disagree	0	0.00	<div><div></div></div>
Not Applicable	0	0.00	<div><div></div></div>

**31. My primary nurses or preceptors provided safe, competent patient care.**

Response	Frequency	Percent	Mean: 3.82
Agree	44	86.27	<div><div></div></div>
Sometimes	5	9.80	<div><div></div></div>
Agree			
Sometimes	2	3.92	<div><div></div></div>
Disagree			
Disagree	0	0.00	<div><div></div></div>
Not Applicable	0	0.00	<div><div></div></div>

**33. My preceptors were available to answer questions and observe skills.**

Response	Frequency	Percent	Mean: 3.78
Agree	43	86.00	<div><div></div></div>
Sometimes	5	10.00	<div><div></div></div>
Agree			
Sometimes	0	0.00	<div><div></div></div>
Disagree			
Disagree	2	4.00	<div><div></div></div>
Not Applicable	0	0.00	<div><div></div></div>

**28. I felt welcomed at the clinical site by the nurses.**

Response	Frequency	Percent	Mean: 3.60
Agree	31	62.00	<div><div></div></div>
Sometimes	18	36.00	<div><div></div></div>
Agree			
Sometimes	1	2.00	<div><div></div></div>
Disagree			
Disagree	0	0.00	<div><div></div></div>
Not Applicable	0	0.00	<div><div></div></div>

**30. My primary nurses or preceptors demonstrated professional behaviors.**

Response	Frequency	Percent	Mean: 3.80
Agree	43	84.31	<div><div></div></div>
Sometimes	6	11.76	<div><div></div></div>
Agree			
Sometimes	2	3.92	<div><div></div></div>
Disagree			
Disagree	0	0.00	<div><div></div></div>
Not Applicable	0	0.00	<div><div></div></div>

**32. My primary nurses or preceptors gave me constructive feedback regarding my performance.**

Response	Frequency	Percent	Mean: 3.78
Agree	42	84.00	<div><div></div></div>
Sometimes	6	12.00	<div><div></div></div>
Agree			
Sometimes	1	2.00	<div><div></div></div>
Disagree			
Disagree	1	2.00	<div><div></div></div>
Not Applicable	0	0.00	<div><div></div></div>

**34. During my rotation, I had the opportunity to make clinical decisions for my patients.**

Response	Frequency	Percent	Mean: 3.51
Agree	36	70.59	<div><div></div></div>
Sometimes	8	15.69	<div><div></div></div>
Agree			
Sometimes	4	7.84	<div><div></div></div>
Disagree			
Disagree	3	5.88	<div><div></div></div>
Not Applicable	0	0.00	<div><div></div></div>

**35. During my rotation, I was able to perform a variety of skills.**

Response	Frequency	Percent	Mean: 3.14
Agree	29	56.86	<div><div></div></div>
Sometimes	7	13.73	<div><div></div></div>
Agree			
Sometimes	8	15.69	<div><div></div></div>
Disagree			
Disagree	7	13.73	<div><div></div></div>
Not Applicable	0	0.00	<div><div></div></div>

**37. During my rotation, I was able to interact with other disciplines.**

Response	Frequency	Percent	Mean: 3.53
Agree	36	70.59	<div><div></div></div>
Sometimes	9	17.65	<div><div></div></div>
Agree			
Sometimes	3	5.88	<div><div></div></div>
Disagree			
Disagree	3	5.88	<div><div></div></div>
Not Applicable	0	0.00	<div><div></div></div>

**39. The facility provided an adequate orientation.**

Response	Frequency	Percent	Mean: 3.62
Agree	41	82.00	<div><div></div></div>
Sometimes	4	8.00	<div><div></div></div>
Agree			
Sometimes	2	4.00	<div><div></div></div>
Disagree			
Disagree	1	2.00	<div><div></div></div>
Not Applicable	2	4.00	<div><div></div></div>

**41. I had an overall positive learning experience at my clinical rotation.**

Response	Frequency	Percent	Mean: 3.65
Agree	37	72.55	<div><div></div></div>
Sometimes	11	21.57	<div><div></div></div>
Agree			
Sometimes	2	3.92	<div><div></div></div>
Disagree			
Disagree	1	1.96	<div><div></div></div>
Not Applicable	0	0.00	<div><div></div></div>

**36. During my rotation, I was able to implement client teaching.**

Response	Frequency	Percent	Mean: 3.65
Agree	37	72.55	<div><div></div></div>
Sometimes	10	19.61	<div><div></div></div>
Agree			
Sometimes	4	7.84	<div><div></div></div>
Disagree			
Disagree	0	0.00	<div><div></div></div>
Not Applicable	0	0.00	<div><div></div></div>

**38. During my rotation, I was able to document on the client's electronic health record.**

Response	Frequency	Percent	Mean: 2.66
Agree	25	50.00	<div><div></div></div>
Sometimes	6	12.00	<div><div></div></div>
Agree			
Sometimes	3	6.00	<div><div></div></div>
Disagree			
Disagree	9	18.00	<div><div></div></div>
Not Applicable	7	14.00	<div><div></div></div>

**40. During my clinical I had sufficient opportunities (quality and quantity) to meet course objectives.**

Response	Frequency	Percent	Mean: 3.56
Agree	33	66.00	<div><div></div></div>
Sometimes	14	28.00	<div><div></div></div>
Agree			
Sometimes	1	2.00	<div><div></div></div>
Disagree			
Disagree	2	4.00	<div><div></div></div>
Not Applicable	0	0.00	<div><div></div></div>

**42. My clinical instructor was on time for clinical.**

Response	Frequency	Percent	Mean: 3.96
Agree	49	96.08	<div><div></div></div>
Sometimes	2	3.92	<div><div></div></div>
Agree			
Sometimes	0	0.00	<div><div></div></div>
Disagree			
Disagree	0	0.00	<div><div></div></div>
Not Applicable	0	0.00	<div><div></div></div>

**43. My clinical instructor encouraged me to make clinical judgments.**

Response	Frequency	Percent	Mean: 3.75
Agree	42	82.35	<div><div></div></div>
Sometimes	7	13.73	<div><div></div></div>
Agree			
Sometimes	1	1.96	<div><div></div></div>
Disagree			
Disagree	0	0.00	<div><div></div></div>
Not Applicable	1	1.96	<div><div></div></div>

**45. My clinical instructor demonstrated evidence of current nursing knowledge.**

Response	Frequency	Percent	Mean: 3.82
Agree	45	88.24	<div><div></div></div>
Sometimes	5	9.80	<div><div></div></div>
Agree			
Sometimes	0	0.00	<div><div></div></div>
Disagree			
Disagree	0	0.00	<div><div></div></div>
Not Applicable	1	1.96	<div><div></div></div>

**47. My clinical instructor was available for the supervision of invasive skills.**

Response	Frequency	Percent	Mean: 3.49
Agree	38	74.51	<div><div></div></div>
Sometimes	5	9.80	<div><div></div></div>
Agree			
Sometimes	4	7.84	<div><div></div></div>
Disagree			
Disagree	3	5.88	<div><div></div></div>
Not Applicable	1	1.96	<div><div></div></div>

**49. My clinical instructor facilitated post-conference to enhance meeting of clinical objectives.**

Response	Frequency	Percent	Mean: 3.80
Agree	45	88.24	<div><div></div></div>
Sometimes	3	5.88	<div><div></div></div>
Agree			
Sometimes	2	3.92	<div><div></div></div>
Disagree			
Disagree	1	1.96	<div><div></div></div>
Not Applicable	0	0.00	<div><div></div></div>

**44. My clinical instructor promoted an environment in which I felt respected.**

Response	Frequency	Percent	Mean: 3.78
Agree	45	88.24	<div><div></div></div>
Sometimes	3	5.88	<div><div></div></div>
Agree			
Sometimes	2	3.92	<div><div></div></div>
Disagree			
Disagree	0	0.00	<div><div></div></div>
Not Applicable	1	1.96	<div><div></div></div>

**46. My clinical instructor demonstrated evidence of competency in nursing skills.**

Response	Frequency	Percent	Mean: 3.73
Agree	43	84.31	<div><div></div></div>
Sometimes	4	7.84	<div><div></div></div>
Agree			
Sometimes	3	5.88	<div><div></div></div>
Disagree			
Disagree	0	0.00	<div><div></div></div>
Not Applicable	1	1.96	<div><div></div></div>

**48. My clinical instructor provided me with constructive feedback on my progress in clinical.**

Response	Frequency	Percent	Mean: 3.76
Agree	41	80.39	<div><div></div></div>
Sometimes	9	17.65	<div><div></div></div>
Agree			
Sometimes	0	0.00	<div><div></div></div>
Disagree			
Disagree	1	1.96	<div><div></div></div>
Not Applicable	0	0.00	<div><div></div></div>

**50. My clinical instructor acted as a positive role model regarding patient safety, client advocacy, caring, cultural sensitivity, and collaboration.**

Response	Frequency	Percent	Mean: 3.88
Agree	45	88.24	<div><div></div></div>
Sometimes	6	11.76	<div><div></div></div>
Agree			
Sometimes	0	0.00	<div><div></div></div>
Disagree			
Disagree	0	0.00	<div><div></div></div>
Not Applicable	0	0.00	<div><div></div></div>

**51. The skills lab coordinator/instructors were organized.**

Response	Frequency	Percent	Mean: 3.67
Agree	37	75.51	<div><div></div></div>
Sometimes	10	20.41	<div><div></div></div>
Agree			
Sometimes	0	0.00	<div><div></div></div>
Disagree			
Disagree	2	4.08	<div><div></div></div>
Not Applicable	0	0.00	<div><div></div></div>

**53. The skills lab coordinator/instructors evaluated performance according to specified criteria.**

Response	Frequency	Percent	Mean: 3.76
Agree	42	84.00	<div><div></div></div>
Sometimes	6	12.00	<div><div></div></div>
Agree			
Sometimes	0	0.00	<div><div></div></div>
Disagree			
Disagree	2	4.00	<div><div></div></div>
Not Applicable	0	0.00	<div><div></div></div>

**55. The skills lab coordinator/instructors were available to assist in practice when needed.**

Response	Frequency	Percent	Mean: 3.70
Agree	41	82.00	<div><div></div></div>
Sometimes	5	10.00	<div><div></div></div>
Agree			
Sometimes	2	4.00	<div><div></div></div>
Disagree			
Disagree	2	4.00	<div><div></div></div>
Not Applicable	0	0.00	<div><div></div></div>

**57. Sufficient time was allotted to practice skills.**

Response	Frequency	Percent	Mean: 3.73
Agree	41	80.39	<div><div></div></div>
Sometimes	7	13.73	<div><div></div></div>
Agree			
Sometimes	2	3.92	<div><div></div></div>
Disagree			
Disagree	1	1.96	<div><div></div></div>
Not Applicable	0	0.00	<div><div></div></div>

**52. The skills lab coordinator/instructors explained expectations satisfactorily.**

Response	Frequency	Percent	Mean: 3.65
Agree	41	80.39	<div><div></div></div>
Sometimes	5	9.80	<div><div></div></div>
Agree			
Sometimes	2	3.92	<div><div></div></div>
Disagree			
Disagree	3	5.88	<div><div></div></div>
Not Applicable	0	0.00	<div><div></div></div>

**54. The skills lab coordinator/instructors answered questions satisfactorily.**

Response	Frequency	Percent	Mean: 3.60
Agree	39	78.00	<div><div></div></div>
Sometimes	5	10.00	<div><div></div></div>
Agree			
Sometimes	3	6.00	<div><div></div></div>
Disagree			
Disagree	3	6.00	<div><div></div></div>
Not Applicable	0	0.00	<div><div></div></div>

**56. Adequate equipment was available.**

Response	Frequency	Percent	Mean: 3.69
Agree	39	76.47	<div><div></div></div>
Sometimes	9	17.65	<div><div></div></div>
Agree			
Sometimes	2	3.92	<div><div></div></div>
Disagree			
Disagree	1	1.96	<div><div></div></div>
Not Applicable	0	0.00	<div><div></div></div>

**58. Sufficient time was allotted for check-offs.**

Response	Frequency	Percent	Mean: 3.76
Agree	42	84.00	<div><div></div></div>
Sometimes	6	12.00	<div><div></div></div>
Agree			
Sometimes	0	0.00	<div><div></div></div>
Disagree			
Disagree	2	4.00	<div><div></div></div>
Not Applicable	0	0.00	<div><div></div></div>