

Trinity Valley Community College

ADN Transition Evaluation Report - Summer 2015

Please choose Instructor:

Response	Frequency	Percent	Mean: 5.53
Gail Ellis	1	5.26	<div><div></div></div>
Larry Eustace	7	36.84	<div><div></div></div>
Mary Krieger	0	0.00	<div><div></div></div>
Jennie Schneider	0	0.00	<div><div></div></div>
Jody Johnson	4	21.05	<div><div></div></div>
Dyna Tutt	0	0.00	<div><div></div></div>
Christi Doherty	5	26.32	<div><div></div></div>
Karen Neighbors	2	10.53	<div><div></div></div>

Please choose your facility:

Response	Frequency	Percent	Mean: 6.89
Doctors Hospital at White Rock Lake - Dallas	0	0.00	<div><div></div></div>
East Texas Medical Center Athens	0	0.00	<div><div></div></div>
Ennis Regional Medical Center	3	15.79	<div><div></div></div>
Hunt Regional Healthcare - Greenville	0	0.00	<div><div></div></div>
Lake Pointe Medical Center - Rowlett	4	21.05	<div><div></div></div>
Palestine Regional Medical Center - Palestine	0	0.00	<div><div></div></div>
Texas Health Presbyterian Hospital of Kaufman	6	31.58	<div><div></div></div>
Texas Health Presbyterian Hospital of Rockwall	0	0.00	<div><div></div></div>
Terrell State Hospital	0	0.00	<div><div></div></div>
Texas Regional Medical Center	6	31.58	<div><div></div></div>

1. The unit objectives were clearly stated, measurable, and attainable.

Response	Frequency	Percent	Mean: 3.42
Agree	12	63.16	<div><div></div></div>
Sometimes Agree	4	21.05	<div><div></div></div>
Sometimes Disagree	2	10.53	<div><div></div></div>
Disagree	1	5.26	<div><div></div></div>
Not Applicable	0	0.00	<div><div></div></div>

2. The tests covered the unit objectives.

Response	Frequency	Percent	Mean: 3.21
Agree	9	47.37	<div><div></div></div>
Sometimes Agree	5	26.32	<div><div></div></div>
Sometimes Disagree	5	26.32	<div><div></div></div>
Disagree	0	0.00	<div><div></div></div>
Not Applicable	0	0.00	<div><div></div></div>

3. The classroom instructors presented current information about their topics.

Response	Frequency	Percent	Mean: 3.42
Agree	10	52.63	<div><div></div></div>
Sometimes	7	36.84	<div><div></div></div>
Agree			
Sometimes	2	10.53	<div><div></div></div>
Disagree			
Disagree	0	0.00	<div><div></div></div>
Not Applicable	0	0.00	<div><div></div></div>

5. The classroom presentations were understandable.

Response	Frequency	Percent	Mean: 3.32
Agree	9	47.37	<div><div></div></div>
Sometimes	8	42.11	<div><div></div></div>
Agree			
Sometimes	1	5.26	<div><div></div></div>
Disagree			
Disagree	1	5.26	<div><div></div></div>
Not Applicable	0	0.00	<div><div></div></div>

7. The classroom instructors answered my questions satisfactorily.

Response	Frequency	Percent	Mean: 3.37
Agree	10	52.63	<div><div></div></div>
Sometimes	6	31.58	<div><div></div></div>
Agree			
Sometimes	3	15.79	<div><div></div></div>
Disagree			
Disagree	0	0.00	<div><div></div></div>
Not Applicable	0	0.00	<div><div></div></div>

9. The classroom instructors used a variety of techniques to engage me in the course.

Response	Frequency	Percent	Mean: 3.21
Agree	8	42.11	<div><div></div></div>
Sometimes	7	36.84	<div><div></div></div>
Agree			
Sometimes	4	21.05	<div><div></div></div>
Disagree			
Disagree	0	0.00	<div><div></div></div>
Not Applicable	0	0.00	<div><div></div></div>

4. The classroom instructors were organized in their presentations.

Response	Frequency	Percent	Mean: 2.89
Agree	7	36.84	<div><div></div></div>
Sometimes	4	21.05	<div><div></div></div>
Agree			
Sometimes	7	36.84	<div><div></div></div>
Disagree			
Disagree	1	5.26	<div><div></div></div>
Not Applicable	0	0.00	<div><div></div></div>

6. The classroom instructors reinforced main points by use of specific examples.

Response	Frequency	Percent	Mean: 3.26
Agree	9	47.37	<div><div></div></div>
Sometimes	6	31.58	<div><div></div></div>
Agree			
Sometimes	4	21.05	<div><div></div></div>
Disagree			
Disagree	0	0.00	<div><div></div></div>
Not Applicable	0	0.00	<div><div></div></div>






8. The classroom instructors used a variety of effective instructional techniques to implement the curriculum.

Response	Frequency	Percent	Mean: 3.17
Agree	9	50.00	<div><div></div></div>
Sometimes	4	22.22	<div><div></div></div>
Agree			
Sometimes	4	22.22	<div><div></div></div>
Disagree			
Disagree	1	5.56	<div><div></div></div>
Not Applicable	0	0.00	<div><div></div></div>






10. I have improved my understanding of concepts and principles related to patient care by the instructors' presentations.

Response	Frequency	Percent	Mean: 3.21
Agree	9	47.37	<div><div></div></div>
Sometimes	6	31.58	<div><div></div></div>
Agree			
Sometimes	3	15.79	<div><div></div></div>
Disagree			
Disagree	1	5.26	<div><div></div></div>
Not Applicable	0	0.00	<div><div></div></div>






11. I was able to get help in obtaining and using library resources if I needed it.

Response	Frequency	Percent	Mean: 3.47
Agree	15	78.95	
Sometimes Agree	2	10.53	
Sometimes Disagree	0	0.00	
Disagree	0	0.00	
Not Applicable	2	10.53	






13. Blackboard resources and activities helped me in meeting the course objectives/requirements.

Response	Frequency	Percent	Mean: 3.39
Agree	9	50.00	
Sometimes Agree	7	38.89	
Sometimes Disagree	2	11.11	
Disagree	0	0.00	
Not Applicable	0	0.00	






15. I received an adequate orientation to Blackboard.

Response	Frequency	Percent	Mean: 3.74
Agree	16	84.21	
Sometimes Agree	2	10.53	
Sometimes Disagree	0	0.00	
Disagree	1	5.26	
Not Applicable	0	0.00	






17. The Pediatric/Obstetrics Textbook was easy to understand and provided adequate information to meet the course objectives.

Response	Frequency	Percent	Mean: 3.47
Agree	13	68.42	
Sometimes Agree	4	21.05	
Sometimes Disagree	1	5.26	
Disagree	0	0.00	
Not Applicable	1	5.26	






12. Learning resources are current, comprehensive, use contemporary technology, accessible and available in a timely manner.

Response	Frequency	Percent	Mean: 3.47
Agree	13	68.42	
Sometimes Agree	4	21.05	
Sometimes Disagree	1	5.26	
Disagree	0	0.00	
Not Applicable	1	5.26	






14. Support for accessing Blackboard was available if I needed it.

Response	Frequency	Percent	Mean: 3.53
Agree	14	73.68	
Sometimes Agree	3	15.79	
Sometimes Disagree	1	5.26	
Disagree	0	0.00	
Not Applicable	1	5.26	

16. The Medical-Surgical Textbook was easy to understand and provided adequate information to meet the course objectives.

Response	Frequency	Percent	Mean: 3.37
Agree	11	57.89	
Sometimes Agree	5	26.32	
Sometimes Disagree	2	10.53	
Disagree	1	5.26	
Not Applicable	0	0.00	

18. The Psychiatric Textbook was easy to understand and provided adequate information to meet the course objectives.

Response	Frequency	Percent	Mean: 3.05
Agree	10	52.63	
Sometimes Agree	6	31.58	
Sometimes Disagree	0	0.00	
Disagree	0	0.00	
Not Applicable	3	15.79	

19. The Pharmacology Textbook was easy to understand and provided adequate information to meet the course objectives.

Response	Frequency	Percent	Mean: 3.11
Agree	9	47.37	<div><div></div></div>
Sometimes Agree	6	31.58	<div><div></div></div>
Sometimes Disagree	2	10.53	<div><div></div></div>
Disagree	1	5.26	<div><div></div></div>
Not Applicable	1	5.26	<div><div></div></div>

21. The Health Assessment Textbook was easy to understand and provided adequate information to meet the course objectives.

Response	Frequency	Percent	Mean: 3.53
Agree	14	73.68	<div><div></div></div>
Sometimes Agree	3	15.79	<div><div></div></div>
Sometimes Disagree	0	0.00	<div><div></div></div>
Disagree	2	10.53	<div><div></div></div>
Not Applicable	0	0.00	<div><div></div></div>

23. The E-books were easy to navigate and helpful to me during the semester.

Response	Frequency	Percent	Mean: 2.21
Agree	5	26.32	<div><div></div></div>
Sometimes Agree	5	26.32	<div><div></div></div>
Sometimes Disagree	3	15.79	<div><div></div></div>
Disagree	1	5.26	<div><div></div></div>
Not Applicable	5	26.32	<div><div></div></div>

25. The Cerner Electronic Health Record (EHR) helped me to develop my documentation skills.

Response	Frequency	Percent	Mean: 2.47
Agree	5	26.32	<div><div></div></div>
Sometimes Agree	8	42.11	<div><div></div></div>
Sometimes Disagree	1	5.26	<div><div></div></div>
Disagree	1	5.26	<div><div></div></div>
Not Applicable	4	21.05	<div><div></div></div>

20. The Fundamentals Textbook was easy to understand and provided adequate information to meet the course objectives.

Response	Frequency	Percent	Mean: 3.53
Agree	14	73.68	<div><div></div></div>
Sometimes Agree	3	15.79	<div><div></div></div>
Sometimes Disagree	0	0.00	<div><div></div></div>
Disagree	2	10.53	<div><div></div></div>
Not Applicable	0	0.00	<div><div></div></div>

22. The Trends & Issues Textbook was easy to understand and provided adequate information to meet the course objectives.

Response	Frequency	Percent	Mean: 3.21
Agree	10	52.63	<div><div></div></div>
Sometimes Agree	6	31.58	<div><div></div></div>
Sometimes Disagree	1	5.26	<div><div></div></div>
Disagree	1	5.26	<div><div></div></div>
Not Applicable	1	5.26	<div><div></div></div>

24. The Neighborhood helped me to develop my nursing knowledge and clinical judgment.

Response	Frequency	Percent	Mean: 1.61
Agree	3	16.67	<div><div></div></div>
Sometimes Agree	5	27.78	<div><div></div></div>
Sometimes Disagree	1	5.56	<div><div></div></div>
Disagree	0	0.00	<div><div></div></div>
Not Applicable	9	50.00	<div><div></div></div>

26. Prep-U helped me to see if I was prepared for the exams.

Response	Frequency	Percent	Mean: 2.89
Agree	9	47.37	<div><div></div></div>
Sometimes Agree	4	21.05	<div><div></div></div>
Sometimes Disagree	3	15.79	<div><div></div></div>
Disagree	1	5.26	<div><div></div></div>
Not Applicable	2	10.53	<div><div></div></div>

27. The semester syllabus was easy to understand and provided adequate information to guide my progress through the semester.

Response	Frequency	Percent	Mean: 3.00
Agree	9	47.37	<div><div></div></div>
Sometimes	3	15.79	<div><div></div></div>
Agree			
Sometimes	5	26.32	<div><div></div></div>
Disagree			
Disagree	2	10.53	<div><div></div></div>
Not Applicable	0	0.00	<div><div></div></div>

29. My primary nurses or preceptors communicated adequately with me with regards to my patients.

Response	Frequency	Percent	Mean: 3.58
Agree	12	63.16	<div><div></div></div>
Sometimes	6	31.58	<div><div></div></div>
Agree			
Sometimes	1	5.26	<div><div></div></div>
Disagree			
Disagree	0	0.00	<div><div></div></div>
Not Applicable	0	0.00	<div><div></div></div>

31. My primary nurses or preceptors provided safe, competent patient care.

Response	Frequency	Percent	Mean: 3.84
Agree	16	84.21	<div><div></div></div>
Sometimes	3	15.79	<div><div></div></div>
Agree			
Sometimes	0	0.00	<div><div></div></div>
Disagree			
Disagree	0	0.00	<div><div></div></div>
Not Applicable	0	0.00	<div><div></div></div>

33. My preceptors were available to answer questions and observe skills.

Response	Frequency	Percent	Mean: 3.79
Agree	16	84.21	<div><div></div></div>
Sometimes	2	10.53	<div><div></div></div>
Agree			
Sometimes	1	5.26	<div><div></div></div>
Disagree			
Disagree	0	0.00	<div><div></div></div>
Not Applicable	0	0.00	<div><div></div></div>

28. I felt welcomed at the clinical site by the nurses.

Response	Frequency	Percent	Mean: 3.47
Agree	10	52.63	<div><div></div></div>
Sometimes	8	42.11	<div><div></div></div>
Agree			
Sometimes	1	5.26	<div><div></div></div>
Disagree			
Disagree	0	0.00	<div><div></div></div>
Not Applicable	0	0.00	<div><div></div></div>

30. My primary nurses or preceptors demonstrated professional behaviors.

Response	Frequency	Percent	Mean: 3.63
Agree	12	63.16	<div><div></div></div>
Sometimes	7	36.84	<div><div></div></div>
Agree			
Sometimes	0	0.00	<div><div></div></div>
Disagree			
Disagree	0	0.00	<div><div></div></div>
Not Applicable	0	0.00	<div><div></div></div>

32. My primary nurses or preceptors gave me constructive feedback regarding my performance.

Response	Frequency	Percent	Mean: 3.79
Agree	15	78.95	<div><div></div></div>
Sometimes	4	21.05	<div><div></div></div>
Agree			
Sometimes	0	0.00	<div><div></div></div>
Disagree			
Disagree	0	0.00	<div><div></div></div>
Not Applicable	0	0.00	<div><div></div></div>

34. During my rotation, I had the opportunity to make clinical decisions for my patients.

Response	Frequency	Percent	Mean: 2.95
Agree	6	31.58	<div><div></div></div>
Sometimes	10	52.63	<div><div></div></div>
Agree			
Sometimes	1	5.26	<div><div></div></div>
Disagree			
Disagree	0	0.00	<div><div></div></div>
Not Applicable	2	10.53	<div><div></div></div>

35. During my rotation, I was able to perform a variety of skills.

Response	Frequency	Percent	Mean: 2.84
Agree	7	36.84	<div><div></div></div>
Sometimes	6	31.58	<div><div></div></div>
Agree			
Sometimes	3	15.79	<div><div></div></div>
Disagree			
Disagree	2	10.53	<div><div></div></div>
Not Applicable	1	5.26	<div><div></div></div>

37. During my rotation, I was able to interact with other disciplines.

Response	Frequency	Percent	Mean: 3.44
Agree	10	55.56	<div><div></div></div>
Sometimes	7	38.89	<div><div></div></div>
Agree			
Sometimes	0	0.00	<div><div></div></div>
Disagree			
Disagree	1	5.56	<div><div></div></div>
Not Applicable	0	0.00	<div><div></div></div>

39. The facility provided an adequate orientation.

Response	Frequency	Percent	Mean: 3.58
Agree	11	57.89	<div><div></div></div>
Sometimes	8	42.11	<div><div></div></div>
Agree			
Sometimes	0	0.00	<div><div></div></div>
Disagree			
Disagree	0	0.00	<div><div></div></div>
Not Applicable	0	0.00	<div><div></div></div>

41. I had an overall positive learning experience at my clinical rotation.

Response	Frequency	Percent	Mean: 3.74
Agree	15	78.95	<div><div></div></div>
Sometimes	3	15.79	<div><div></div></div>
Agree			
Sometimes	1	5.26	<div><div></div></div>
Disagree			
Disagree	0	0.00	<div><div></div></div>
Not Applicable	0	0.00	<div><div></div></div>

36. During my rotation, I was able to implement client teaching.

Response	Frequency	Percent	Mean: 3.53
Agree	14	73.68	<div><div></div></div>
Sometimes	3	15.79	<div><div></div></div>
Agree			
Sometimes	1	5.26	<div><div></div></div>
Disagree			
Disagree	0	0.00	<div><div></div></div>
Not Applicable	1	5.26	<div><div></div></div>

38. During my rotation, I was able to document on the client's electronic health record.

Response	Frequency	Percent	Mean: 2.11
Agree	7	36.84	<div><div></div></div>
Sometimes	2	10.53	<div><div></div></div>
Agree			
Sometimes	1	5.26	<div><div></div></div>
Disagree			
Disagree	4	21.05	<div><div></div></div>
Not Applicable	5	26.32	<div><div></div></div>

40. During my clinical I had sufficient opportunities (quality and quantity) to meet course objectives.

Response	Frequency	Percent	Mean: 3.42
Agree	11	57.89	<div><div></div></div>
Sometimes	6	31.58	<div><div></div></div>
Agree			
Sometimes	1	5.26	<div><div></div></div>
Disagree			
Disagree	1	5.26	<div><div></div></div>
Not Applicable	0	0.00	<div><div></div></div>

42. My clinical instructor was on time for clinical.

Response	Frequency	Percent	Mean: 4.00
Agree	19	100.00	<div><div></div></div>
Sometimes	0	0.00	<div><div></div></div>
Agree			
Sometimes	0	0.00	<div><div></div></div>
Disagree			
Disagree	0	0.00	<div><div></div></div>
Not Applicable	0	0.00	<div><div></div></div>

43. My clinical instructor encouraged me to make clinical judgments.

Response	Frequency	Percent	Mean: 3.95
Agree	18	94.74	<div><div></div></div>
Sometimes	1	5.26	<div><div></div></div>
Agree			
Sometimes	0	0.00	<div><div></div></div>
Disagree			
Disagree	0	0.00	<div><div></div></div>
Not Applicable	0	0.00	<div><div></div></div>

45. My clinical instructor demonstrated evidence of current nursing knowledge.

Response	Frequency	Percent	Mean: 4.00
Agree	19	100.00	<div><div></div></div>
Sometimes	0	0.00	<div><div></div></div>
Agree			
Sometimes	0	0.00	<div><div></div></div>
Disagree			
Disagree	0	0.00	<div><div></div></div>
Not Applicable	0	0.00	<div><div></div></div>

47. My clinical instructor was available for the supervision of invasive skills.

Response	Frequency	Percent	Mean: 3.79
Agree	16	84.21	<div><div></div></div>
Sometimes	2	10.53	<div><div></div></div>
Agree			
Sometimes	1	5.26	<div><div></div></div>
Disagree			
Disagree	0	0.00	<div><div></div></div>
Not Applicable	0	0.00	<div><div></div></div>

49. My clinical instructor facilitated post-conference to enhance meeting of clinical objectives.

Response	Frequency	Percent	Mean: 3.95
Agree	18	94.74	<div><div></div></div>
Sometimes	1	5.26	<div><div></div></div>
Agree			
Sometimes	0	0.00	<div><div></div></div>
Disagree			
Disagree	0	0.00	<div><div></div></div>
Not Applicable	0	0.00	<div><div></div></div>

44. My clinical instructor promoted an environment in which I felt respected.

Response	Frequency	Percent	Mean: 4.00
Agree	19	100.00	<div><div></div></div>
Sometimes	0	0.00	<div><div></div></div>
Agree			
Sometimes	0	0.00	<div><div></div></div>
Disagree			
Disagree	0	0.00	<div><div></div></div>
Not Applicable	0	0.00	<div><div></div></div>

46. My clinical instructor demonstrated evidence of competency in nursing skills.

Response	Frequency	Percent	Mean: 4.00
Agree	19	100.00	<div><div></div></div>
Sometimes	0	0.00	<div><div></div></div>
Agree			
Sometimes	0	0.00	<div><div></div></div>
Disagree			
Disagree	0	0.00	<div><div></div></div>
Not Applicable	0	0.00	<div><div></div></div>

48. My clinical instructor provided me with constructive feedback on my progress in clinical.

Response	Frequency	Percent	Mean: 3.95
Agree	18	94.74	<div><div></div></div>
Sometimes	1	5.26	<div><div></div></div>
Agree			
Sometimes	0	0.00	<div><div></div></div>
Disagree			
Disagree	0	0.00	<div><div></div></div>
Not Applicable	0	0.00	<div><div></div></div>

50. My clinical instructor acted as a positive role model regarding patient safety, client advocacy, caring, cultural sensitivity, and collaboration.

Response	Frequency	Percent	Mean: 4.00
Agree	19	100.00	<div><div></div></div>
Sometimes	0	0.00	<div><div></div></div>
Agree			
Sometimes	0	0.00	<div><div></div></div>
Disagree			
Disagree	0	0.00	<div><div></div></div>
Not Applicable	0	0.00	<div><div></div></div>

51. The skills lab coordinator/instructors were organized.

Response	Frequency	Percent	Mean: 3.63
Agree	12	63.16	<div><div></div></div>
Sometimes	7	36.84	<div><div></div></div>
Agree			
Sometimes	0	0.00	<div><div></div></div>
Disagree			
Disagree	0	0.00	<div><div></div></div>
Not Applicable	0	0.00	<div><div></div></div>

53. The skills lab coordinator/instructors evaluated performance according to specified criteria.

Response	Frequency	Percent	Mean: 3.79
Agree	15	78.95	<div><div></div></div>
Sometimes	4	21.05	<div><div></div></div>
Agree			
Sometimes	0	0.00	<div><div></div></div>
Disagree			
Disagree	0	0.00	<div><div></div></div>
Not Applicable	0	0.00	<div><div></div></div>

55. The skills lab coordinator/instructors were available to assist in practice when needed.

Response	Frequency	Percent	Mean: 3.83
Agree	16	88.89	<div><div></div></div>
Sometimes	1	5.56	<div><div></div></div>
Agree			
Sometimes	1	5.56	<div><div></div></div>
Disagree			
Disagree	0	0.00	<div><div></div></div>
Not Applicable	0	0.00	<div><div></div></div>

57. Sufficient time was allotted to practice skills.

Response	Frequency	Percent	Mean: 3.79
Agree	16	84.21	<div><div></div></div>
Sometimes	2	10.53	<div><div></div></div>
Agree			
Sometimes	1	5.26	<div><div></div></div>
Disagree			
Disagree	0	0.00	<div><div></div></div>
Not Applicable	0	0.00	<div><div></div></div>

52. The skills lab coordinator/instructors explained expectations satisfactorily.

Response	Frequency	Percent	Mean: 3.53
Agree	10	52.63	<div><div></div></div>
Sometimes	9	47.37	<div><div></div></div>
Agree			
Sometimes	0	0.00	<div><div></div></div>
Disagree			
Disagree	0	0.00	<div><div></div></div>
Not Applicable	0	0.00	<div><div></div></div>

54. The skills lab coordinator/instructors answered questions satisfactorily.

Response	Frequency	Percent	Mean: 3.58
Agree	12	63.16	<div><div></div></div>
Sometimes	6	31.58	<div><div></div></div>
Agree			
Sometimes	1	5.26	<div><div></div></div>
Disagree			
Disagree	0	0.00	<div><div></div></div>
Not Applicable	0	0.00	<div><div></div></div>

56. Adequate equipment was available.

Response	Frequency	Percent	Mean: 3.89
Agree	17	89.47	<div><div></div></div>
Sometimes	2	10.53	<div><div></div></div>
Agree			
Sometimes	0	0.00	<div><div></div></div>
Disagree			
Disagree	0	0.00	<div><div></div></div>
Not Applicable	0	0.00	<div><div></div></div>

58. Sufficient time was allotted for check-offs.

Response	Frequency	Percent	Mean: 3.95
Agree	18	94.74	<div><div></div></div>
Sometimes	1	5.26	<div><div></div></div>
Agree			
Sometimes	0	0.00	<div><div></div></div>
Disagree			
Disagree	0	0.00	<div><div></div></div>
Not Applicable	0	0.00	<div><div></div></div>