

# Trinity Valley Community College

## ADN Transition Evaluation Report - Summer 2014

### Please choose Instructor:

Response	Frequency	Percent	Mean: 2.99
Gail Ellis	29	29.00	<div><div></div></div>
Larry Eustace	18	18.00	<div><div></div></div>
Mary Krieger	20	20.00	<div><div></div></div>
Jennie Schneider	1	1.00	<div><div></div></div>
Jody Johnson	2	2.00	<div><div></div></div>
<b>Missing</b>	30	30.00	<div><div></div></div>

### 1. The unit objectives were clearly stated, measurable, and attainable.

Response	Frequency	Percent	Mean: 3.67
Agree	73	73.00	<div><div></div></div>
Sometimes Agree	21	21.00	<div><div></div></div>
Sometimes Disagree	6	6.00	<div><div></div></div>
Disagree	0	0.00	<div><div></div></div>
Not Applicable	0	0.00	<div><div></div></div>
<b>Missing</b>	0	0.00	<div><div></div></div>







### Please choose your facility:

Response	Frequency	Percent	Mean: 5.02
Doctors Hospital at White Rock Lake - Dallas	17	17.00	<div><div></div></div>
East Texas Medical Center Athens	19	19.00	<div><div></div></div>
Ennis Regional Medical Center	0	0.00	<div><div></div></div>
Hunt Regional Healthcare - Greenville	1	1.00	<div><div></div></div>
Lake Pointe Medical Center - Rowlett	23	23.00	<div><div></div></div>
Palestine Regional Medical Center - Palestine	0	0.00	<div><div></div></div>
Texas Health Presbyterian Hospital of Kaufman	18	18.00	<div><div></div></div>
Texas Health Presbyterian Hospital of Rockwall	9	9.00	<div><div></div></div>
Terrell State Hospital	0	0.00	<div><div></div></div>
Texas Regional Medical Center	13	13.00	<div><div></div></div>
<b>Missing</b>	0	0.00	<div><div></div></div>







### 2. The tests covered the unit objectives.

Response	Frequency	Percent	Mean: 3.58
Agree	66	66.00	<div><div></div></div>
Sometimes Agree	25	25.00	<div><div></div></div>
Sometimes Disagree	5	5.00	<div><div></div></div>
Disagree	2	2.00	<div><div></div></div>
Not Applicable	0	0.00	<div><div></div></div>
<b>Missing</b>	2	2.00	<div><div></div></div>







**3. The classroom instructors presented current information about their topics.**

Response	Frequency	Percent	Mean: 3.67
Agree	72	72.00	
Sometimes Agree	23	23.00	
Sometimes Disagree	5	5.00	
Disagree	0	0.00	
Not Applicable	0	0.00	
Missing	0	0.00	







**5. The classroom presentations were understandable.**

Response	Frequency	Percent	Mean: 3.61
Agree	69	69.00	
Sometimes Agree	24	24.00	
Sometimes Disagree	6	6.00	
Disagree	1	1.00	
Not Applicable	0	0.00	
Missing	0	0.00	







**7. The classroom instructors answered my questions satisfactorily.**

Response	Frequency	Percent	Mean: 3.60
Agree	71	71.00	
Sometimes Agree	23	23.00	
Sometimes Disagree	3	3.00	
Disagree	1	1.00	
Not Applicable	2	2.00	
Missing	0	0.00	







**4. The classroom instructors were organized in their presentations.**

Response	Frequency	Percent	Mean: 3.47
Agree	62	62.00	
Sometimes Agree	24	24.00	
Sometimes Disagree	13	13.00	
Disagree	1	1.00	
Not Applicable	0	0.00	
Missing	0	0.00	







**6. The classroom instructors reinforced main points by use of specific examples.**

Response	Frequency	Percent	Mean: 3.56
Agree	66	66.00	
Sometimes Agree	24	24.00	
Sometimes Disagree	10	10.00	
Disagree	0	0.00	
Not Applicable	0	0.00	
Missing	0	0.00	







**8. The classroom instructors used a variety of effective instructional techniques to implement the curriculum.**

Response	Frequency	Percent	Mean: 3.50
Agree	66	66.00	
Sometimes Agree	24	24.00	
Sometimes Disagree	5	5.00	
Disagree	4	4.00	
Not Applicable	1	1.00	
Missing	0	0.00	







**9. The classroom instructors used a variety of techniques to engage me in the course.**

Response	Frequency	Percent	Mean: 3.49
Agree	59	59.00	
Sometimes Agree	30	30.00	
Sometimes Disagree	7	7.00	
Disagree	2	2.00	
Not Applicable	0	0.00	
Missing	2	2.00	







**11. I was able to get help in obtaining and using library resources if I needed it.**

Response	Frequency	Percent	Mean: 3.70
Agree	84	84.00	
Sometimes Agree	10	10.00	
Sometimes Disagree	0	0.00	
Disagree	0	0.00	
Not Applicable	5	5.00	
Missing	1	1.00	







**13. Blackboard resources and activities helped me in meeting the course objectives/requirements.**

Response	Frequency	Percent	Mean: 3.64
Agree	71	71.00	
Sometimes Agree	20	20.00	
Sometimes Disagree	8	8.00	
Disagree	0	0.00	
Not Applicable	0	0.00	
Missing	1	1.00	







**10. I have improved my understanding of concepts and principles related to patient care by the instructors' presentations.**

Response	Frequency	Percent	Mean: 3.57
Agree	65	65.00	
Sometimes Agree	28	28.00	
Sometimes Disagree	6	6.00	
Disagree	1	1.00	
Not Applicable	0	0.00	
Missing	0	0.00	







**12. Learning resources are current, comprehensive, use contemporary technology, accessible and available in a timely manner.**

Response	Frequency	Percent	Mean: 3.60
Agree	69	69.00	
Sometimes Agree	26	26.00	
Sometimes Disagree	3	3.00	
Disagree	0	0.00	
Not Applicable	2	2.00	
Missing	0	0.00	







**14. Support for accessing Blackboard was available if I needed it.**

Response	Frequency	Percent	Mean: 3.66
Agree	82	82.00	
Sometimes Agree	8	8.00	
Sometimes Disagree	3	3.00	
Disagree	1	1.00	
Not Applicable	4	4.00	
Missing	2	2.00	







**15. I received an adequate orientation to Blackboard.**

Response	Frequency	Percent	Mean: 3.68
Agree	74	74.00	
Sometimes Agree	19	19.00	
Sometimes Disagree	3	3.00	
Disagree	2	2.00	
Not Applicable	0	0.00	
Missing	2	2.00	







**17. The Pediatric/Obstetrics Textbook was easy to understand and provided adequate information to meet the course objectives.**

Response	Frequency	Percent	Mean: 3.52
Agree	71	71.00	
Sometimes Agree	22	22.00	
Sometimes Disagree	1	1.00	
Disagree	0	0.00	
Not Applicable	6	6.00	
Missing	0	0.00	







**19. The Pharmacology Textbook was easy to understand and provided adequate information to meet the course objectives.**

Response	Frequency	Percent	Mean: 3.11
Agree	58	58.00	
Sometimes Agree	24	24.00	
Sometimes Disagree	3	3.00	
Disagree	1	1.00	
Not Applicable	14	14.00	
Missing	0	0.00	







**16. The Medical-Surgical Textbook was easy to understand and provided adequate information to meet the course objectives.**

Response	Frequency	Percent	Mean: 3.61
Agree	68	68.00	
Sometimes Agree	26	26.00	
Sometimes Disagree	5	5.00	
Disagree	1	1.00	
Not Applicable	0	0.00	
Missing	0	0.00	







**18. The Psychiatric Textbook was easy to understand and provided adequate information to meet the course objectives.**

Response	Frequency	Percent	Mean: 3.21
Agree	64	64.00	
Sometimes Agree	20	20.00	
Sometimes Disagree	2	2.00	
Disagree	1	1.00	
Not Applicable	13	13.00	
Missing	0	0.00	







**20. The Fundamentals Textbook was easy to understand and provided adequate information to meet the course objectives.**

Response	Frequency	Percent	Mean: 3.76
Agree	80	80.00	
Sometimes Agree	16	16.00	
Sometimes Disagree	4	4.00	
Disagree	0	0.00	
Not Applicable	0	0.00	
Missing	0	0.00	







**21. The Health Assessment Textbook was easy to understand and provided adequate information to meet the course objectives.**

Response	Frequency	Percent	Mean: 3.76
Agree	80	80.00	
Sometimes Agree	16	16.00	
Sometimes Disagree	2	2.00	
Disagree	0	0.00	
Not Applicable	1	1.00	
Missing	1	1.00	







**23. The E-books were easy to navigate and helpful to me during the semester.**

Response	Frequency	Percent	Mean: 2.18
Agree	41	41.00	
Sometimes Agree	12	12.00	
Sometimes Disagree	8	8.00	
Disagree	0	0.00	
Not Applicable	38	38.00	
Missing	1	1.00	







**25. The Cerner Electronic Health Record (EHR) helped me to develop my documentation skills.**

Response	Frequency	Percent	Mean: 3.04
Agree	49	49.00	
Sometimes Agree	20	20.00	
Sometimes Disagree	19	19.00	
Disagree	10	10.00	
Not Applicable	2	2.00	
Missing	0	0.00	







**22. The Trends & Issues Textbook was easy to understand and provided adequate information to meet the course objectives.**

Response	Frequency	Percent	Mean: 2.63
Agree	54	54.00	
Sometimes Agree	10	10.00	
Sometimes Disagree	5	5.00	
Disagree	4	4.00	
Not Applicable	26	26.00	
Missing	1	1.00	







**24. The Neighborhood helped me to develop my nursing knowledge and clinical judgment.**

Response	Frequency	Percent	Mean: 2.64
Agree	35	35.00	
Sometimes Agree	29	29.00	
Sometimes Disagree	14	14.00	
Disagree	6	6.00	
Not Applicable	15	15.00	
Missing	1	1.00	







**26. Prep-U helped me to see if I was prepared for the exams.**

Response	Frequency	Percent	Mean: 3.02
Agree	48	48.00	
Sometimes Agree	21	21.00	
Sometimes Disagree	17	17.00	
Disagree	7	7.00	
Not Applicable	5	5.00	
Missing	2	2.00	







**27. The semester syllabus was easy to understand and provided adequate information to guide my progress through the semester.**

Response	Frequency	Percent	Mean: 3.32
Agree	58	58.00	
Sometimes Agree	23	23.00	
Sometimes Disagree	12	12.00	
Disagree	7	7.00	
Not Applicable	0	0.00	
Missing	0	0.00	







**29. My primary nurses or preceptors communicated adequately with me with regards to my patients.**

Response	Frequency	Percent	Mean: 3.71
Agree	78	78.00	
Sometimes Agree	18	18.00	
Sometimes Disagree	2	2.00	
Disagree	1	1.00	
Not Applicable	1	1.00	
Missing	0	0.00	







**31. My primary nurses or preceptors provided safe, competent patient care.**

Response	Frequency	Percent	Mean: 3.82
Agree	88	88.00	
Sometimes Agree	6	6.00	
Sometimes Disagree	4	4.00	
Disagree	0	0.00	
Not Applicable	1	1.00	
Missing	1	1.00	







**28. I felt welcomed at the clinical site by the nurses.**

Response	Frequency	Percent	Mean: 3.60
Agree	71	71.00	
Sometimes Agree	23	23.00	
Sometimes Disagree	2	2.00	
Disagree	3	3.00	
Not Applicable	1	1.00	
Missing	0	0.00	







**30. My primary nurses or preceptors demonstrated professional behaviors.**

Response	Frequency	Percent	Mean: 3.76
Agree	84	84.00	
Sometimes Agree	11	11.00	
Sometimes Disagree	3	3.00	
Disagree	1	1.00	
Not Applicable	1	1.00	
Missing	0	0.00	







**32. My primary nurses or preceptors gave me constructive feedback regarding my performance.**

Response	Frequency	Percent	Mean: 3.64
Agree	77	77.00	
Sometimes Agree	17	17.00	
Sometimes Disagree	2	2.00	
Disagree	1	1.00	
Not Applicable	3	3.00	
Missing	0	0.00	







**33. My preceptors were available to answer questions and observe skills.**

Response	Frequency	Percent	Mean: 3.69
Agree	80	80.00	
Sometimes Agree	13	13.00	
Sometimes Disagree	5	5.00	
Disagree	0	0.00	
Not Applicable	2	2.00	
Missing	0	0.00	







**35. During my rotation, I was able to perform a variety of skills.**

Response	Frequency	Percent	Mean: 3.36
Agree	58	58.00	
Sometimes Agree	29	29.00	
Sometimes Disagree	5	5.00	
Disagree	7	7.00	
Not Applicable	1	1.00	
Missing	0	0.00	







**37. During my rotation, I was able to interact with other disciplines.**

Response	Frequency	Percent	Mean: 3.65
Agree	75	75.00	
Sometimes Agree	20	20.00	
Sometimes Disagree	1	1.00	
Disagree	3	3.00	
Not Applicable	1	1.00	
Missing	0	0.00	







**34. During my rotation, I had the opportunity to make clinical decisions for my patients.**

Response	Frequency	Percent	Mean: 3.38
Agree	64	64.00	
Sometimes Agree	24	24.00	
Sometimes Disagree	1	1.00	
Disagree	5	5.00	
Not Applicable	5	5.00	
Missing	1	1.00	







**36. During my rotation, I was able to implement client teaching.**

Response	Frequency	Percent	Mean: 3.71
Agree	82	82.00	
Sometimes Agree	13	13.00	
Sometimes Disagree	2	2.00	
Disagree	0	0.00	
Not Applicable	3	3.00	
Missing	0	0.00	







**38. During my rotation, I was able to document on the client's electronic health record.**

Response	Frequency	Percent	Mean: 3.03
Agree	60	60.00	
Sometimes Agree	9	9.00	
Sometimes Disagree	13	13.00	
Disagree	10	10.00	
Not Applicable	8	8.00	
Missing	0	0.00	







**39. The facility provided an adequate orientation.**

Response	Frequency	Percent	Mean: 3.80
Agree	87	87.00	
Sometimes Agree	10	10.00	
Sometimes Disagree	0	0.00	
Disagree	2	2.00	
Not Applicable	1	1.00	
Missing	0	0.00	







**41. I had an overall positive learning experience at my clinical rotation.**

Response	Frequency	Percent	Mean: 3.82
Agree	89	89.00	
Sometimes Agree	8	8.00	
Sometimes Disagree	0	0.00	
Disagree	2	2.00	
Not Applicable	1	1.00	
Missing	0	0.00	







**43. My clinical instructor encouraged me to make clinical judgments.**

Response	Frequency	Percent	Mean: 3.87
Agree	94	94.00	
Sometimes Agree	3	3.00	
Sometimes Disagree	0	0.00	
Disagree	2	2.00	
Not Applicable	1	1.00	
Missing	0	0.00	







**40. During my clinical I had sufficient opportunities (quality and quantity) to meet course objectives.**

Response	Frequency	Percent	Mean: 3.64
Agree	76	76.00	
Sometimes Agree	16	16.00	
Sometimes Disagree	5	5.00	
Disagree	2	2.00	
Not Applicable	1	1.00	
Missing	0	0.00	

**42. My clinical instructor was on time for clinical.**







Response	Frequency	Percent	Mean: 3.94
Agree	97	97.00	
Sometimes Agree	2	2.00	
Sometimes Disagree	0	0.00	
Disagree	0	0.00	
Not Applicable	1	1.00	
Missing	0	0.00	

**44. My clinical instructor promoted an environment in which I felt respected.**







Response	Frequency	Percent	Mean: 3.91
Agree	95	95.00	
Sometimes Agree	3	3.00	
Sometimes Disagree	1	1.00	
Disagree	0	0.00	
Not Applicable	1	1.00	
Missing	0	0.00	









**45. My clinical instructor demonstrated evidence of current nursing knowledge.**

Response	Frequency	Percent	Mean: 3.94
Agree	94	94.00	
Sometimes Agree	2	2.00	
Sometimes Disagree	0	0.00	
Disagree	0	0.00	
Not Applicable	1	1.00	
Missing	3	3.00	







**47. My clinical instructor was available for the supervision of invasive skills.**

Response	Frequency	Percent	Mean: 3.62
Agree	86	86.00	
Sometimes Agree	5	5.00	
Sometimes Disagree	1	1.00	
Disagree	1	1.00	
Not Applicable	7	7.00	
Missing	0	0.00	







**49. My clinical instructor facilitated post-conference to enhance meeting of clinical objectives.**

Response	Frequency	Percent	Mean: 3.89
Agree	92	92.00	
Sometimes Agree	7	7.00	
Sometimes Disagree	0	0.00	
Disagree	0	0.00	
Not Applicable	1	1.00	
Missing	0	0.00	







**46. My clinical instructor demonstrated evidence of competency in nursing skills.**

Response	Frequency	Percent	Mean: 3.94
Agree	97	97.00	
Sometimes Agree	2	2.00	
Sometimes Disagree	0	0.00	
Disagree	0	0.00	
Not Applicable	1	1.00	
Missing	0	0.00	







**48. My clinical instructor provided me with constructive feedback on my progress in clinical.**

Response	Frequency	Percent	Mean: 3.92
Agree	95	95.00	
Sometimes Agree	4	4.00	
Sometimes Disagree	0	0.00	
Disagree	0	0.00	
Not Applicable	1	1.00	
Missing	0	0.00	







**50. My clinical instructor acted as a positive role model regarding patient safety, client advocacy, caring, cultural sensitivity, and collaboration.**

Response	Frequency	Percent	Mean: 3.93
Agree	95	95.00	
Sometimes Agree	3	3.00	
Sometimes Disagree	0	0.00	
Disagree	0	0.00	
Not Applicable	1	1.00	
Missing	1	1.00	







**51. The skills lab coordinator/instructors were organized.**

Response	Frequency	Percent	Mean: 3.74
Agree	79	79.00	
Sometimes Agree	18	18.00	
Sometimes Disagree	2	2.00	
Disagree	0	0.00	
Not Applicable	1	1.00	
Missing	0	0.00	







**53. The skills lab coordinator/instructors evaluated performance according to specified criteria.**

Response	Frequency	Percent	Mean: 3.78
Agree	85	85.00	
Sometimes Agree	11	11.00	
Sometimes Disagree	2	2.00	
Disagree	1	1.00	
Not Applicable	1	1.00	
Missing	0	0.00	







**55. The skills lab coordinator/instructors were available to assist in practice when needed.**

Response	Frequency	Percent	Mean: 3.77
Agree	86	86.00	
Sometimes Agree	10	10.00	
Sometimes Disagree	1	1.00	
Disagree	1	1.00	
Not Applicable	2	2.00	
Missing	0	0.00	







**52. The skills lab coordinator/instructors explained expectations satisfactorily.**

Response	Frequency	Percent	Mean: 3.63
Agree	78	78.00	
Sometimes Agree	12	12.00	
Sometimes Disagree	6	6.00	
Disagree	3	3.00	
Not Applicable	1	1.00	
Missing	0	0.00	







**54. The skills lab coordinator/instructors answered questions satisfactorily.**

Response	Frequency	Percent	Mean: 3.74
Agree	83	83.00	
Sometimes Agree	11	11.00	
Sometimes Disagree	4	4.00	
Disagree	1	1.00	
Not Applicable	1	1.00	
Missing	0	0.00	






**56. Adequate equipment was available.**

Response	Frequency	Percent	Mean: 3.85
Agree	85	85.00	
Sometimes Agree	13	13.00	
Sometimes Disagree	1	1.00	
Disagree	0	0.00	
Not Applicable	0	0.00	
Missing	1	1.00	

**57. Sufficient time was allotted to practice skills.**

Response	Frequency	Percent	Mean: 3.51
Agree	72	72.00	
Sometimes Agree	13	13.00	
Sometimes Disagree	10	10.00	
Disagree	4	4.00	
Not Applicable	1	1.00	
Missing	0	0.00	

**58. Sufficient time was allotted for check-offs.**

Response	Frequency	Percent	Mean: 3.77
Agree	81	81.00	
Sometimes Agree	15	15.00	
Sometimes Disagree	2	2.00	
Disagree	0	0.00	
Not Applicable	1	1.00	
Missing	1	1.00	