

# Trinity Valley Community College

## ADN Transition Evaluation Report - Summer 2013

### Please choose Instructor:

Response	Frequency	Percent	Mean: 2.88
Lori Cook	16	28.57	<div><div></div></div>
Gail Ellis	8	14.29	<div><div></div></div>
Larry Eustace	10	17.86	<div><div></div></div>
Mary Krieger	11	19.64	<div><div></div></div>
Dyna Tutt	11	19.64	<div><div></div></div>

### Please choose your facility:

Response	Frequency	Percent	Mean: 4.52
Doctors Hospital at White Rock Lake - Dallas	10	17.86	<div><div></div></div>
East Texas Medical Center Athens	11	19.64	<div><div></div></div>
Ennis Regional Medical Center	0	0.00	<div><div></div></div>
Hunt Regional Healthcare - Greenville	0	0.00	<div><div></div></div>
Lake Pointe Medical Center - Rowlett	16	28.57	<div><div></div></div>
Palestine Regional Medical Center - Palestine	0	0.00	<div><div></div></div>
Texas Health Presbyterian Hospital of Kaufman	11	19.64	<div><div></div></div>
Texas Health Presbyterian Hospital of Rockwall	8	14.29	<div><div></div></div>
Terrell State Hospital	0	0.00	<div><div></div></div>
Texas Regional Medical Center	0	0.00	<div><div></div></div>





### 1. The unit objectives were clearly stated, measurable, and attainable.

Response	Frequency	Percent	Mean: 3.84
Agree	47	83.93	<div><div></div></div>
Sometimes Agree	9	16.07	<div><div></div></div>
Sometimes Disagree	0	0.00	<div><div></div></div>
Disagree	0	0.00	<div><div></div></div>
<i>Not Applicable</i>	0		





### 2. The tests covered the unit objectives.

Response	Frequency	Percent	Mean: 3.76
Agree	43	78.18	<div><div></div></div>
Sometimes Agree	11	20.00	<div><div></div></div>
Sometimes Disagree	1	1.82	<div><div></div></div>
Disagree	0	0.00	<div><div></div></div>
<i>Not Applicable</i>	0		





**3. The classroom instructors presented current information about their topics.**

Response	Frequency	Percent	Mean: 3.84
Agree	48	85.71	
Sometimes Agree	7	12.50	
Sometimes Disagree	1	1.79	
Disagree	0	0.00	
Not Applicable	0		





**5. The classroom presentations were understandable.**

Response	Frequency	Percent	Mean: 3.84
Agree	48	85.71	
Sometimes Agree	7	12.50	
Sometimes Disagree	1	1.79	
Disagree	0	0.00	
Not Applicable	0		





**7. The classroom instructors answered my questions satisfactorily.**

Response	Frequency	Percent	Mean: 3.85
Agree	46	85.19	
Sometimes Agree	8	14.81	
Sometimes Disagree	0	0.00	
Disagree	0	0.00	
Not Applicable	2		





**9. The classroom instructors used a variety of techniques to engage me in the course.**

Response	Frequency	Percent	Mean: 3.63
Agree	39	72.22	
Sometimes Agree	12	22.22	
Sometimes Disagree	1	1.85	
Disagree	2	3.70	
Not Applicable	0		





**4. The classroom instructors were organized in their presentations.**

Response	Frequency	Percent	Mean: 3.66
Agree	42	75.00	
Sometimes Agree	9	16.07	
Sometimes Disagree	5	8.93	
Disagree	0	0.00	
Not Applicable	0		





**6. The classroom instructors reinforced main points by use of specific examples.**

Response	Frequency	Percent	Mean: 3.77
Agree	46	82.14	
Sometimes Agree	7	12.50	
Sometimes Disagree	3	5.36	
Disagree	0	0.00	
Not Applicable	0		





**8. The classroom instructors used a variety of effective instructional techniques to implement the curriculum.**

Response	Frequency	Percent	Mean: 3.70
Agree	45	80.36	
Sometimes Agree	8	14.29	
Sometimes Disagree	0	0.00	
Disagree	3	5.36	
Not Applicable	0		





**10. I have improved my understanding of concepts and principles related to patient care by the instructors' presentations.**

Response	Frequency	Percent	Mean: 3.79
Agree	46	82.14	
Sometimes Agree	9	16.07	
Sometimes Disagree	0	0.00	
Disagree	1	1.79	
Not Applicable	0		





**11. I was able to get help in obtaining and using library resources if I needed it.**

Response	Frequency	Percent	Mean: 3.87
Agree	46	86.79	
Sometimes Agree	7	13.21	
Sometimes Disagree	0	0.00	
Disagree	0	0.00	
Not Applicable	3		





**13. Blackboard resources and activities helped me in meeting the course objectives/requirements.**

Response	Frequency	Percent	Mean: 3.82
Agree	47	83.93	
Sometimes Agree	8	14.29	
Sometimes Disagree	1	1.79	
Disagree	0	0.00	
Not Applicable	0		





**15. I received an adequate orientation to Blackboard.**

Response	Frequency	Percent	Mean: 3.78
Agree	45	81.82	
Sometimes Agree	9	16.36	
Sometimes Disagree	0	0.00	
Disagree	1	1.82	
Not Applicable	0		





**17. The Pediatric/Obstetrics Textbook was easy to understand and provided adequate information to meet the course objectives.**

Response	Frequency	Percent	Mean: 3.75
Agree	43	76.79	
Sometimes Agree	12	21.43	
Sometimes Disagree	1	1.79	
Disagree	0	0.00	
Not Applicable	0		





**12. Learning resources are current, comprehensive, use contemporary technology, accessible and available in a timely manner.**

Response	Frequency	Percent	Mean: 3.80
Agree	44	81.48	
Sometimes Agree	9	16.67	
Sometimes Disagree	1	1.85	
Disagree	0	0.00	
Not Applicable	2		





**14. Support for accessing Blackboard was available if I needed it.**

Response	Frequency	Percent	Mean: 3.92
Agree	49	92.45	
Sometimes Agree	4	7.55	
Sometimes Disagree	0	0.00	
Disagree	0	0.00	
Not Applicable	2		





**16. The Medical-Surgical Textbook was easy to understand and provided adequate information to meet the course objectives.**

Response	Frequency	Percent	Mean: 3.66
Agree	40	71.43	
Sometimes Agree	13	23.21	
Sometimes Disagree	3	5.36	
Disagree	0	0.00	
Not Applicable	0		





**18. The Psychiatric Textbook was easy to understand and provided adequate information to meet the course objectives.**

Response	Frequency	Percent	Mean: 3.71
Agree	39	76.47	
Sometimes Agree	10	19.61	
Sometimes Disagree	1	1.96	
Disagree	1	1.96	
Not Applicable	5		





**19. The Pharmacology Textbook was easy to understand and provided adequate information to meet the course objectives.**

Response	Frequency	Percent	Mean: 3.68
Agree	38	76.00	
Sometimes Agree	9	18.00	
Sometimes Disagree	2	4.00	
Disagree	1	2.00	
Not Applicable	6		





**21. The Health Assessment Textbook was easy to understand and provided adequate information to meet the course objectives.**

Response	Frequency	Percent	Mean: 3.80
Agree	44	81.48	
Sometimes Agree	9	16.67	
Sometimes Disagree	1	1.85	
Disagree	0	0.00	
Not Applicable	1		





**23. The E-books were easy to navigate and helpful to me during the semester.**

Response	Frequency	Percent	Mean: 3.67
Agree	23	76.67	
Sometimes Agree	4	13.33	
Sometimes Disagree	3	10.00	
Disagree	0	0.00	
Not Applicable	26		





**25. The Cerner Electronic Health Record (EHR) helped me to develop my documentation skills.**

Response	Frequency	Percent	Mean: 3.25
Agree	31	56.36	
Sometimes Agree	11	20.00	
Sometimes Disagree	9	16.36	
Disagree	4	7.27	
Not Applicable	1		





**20. The Fundamentals Textbook was easy to understand and provided adequate information to meet the course objectives.**

Response	Frequency	Percent	Mean: 3.73
Agree	44	78.57	
Sometimes Agree	9	16.07	
Sometimes Disagree	3	5.36	
Disagree	0	0.00	
Not Applicable	0		





**22. The Trends & Issues Textbook was easy to understand and provided adequate information to meet the course objectives.**

Response	Frequency	Percent	Mean: 3.80
Agree	36	87.80	
Sometimes Agree	3	7.32	
Sometimes Disagree	1	2.44	
Disagree	1	2.44	
Not Applicable	14		





**24. The Neighborhood helped me to develop my nursing knowledge and clinical judgment.**

Response	Frequency	Percent	Mean: 2.96
Agree	21	38.89	
Sometimes Agree	16	29.63	
Sometimes Disagree	11	20.37	
Disagree	6	11.11	
Not Applicable	2		





**26. Prep-U helped me to see if I was prepared for the exams.**

Response	Frequency	Percent	Mean: 3.43
Agree	34	64.15	
Sometimes Agree	11	20.75	
Sometimes Disagree	5	9.43	
Disagree	3	5.66	
Not Applicable	3		





**27. The semester syllabus was easy to understand and provided adequate information to guide my progress through the semester.**

Response	Frequency	Percent	Mean: 3.55
Agree	37	66.07	
Sometimes Agree	15	26.79	
Sometimes Disagree	2	3.57	
Disagree	2	3.57	
Not Applicable	0		





**29. My primary nurses or preceptors communicated adequately with me with regards to my patients.**

Response	Frequency	Percent	Mean: 3.82
Agree	46	82.14	
Sometimes Agree	10	17.86	
Sometimes Disagree	0	0.00	
Disagree	0	0.00	
Not Applicable	0		





**31. My primary nurses or preceptors provided safe, competent patient care.**

Response	Frequency	Percent	Mean: 3.88
Agree	51	91.07	
Sometimes Agree	3	5.36	
Sometimes Disagree	2	3.57	
Disagree	0	0.00	
Not Applicable	0		





**33. My preceptors were available to answer questions and observe skills.**

Response	Frequency	Percent	Mean: 3.80
Agree	47	83.93	
Sometimes Agree	7	12.50	
Sometimes Disagree	2	3.57	
Disagree	0	0.00	
Not Applicable	0		





**28. I felt welcomed at the clinical site by the nurses.**

Response	Frequency	Percent	Mean: 3.66
Agree	39	69.64	
Sometimes Agree	15	26.79	
Sometimes Disagree	2	3.57	
Disagree	0	0.00	
Not Applicable	0		





**30. My primary nurses or preceptors demonstrated professional behaviors.**

Response	Frequency	Percent	Mean: 3.86
Agree	49	87.50	
Sometimes Agree	6	10.71	
Sometimes Disagree	1	1.79	
Disagree	0	0.00	
Not Applicable	0		





**32. My primary nurses or preceptors gave me constructive feedback regarding my performance.**

Response	Frequency	Percent	Mean: 3.83
Agree	46	85.19	
Sometimes Agree	7	12.96	
Sometimes Disagree	1	1.85	
Disagree	0	0.00	
Not Applicable	2		





**34. During my rotation, I had the opportunity to make clinical decisions for my patients.**

Response	Frequency	Percent	Mean: 3.61
Agree	39	72.22	
Sometimes Agree	12	22.22	
Sometimes Disagree	0	0.00	
Disagree	3	5.56	
Not Applicable	2		





**35. During my rotation, I was able to perform a variety of skills.**

Response	Frequency	Percent	Mean: 3.45
Agree	36	64.29	
Sometimes Agree	12	21.43	
Sometimes Disagree	5	8.93	
Disagree	3	5.36	
Not Applicable	0		





**37. During my rotation, I was able to interact with other disciplines.**

Response	Frequency	Percent	Mean: 3.79
Agree	47	83.93	
Sometimes Agree	7	12.50	
Sometimes Disagree	1	1.79	
Disagree	1	1.79	
Not Applicable	0		





**39. The facility provided an adequate orientation.**

Response	Frequency	Percent	Mean: 3.88
Agree	49	87.50	
Sometimes Agree	7	12.50	
Sometimes Disagree	0	0.00	
Disagree	0	0.00	
Not Applicable	0		





**41. I had an overall positive learning experience at my clinical rotation.**

Response	Frequency	Percent	Mean: 3.93
Agree	52	92.86	
Sometimes Agree	4	7.14	
Sometimes Disagree	0	0.00	
Disagree	0	0.00	
Not Applicable	0		





**36. During my rotation, I was able to implement client teaching.**

Response	Frequency	Percent	Mean: 3.85
Agree	48	87.27	
Sometimes Agree	6	10.91	
Sometimes Disagree	1	1.82	
Disagree	0	0.00	
Not Applicable	1		





**38. During my rotation, I was able to document on the client's electronic health record.**

Response	Frequency	Percent	Mean: 3.43
Agree	38	71.70	
Sometimes Agree	5	9.43	
Sometimes Disagree	5	9.43	
Disagree	5	9.43	
Not Applicable	3		

**40. During my clinical I had sufficient opportunities (quality and quantity) to meet course objectives.**

Response	Frequency	Percent	Mean: 3.71
Agree	44	78.57	
Sometimes Agree	9	16.07	
Sometimes Disagree	2	3.57	
Disagree	1	1.79	
Not Applicable	0		

**42. My clinical instructor was on time for clinical.**

Response	Frequency	Percent	Mean: 3.98
Agree	55	98.21	
Sometimes Agree	1	1.79	
Sometimes Disagree	0	0.00	
Disagree	0	0.00	
Not Applicable	0		

**43. My clinical instructor encouraged me to make clinical judgments.**

Response	Frequency	Percent	Mean: 3.88
Agree	53	94.64	<div><div></div></div>
Sometimes Agree	1	1.79	<div><div></div></div>
Sometimes Disagree	0	0.00	<div><div></div></div>
Disagree	2	3.57	<div><div></div></div>
<i>Not Applicable</i>	0		

**45. My clinical instructor demonstrated evidence of current nursing knowledge.**

Response	Frequency	Percent	Mean: 4.00
Agree	54	100.00	<div><div></div></div>
Sometimes Agree	0	0.00	<div><div></div></div>
Sometimes Disagree	0	0.00	<div><div></div></div>
Disagree	0	0.00	<div><div></div></div>
<i>Not Applicable</i>	0		

**47. My clinical instructor was available for the supervision of invasive skills.**

Response	Frequency	Percent	Mean: 3.91
Agree	50	92.59	<div><div></div></div>
Sometimes Agree	3	5.56	<div><div></div></div>
Sometimes Disagree	1	1.85	<div><div></div></div>
Disagree	0	0.00	<div><div></div></div>
<i>Not Applicable</i>	2		

**49. My clinical instructor facilitated post-conference to enhance meeting of clinical objectives.**

Response	Frequency	Percent	Mean: 3.96
Agree	54	96.43	<div><div></div></div>
Sometimes Agree	2	3.57	<div><div></div></div>
Sometimes Disagree	0	0.00	<div><div></div></div>
Disagree	0	0.00	<div><div></div></div>
<i>Not Applicable</i>	0		

**44. My clinical instructor promoted an environment in which I felt respected.**

Response	Frequency	Percent	Mean: 4.00
Agree	56	100.00	<div><div></div></div>
Sometimes Agree	0	0.00	<div><div></div></div>
Sometimes Disagree	0	0.00	<div><div></div></div>
Disagree	0	0.00	<div><div></div></div>
<i>Not Applicable</i>	0		

**46. My clinical instructor demonstrated evidence of competency in nursing skills.**

Response	Frequency	Percent	Mean: 4.00
Agree	56	100.00	<div><div></div></div>
Sometimes Agree	0	0.00	<div><div></div></div>
Sometimes Disagree	0	0.00	<div><div></div></div>
Disagree	0	0.00	<div><div></div></div>
<i>Not Applicable</i>	0		





**48. My clinical instructor provided me with constructive feedback on my progress in clinical.**

Response	Frequency	Percent	Mean: 3.96
Agree	54	96.43	<div><div></div></div>
Sometimes Agree	2	3.57	<div><div></div></div>
Sometimes Disagree	0	0.00	<div><div></div></div>
Disagree	0	0.00	<div><div></div></div>
<i>Not Applicable</i>	0		





**50. My clinical instructor acted as a positive role model regarding patient safety, client advocacy, caring, cultural sensitivity, and collaboration.**

Response	Frequency	Percent	Mean: 4.00
Agree	55	100.00	<div><div></div></div>
Sometimes Agree	0	0.00	<div><div></div></div>
Sometimes Disagree	0	0.00	<div><div></div></div>
Disagree	0	0.00	<div><div></div></div>
<i>Not Applicable</i>	0		





**51. The skills lab coordinator/instructors were organized.**

Response	Frequency	Percent	Mean: 3.73
Agree	43	76.79	
Sometimes Agree	11	19.64	
Sometimes Disagree	2	3.57	
Disagree	0	0.00	
Not Applicable	0		





**53. The skills lab coordinator/instructors evaluated performance according to specified criteria.**

Response	Frequency	Percent	Mean: 3.88
Agree	51	91.07	
Sometimes Agree	3	5.36	
Sometimes Disagree	2	3.57	
Disagree	0	0.00	
Not Applicable	0		





**55. The skills lab coordinator/instructors were available to assist in practice when needed.**

Response	Frequency	Percent	Mean: 3.85
Agree	50	90.91	
Sometimes Agree	3	5.45	
Sometimes Disagree	1	1.82	
Disagree	1	1.82	
Not Applicable	1		





**57. Sufficient time was allotted to practice skills.**

Response	Frequency	Percent	Mean: 3.59
Agree	41	73.21	
Sometimes Agree	8	14.29	
Sometimes Disagree	6	10.71	
Disagree	1	1.79	
Not Applicable	0		





**52. The skills lab coordinator/instructors explained expectations satisfactorily.**

Response	Frequency	Percent	Mean: 3.68
Agree	46	82.14	
Sometimes Agree	5	8.93	
Sometimes Disagree	2	3.57	
Disagree	3	5.36	
Not Applicable	0		





**54. The skills lab coordinator/instructors answered questions satisfactorily.**

Response	Frequency	Percent	Mean: 3.82
Agree	50	89.29	
Sometimes Agree	3	5.36	
Sometimes Disagree	2	3.57	
Disagree	1	1.79	
Not Applicable	0		

**56. Adequate equipment was available.**

Response	Frequency	Percent	Mean: 3.85
Agree	47	85.45	
Sometimes Agree	8	14.55	
Sometimes Disagree	0	0.00	
Disagree	0	0.00	
Not Applicable	0		

**58. Sufficient time was allotted for check-offs.**

Response	Frequency	Percent	Mean: 3.84
Agree	47	85.45	
Sometimes Agree	7	12.73	
Sometimes Disagree	1	1.82	
Disagree	0	0.00	
Not Applicable	0		