

Trinity Valley Community College

ADN Level I

Fall 2019

1. The concept objectives were clearly stated, measurable, and attainable.

Response	Frequency	Percent	Mean: 3.50
Agree	35	70.00	<div><div></div></div>
Sometimes	8	16.00	<div><div></div></div>
Agree			
Sometimes	4	8.00	<div><div></div></div>
Disagree			
Disagree	3	6.00	<div><div></div></div>

2. The tests covered the concept objectives.

Response	Frequency	Percent	Mean: 3.40
Agree	30	60.00	<div><div></div></div>
Sometimes	11	22.00	<div><div></div></div>
Agree			
Sometimes	8	16.00	<div><div></div></div>
Disagree			
Disagree	1	2.00	<div><div></div></div>

3. The classroom instructors presented current information about their concepts and key exemplars.

Response	Frequency	Percent	Mean: 3.44
Agree	30	60.00	<div><div></div></div>
Sometimes	13	26.00	<div><div></div></div>
Agree			
Sometimes	6	12.00	<div><div></div></div>
Disagree			
Disagree	1	2.00	<div><div></div></div>

4. The classroom instructors were organized in their presentations.

Response	Frequency	Percent	Mean: 3.08
Agree	22	44.00	<div><div></div></div>
Sometimes	15	30.00	<div><div></div></div>
Agree			
Sometimes	8	16.00	<div><div></div></div>
Disagree			
Disagree	5	10.00	<div><div></div></div>

5. The classroom presentations covered the concepts in depth in voice over PowerPoint or class presentations.

Response	Frequency	Percent	Mean: 3.26
Agree	26	52.00	<div><div></div></div>
Sometimes	13	26.00	<div><div></div></div>
Agree			
Sometimes	9	18.00	<div><div></div></div>
Disagree			
Disagree	2	4.00	<div><div></div></div>

6. The classroom instructors asked questions during class which stimulated discussion and critical thinking.

Response	Frequency	Percent	Mean: 3.56
Agree	32	64.00	<div><div></div></div>
Sometimes	14	28.00	<div><div></div></div>
Agree			
Sometimes	4	8.00	<div><div></div></div>
Disagree			
Disagree	0	0.00	<div><div></div></div>

7. The classroom instructors answered my questions satisfactorily.

Response	Frequency	Percent	Mean: 3.42
Agree	32	64.00	<div><div></div></div>
Sometimes	9	18.00	<div><div></div></div>
Agree			
Sometimes	7	14.00	<div><div></div></div>
Disagree			
Disagree	2	4.00	<div><div></div></div>

8. The classroom instructors used a variety of interactive activities to help students gain a deeper understanding of the concepts and exemplars.

Response	Frequency	Percent	Mean: 3.36
Agree	27	54.00	<div><div></div></div>
Sometimes	16	32.00	<div><div></div></div>
Agree			
Sometimes	5	10.00	<div><div></div></div>
Disagree			
Disagree	2	4.00	<div><div></div></div>

9. I felt engaged during the classroom presentations and activities.

Response	Frequency	Percent	Mean: 3.20
Agree	26	52.00	<div><div></div></div>
Sometimes	11	22.00	<div><div></div></div>
Agree			
Sometimes	10	20.00	<div><div></div></div>
Disagree			
Disagree	3	6.00	<div><div></div></div>

11. I was able to get help in obtaining and using library resources if I needed it.

Response	Frequency	Percent	Mean: 3.60
Agree	38	76.00	<div><div></div></div>
Sometimes	8	16.00	<div><div></div></div>
Agree			
Sometimes	0	0.00	<div><div></div></div>
Disagree			
Disagree	4	8.00	<div><div></div></div>

13. Canvas resources and activities helped me in meeting the course objectives/requirements.

Response	Frequency	Percent	Mean: 3.60
Agree	36	72.00	<div><div></div></div>
Sometimes	9	18.00	<div><div></div></div>
Agree			
Sometimes	4	8.00	<div><div></div></div>
Disagree			
Disagree	1	2.00	<div><div></div></div>

15. I received an adequate orientation to Canvas.

Response	Frequency	Percent	Mean: 3.76
Agree	42	84.00	<div><div></div></div>
Sometimes	6	12.00	<div><div></div></div>
Agree			
Sometimes	0	0.00	<div><div></div></div>
Disagree			
Disagree	2	4.00	<div><div></div></div>

10. I have improved my understanding of concepts and principles related to patient care by the instructors' presentations.

Response	Frequency	Percent	Mean: 3.48
Agree	32	64.00	<div><div></div></div>
Sometimes	12	24.00	<div><div></div></div>
Agree			
Sometimes	4	8.00	<div><div></div></div>
Disagree			
Disagree	2	4.00	<div><div></div></div>

12. Learning resources are current, comprehensive, use contemporary technology, accessible and available in a timely manner.

Response	Frequency	Percent	Mean: 3.67
Agree	40	80.00	<div><div></div></div>
Sometimes	3	6.00	<div><div></div></div>
Agree			
Sometimes	5	10.00	<div><div></div></div>
Disagree			
Disagree	1	2.00	<div><div></div></div>
Invalid	1	2.00	<div><div></div></div>

14. Support for accessing Canvas was available if I needed it.

Response	Frequency	Percent	Mean: 3.88
Agree	45	90.00	<div><div></div></div>
Sometimes	4	8.00	<div><div></div></div>
Agree			
Sometimes	1	2.00	<div><div></div></div>
Disagree			
Disagree	0	0.00	<div><div></div></div>

16. The Medical-Surgical Textbook was easy to understand and provided adequate information to meet the course objectives.

Response	Frequency	Percent	Mean: 3.88
Agree	44	88.00	<div><div></div></div>
Sometimes	6	12.00	<div><div></div></div>
Agree			
Sometimes	0	0.00	<div><div></div></div>
Disagree			
Disagree	0	0.00	<div><div></div></div>

17. The Concept Textbook was easy to understand and provided adequate information to meet the course objectives.

Response	Frequency	Percent	Mean: 3.80
Agree	42	84.00	<div><div></div></div>
Sometimes	7	14.00	<div><div></div></div>
Agree			
Sometimes	0	0.00	<div><div></div></div>
Disagree			
Disagree	1	2.00	<div><div></div></div>

19. The Pediatric/Obstetrics Textbook was easy to understand and provided adequate information to meet the course objectives.

Response	Frequency	Percent	Mean: 3.65
Agree	34	68.00	<div><div></div></div>
Sometimes	13	26.00	<div><div></div></div>
Agree			
Sometimes	2	4.00	<div><div></div></div>
Disagree			
Disagree	0	0.00	<div><div></div></div>
Invalid	1	2.00	<div><div></div></div>

21. The Drug guide was easy to understand and provided adequate information to meet the course objectives.

Response	Frequency	Percent	Mean: 3.78
Agree	42	84.00	<div><div></div></div>
Sometimes	6	12.00	<div><div></div></div>
Agree			
Sometimes	1	2.00	<div><div></div></div>
Disagree			
Disagree	1	2.00	<div><div></div></div>

23. The Health Assessment Textbook was easy to understand and provided adequate information to meet the course objectives.

Response	Frequency	Percent	Mean: 3.68
Agree	37	74.00	<div><div></div></div>
Sometimes	10	20.00	<div><div></div></div>
Agree			
Sometimes	3	6.00	<div><div></div></div>
Disagree			
Disagree	0	0.00	<div><div></div></div>

18. The Nursing Care Plan Textbook was easy to understand and provided adequate information to meet the course objectives.

Response	Frequency	Percent	Mean: 3.77
Agree	37	74.00	<div><div></div></div>
Sometimes	9	18.00	<div><div></div></div>
Agree			
Sometimes	1	2.00	<div><div></div></div>
Disagree			
Disagree	0	0.00	<div><div></div></div>
Invalid	3	6.00	<div><div></div></div>

20. The Psychiatric Textbook was easy to understand and provided adequate information to meet the course objectives.

Response	Frequency	Percent	Mean: 3.77
Agree	39	78.00	<div><div></div></div>
Sometimes	7	14.00	<div><div></div></div>
Agree			
Sometimes	2	4.00	<div><div></div></div>
Disagree			
Disagree	0	0.00	<div><div></div></div>
Invalid	2	4.00	<div><div></div></div>

22. The Fundamentals Textbook was easy to understand and provided adequate information to meet the course objectives.

Response	Frequency	Percent	Mean: 3.88
Agree	45	90.00	<div><div></div></div>
Sometimes	4	8.00	<div><div></div></div>
Agree			
Sometimes	1	2.00	<div><div></div></div>
Disagree			
Disagree	0	0.00	<div><div></div></div>

24. The Trends & Issues Textbook was easy to understand and provided adequate information to meet the course objectives.

Response	Frequency	Percent	Mean: 3.57
Agree	30	60.00	<div><div></div></div>
Sometimes	15	30.00	<div><div></div></div>
Agree			
Sometimes	1	2.00	<div><div></div></div>
Disagree			
Disagree	1	2.00	<div><div></div></div>
Invalid	3	6.00	<div><div></div></div>

25. The APA guide was easy to understand and provided adequate information to meet the course objectives.

Response	Frequency	Percent	Mean: 3.50
Agree	29	58.00	<div><div></div></div>
Sometimes Agree	13	26.00	<div><div></div></div>
Sometimes Disagree	2	4.00	<div><div></div></div>
Disagree	2	4.00	<div><div></div></div>
Invalid	4	8.00	<div><div></div></div>

27. The E-books were easy to navigate and helpful to me during the semester.

Response	Frequency	Percent	Mean: 3.71
Agree	36	72.00	<div><div></div></div>
Sometimes Agree	6	12.00	<div><div></div></div>
Sometimes Disagree	2	4.00	<div><div></div></div>
Disagree	1	2.00	<div><div></div></div>
Invalid	5	10.00	<div><div></div></div>

29. EHR Tutor helped me to develop my documentation skills.

Response	Frequency	Percent	Mean: 3.60
Agree	33	66.00	<div><div></div></div>
Sometimes Agree	11	22.00	<div><div></div></div>
Sometimes Disagree	4	8.00	<div><div></div></div>
Disagree	0	0.00	<div><div></div></div>
Invalid	2	4.00	<div><div></div></div>

26. The Pocket skills lab book was easy to understand and provided adequate information to meet the course objectives.

Response	Frequency	Percent	Mean: 3.78
Agree	41	82.00	<div><div></div></div>
Sometimes Agree	5	10.00	<div><div></div></div>
Sometimes Disagree	3	6.00	<div><div></div></div>
Disagree	0	0.00	<div><div></div></div>
Invalid	1	2.00	<div><div></div></div>

28. The Elsevier Adaptive Quizzing helped me to develop my nursing knowledge and clinical judgment.

Response	Frequency	Percent	Mean: 3.60
Agree	37	74.00	<div><div></div></div>
Sometimes Agree	8	16.00	<div><div></div></div>
Sometimes Disagree	3	6.00	<div><div></div></div>
Disagree	2	4.00	<div><div></div></div>

30. The semester syllabus was easy to understand and provided adequate information to guide my progress through the semester.

Response	Frequency	Percent	Mean: 3.36
Agree	29	58.00	<div><div></div></div>
Sometimes Agree	13	26.00	<div><div></div></div>
Sometimes Disagree	5	10.00	<div><div></div></div>
Disagree	3	6.00	<div><div></div></div>

Trinity Valley Community College

ADN Level I

Fall 2019

Ennis Care Center

31. I felt welcomed at the clinical site by the nurses.

Response	Frequency	Percent	Mean: 3.17
Agree	3	50.00	<div><div></div></div>
Sometimes	1	16.67	<div><div></div></div>
Agree			
Sometimes	2	33.33	<div><div></div></div>
Disagree			
Disagree	0	0.00	<div><div></div></div>

33. I had adequate opportunities to complete the focused concept assignments.

Response	Frequency	Percent	Mean: 3.33
Agree	4	66.67	<div><div></div></div>
Sometimes	1	16.67	<div><div></div></div>
Agree			
Sometimes	0	0.00	<div><div></div></div>
Disagree			
Disagree	1	16.67	<div><div></div></div>

35. I had the opportunity to perform several assessments on the residents.

Response	Frequency	Percent	Mean: 3.83
Agree	5	83.33	<div><div></div></div>
Sometimes	1	16.67	<div><div></div></div>
Agree			
Sometimes	0	0.00	<div><div></div></div>
Disagree			
Disagree	0	0.00	<div><div></div></div>

37. During my rotation, I was able to interact with the facility staff.

Response	Frequency	Percent	Mean: 3.33
Agree	3	50.00	<div><div></div></div>
Sometimes	2	33.33	<div><div></div></div>
Agree			
Sometimes	1	16.67	<div><div></div></div>
Disagree			
Disagree	0	0.00	<div><div></div></div>

32. The facility staff demonstrated professional behaviors.

Response	Frequency	Percent	Mean: 3.33
Agree	3	50.00	<div><div></div></div>
Sometimes	2	33.33	<div><div></div></div>
Agree			
Sometimes	1	16.67	<div><div></div></div>
Disagree			
Disagree	0	0.00	<div><div></div></div>

34. The focused assignments helped to reinforce what I had learned about concepts in class.

Response	Frequency	Percent	Mean: 3.67
Agree	4	66.67	<div><div></div></div>
Sometimes	2	33.33	<div><div></div></div>
Agree			
Sometimes	0	0.00	<div><div></div></div>
Disagree			
Disagree	0	0.00	<div><div></div></div>

36. During my rotation, I was able to perform a variety of basic skills.

Response	Frequency	Percent	Mean: 3.17
Agree	4	66.67	<div><div></div></div>
Sometimes	0	0.00	<div><div></div></div>
Agree			
Sometimes	1	16.67	<div><div></div></div>
Disagree			
Disagree	1	16.67	<div><div></div></div>

38. The facility provided an adequate orientation.

Response	Frequency	Percent	Mean: 3.00
Agree	3	50.00	<div><div></div></div>
Sometimes	1	16.67	<div><div></div></div>
Agree			
Sometimes	1	16.67	<div><div></div></div>
Disagree			
Disagree	1	16.67	<div><div></div></div>

39. During my clinical I had sufficient opportunities (quality and quantity) to meet course objectives.

Response	Frequency	Percent	Mean: 3.17
Agree	3	50.00	<div><div></div></div>
Sometimes	2	33.33	<div><div></div></div>
Agree			
Sometimes	0	0.00	<div><div></div></div>
Disagree			
Disagree	1	16.67	<div><div></div></div>

40. I had an overall positive learning experience at my clinical rotation.

Response	Frequency	Percent	Mean: 3.17
Agree	3	50.00	<div><div></div></div>
Sometimes	2	33.33	<div><div></div></div>
Agree			
Sometimes	0	0.00	<div><div></div></div>
Disagree			
Disagree	1	16.67	<div><div></div></div>

Trinity Valley Community College

ADN Level I

Fall 2019

Mabank Nursing Home

31. I felt welcomed at the clinical site by the nurses.

Response	Frequency	Percent	Mean: 3.38
Agree	4	50.00	<div><div></div></div>
Sometimes	3	37.50	<div><div></div></div>
Agree			
Sometimes	1	12.50	<div><div></div></div>
Disagree			
Disagree	0	0.00	<div><div></div></div>

33. I had adequate opportunities to complete the focused concept assignments.

Response	Frequency	Percent	Mean: 3.50
Agree	5	62.50	<div><div></div></div>
Sometimes	2	25.00	<div><div></div></div>
Agree			
Sometimes	1	12.50	<div><div></div></div>
Disagree			
Disagree	0	0.00	<div><div></div></div>

35. I had the opportunity to perform several assessments on the residents.

Response	Frequency	Percent	Mean: 3.63
Agree	6	75.00	<div><div></div></div>
Sometimes	1	12.50	<div><div></div></div>
Agree			
Sometimes	1	12.50	<div><div></div></div>
Disagree			
Disagree	0	0.00	<div><div></div></div>

37. During my rotation, I was able to interact with the facility staff.

Response	Frequency	Percent	Mean: 3.75
Agree	6	75.00	<div><div></div></div>
Sometimes	2	25.00	<div><div></div></div>
Agree			
Sometimes	0	0.00	<div><div></div></div>
Disagree			
Disagree	0	0.00	<div><div></div></div>

32. The facility staff demonstrated professional behaviors.

Response	Frequency	Percent	Mean: 2.50
Agree	1	12.50	<div><div></div></div>
Sometimes	4	50.00	<div><div></div></div>
Agree			
Sometimes	1	12.50	<div><div></div></div>
Disagree			
Disagree	2	25.00	<div><div></div></div>

34. The focused assignments helped to reinforce what I had learned about concepts in class.

Response	Frequency	Percent	Mean: 3.25
Agree	4	50.00	<div><div></div></div>
Sometimes	2	25.00	<div><div></div></div>
Agree			
Sometimes	2	25.00	<div><div></div></div>
Disagree			
Disagree	0	0.00	<div><div></div></div>

36. During my rotation, I was able to perform a variety of basic skills.

Response	Frequency	Percent	Mean: 3.88
Agree	7	87.50	<div><div></div></div>
Sometimes	1	12.50	<div><div></div></div>
Agree			
Sometimes	0	0.00	<div><div></div></div>
Disagree			
Disagree	0	0.00	<div><div></div></div>

38. The facility provided an adequate orientation.

Response	Frequency	Percent	Mean: 2.50
Agree	3	37.50	<div><div></div></div>
Sometimes	1	12.50	<div><div></div></div>
Agree			
Sometimes	1	12.50	<div><div></div></div>
Disagree			
Disagree	3	37.50	<div><div></div></div>

39. During my clinical I had sufficient opportunities (quality and quantity) to meet course objectives.

Response	Frequency	Percent	Mean: 2.88
Agree	3	37.50	<div><div></div></div>
Sometimes	2	25.00	<div><div></div></div>
Agree			
Sometimes	2	25.00	<div><div></div></div>
Disagree			
Disagree	1	12.50	<div><div></div></div>

40. I had an overall positive learning experience at my clinical rotation.

Response	Frequency	Percent	Mean: 3.25
Agree	4	50.00	<div><div></div></div>
Sometimes	2	25.00	<div><div></div></div>
Agree			
Sometimes	2	25.00	<div><div></div></div>
Disagree			
Disagree	0	0.00	<div><div></div></div>

Trinity Valley Community College

ADN Level I

Fall 2019

Ridgecrest Healthcare

31. I felt welcomed at the clinical site by the nurses.

Response	Frequency	Percent	Mean: 4.00
Agree	8	100.00	<div><div></div></div>
Sometimes	0	0.00	<div><div></div></div>
Agree			
Sometimes	0	0.00	<div><div></div></div>
Disagree			
Disagree	0	0.00	<div><div></div></div>

33. I had adequate opportunities to complete the focused concept assignments.

Response	Frequency	Percent	Mean: 3.50
Agree	6	75.00	<div><div></div></div>
Sometimes	1	12.50	<div><div></div></div>
Agree			
Sometimes	0	0.00	<div><div></div></div>
Disagree			
Disagree	1	12.50	<div><div></div></div>

35. I had the opportunity to perform several assessments on the residents.

Response	Frequency	Percent	Mean: 3.50
Agree	5	62.50	<div><div></div></div>
Sometimes	2	25.00	<div><div></div></div>
Agree			
Sometimes	1	12.50	<div><div></div></div>
Disagree			
Disagree	0	0.00	<div><div></div></div>

37. During my rotation, I was able to interact with the facility staff.

Response	Frequency	Percent	Mean: 3.43
Agree	3	37.50	<div><div></div></div>
Sometimes	4	50.00	<div><div></div></div>
Agree			
Sometimes	0	0.00	<div><div></div></div>
Disagree			
Disagree	0	0.00	<div><div></div></div>
Invalid	1	12.50	<div><div></div></div>

32. The facility staff demonstrated professional behaviors.

Response	Frequency	Percent	Mean: 3.50
Agree	5	62.50	<div><div></div></div>
Sometimes	2	25.00	<div><div></div></div>
Agree			
Sometimes	1	12.50	<div><div></div></div>
Disagree			
Disagree	0	0.00	<div><div></div></div>

34. The focused assignments helped to reinforce what I had learned about concepts in class.

Response	Frequency	Percent	Mean: 3.63
Agree	7	87.50	<div><div></div></div>
Sometimes	0	0.00	<div><div></div></div>
Agree			
Sometimes	0	0.00	<div><div></div></div>
Disagree			
Disagree	1	12.50	<div><div></div></div>

36. During my rotation, I was able to perform a variety of basic skills.

Response	Frequency	Percent	Mean: 3.25
Agree	3	37.50	<div><div></div></div>
Sometimes	4	50.00	<div><div></div></div>
Agree			
Sometimes	1	12.50	<div><div></div></div>
Disagree			
Disagree	0	0.00	<div><div></div></div>

38. The facility provided an adequate orientation.

Response	Frequency	Percent	Mean: 3.13
Agree	3	37.50	<div><div></div></div>
Sometimes	4	50.00	<div><div></div></div>
Agree			
Sometimes	0	0.00	<div><div></div></div>
Disagree			
Disagree	1	12.50	<div><div></div></div>

39. During my clinical I had sufficient opportunities (quality and quantity) to meet course objectives.

Response	Frequency	Percent	Mean: 3.38
Agree	3	37.50	<div><div></div></div>
Sometimes	5	62.50	<div><div></div></div>
Agree			
Sometimes	0	0.00	<div><div></div></div>
Disagree			
Disagree	0	0.00	<div><div></div></div>

40. I had an overall positive learning experience at my clinical rotation.

Response	Frequency	Percent	Mean: 3.88
Agree	7	87.50	<div><div></div></div>
Sometimes	1	12.50	<div><div></div></div>
Agree			
Sometimes	0	0.00	<div><div></div></div>
Disagree			
Disagree	0	0.00	<div><div></div></div>

Trinity Valley Community College

ADN Level I

Fall 2019

Senior Care at Lake Pointe

31. I felt welcomed at the clinical site by the nurses.

Response	Frequency	Percent	Mean: 3.50
Agree	4	66.67	<div><div></div></div>
Sometimes	1	16.67	<div><div></div></div>
Agree			
Sometimes	1	16.67	<div><div></div></div>
Disagree			
Disagree	0	0.00	<div><div></div></div>

33. I had adequate opportunities to complete the focused concept assignments.

Response	Frequency	Percent	Mean: 3.17
Agree	4	66.67	<div><div></div></div>
Sometimes	0	0.00	<div><div></div></div>
Agree			
Sometimes	1	16.67	<div><div></div></div>
Disagree			
Disagree	1	16.67	<div><div></div></div>

35. I had the opportunity to perform several assessments on the residents.

Response	Frequency	Percent	Mean: 3.33
Agree	4	66.67	<div><div></div></div>
Sometimes	1	16.67	<div><div></div></div>
Agree			
Sometimes	0	0.00	<div><div></div></div>
Disagree			
Disagree	1	16.67	<div><div></div></div>

37. During my rotation, I was able to interact with the facility staff.

Response	Frequency	Percent	Mean: 3.33
Agree	4	66.67	<div><div></div></div>
Sometimes	1	16.67	<div><div></div></div>
Agree			
Sometimes	0	0.00	<div><div></div></div>
Disagree			
Disagree	1	16.67	<div><div></div></div>

32. The facility staff demonstrated professional behaviors.

Response	Frequency	Percent	Mean: 3.17
Agree	4	66.67	<div><div></div></div>
Sometimes	0	0.00	<div><div></div></div>
Agree			
Sometimes	1	16.67	<div><div></div></div>
Disagree			
Disagree	1	16.67	<div><div></div></div>

34. The focused assignments helped to reinforce what I had learned about concepts in class.

Response	Frequency	Percent	Mean: 3.67
Agree	5	83.33	<div><div></div></div>
Sometimes	0	0.00	<div><div></div></div>
Agree			
Sometimes	1	16.67	<div><div></div></div>
Disagree			
Disagree	0	0.00	<div><div></div></div>

36. During my rotation, I was able to perform a variety of basic skills.

Response	Frequency	Percent	Mean: 3.17
Agree	3	50.00	<div><div></div></div>
Sometimes	2	33.33	<div><div></div></div>
Agree			
Sometimes	0	0.00	<div><div></div></div>
Disagree			
Disagree	1	16.67	<div><div></div></div>

38. The facility provided an adequate orientation.

Response	Frequency	Percent	Mean: 3.17
Agree	4	66.67	<div><div></div></div>
Sometimes	0	0.00	<div><div></div></div>
Agree			
Sometimes	1	16.67	<div><div></div></div>
Disagree			
Disagree	1	16.67	<div><div></div></div>

39. During my clinical I had sufficient opportunities (quality and quantity) to meet course objectives.

Response	Frequency	Percent	Mean: 3.33
Agree	4	66.67	<div><div></div></div>
Sometimes	1	16.67	<div><div></div></div>
Agree			
Sometimes	0	0.00	<div><div></div></div>
Disagree			
Disagree	1	16.67	<div><div></div></div>

40. I had an overall positive learning experience at my clinical rotation.

Response	Frequency	Percent	Mean: 3.33
Agree	4	66.67	<div><div></div></div>
Sometimes	1	16.67	<div><div></div></div>
Agree			
Sometimes	0	0.00	<div><div></div></div>
Disagree			
Disagree	1	16.67	<div><div></div></div>

Trinity Valley Community College

ADN Level I

Fall 2019

South Place

31. I felt welcomed at the clinical site by the nurses.

Response	Frequency	Percent	Mean: 3.71
Agree	5	71.43	<div><div></div></div>
Sometimes	2	28.57	<div><div></div></div>
Agree			
Sometimes	0	0.00	<div><div></div></div>
Disagree			
Disagree	0	0.00	<div><div></div></div>

33. I had adequate opportunities to complete the focused concept assignments.

Response	Frequency	Percent	Mean: 4.00
Agree	7	100.00	<div><div></div></div>
Sometimes	0	0.00	<div><div></div></div>
Agree			
Sometimes	0	0.00	<div><div></div></div>
Disagree			
Disagree	0	0.00	<div><div></div></div>

35. I had the opportunity to perform several assessments on the residents.

Response	Frequency	Percent	Mean: 4.00
Agree	7	100.00	<div><div></div></div>
Sometimes	0	0.00	<div><div></div></div>
Agree			
Sometimes	0	0.00	<div><div></div></div>
Disagree			
Disagree	0	0.00	<div><div></div></div>

37. During my rotation, I was able to interact with the facility staff.

Response	Frequency	Percent	Mean: 3.86
Agree	6	85.71	<div><div></div></div>
Sometimes	1	14.29	<div><div></div></div>
Agree			
Sometimes	0	0.00	<div><div></div></div>
Disagree			
Disagree	0	0.00	<div><div></div></div>

32. The facility staff demonstrated professional behaviors.

Response	Frequency	Percent	Mean: 3.29
Agree	3	42.86	<div><div></div></div>
Sometimes	3	42.86	<div><div></div></div>
Agree			
Sometimes	1	14.29	<div><div></div></div>
Disagree			
Disagree	0	0.00	<div><div></div></div>

34. The focused assignments helped to reinforce what I had learned about concepts in class.

Response	Frequency	Percent	Mean: 3.57
Agree	5	71.43	<div><div></div></div>
Sometimes	1	14.29	<div><div></div></div>
Agree			
Sometimes	1	14.29	<div><div></div></div>
Disagree			
Disagree	0	0.00	<div><div></div></div>

36. During my rotation, I was able to perform a variety of basic skills.

Response	Frequency	Percent	Mean: 3.86
Agree	6	85.71	<div><div></div></div>
Sometimes	1	14.29	<div><div></div></div>
Agree			
Sometimes	0	0.00	<div><div></div></div>
Disagree			
Disagree	0	0.00	<div><div></div></div>

38. The facility provided an adequate orientation.

Response	Frequency	Percent	Mean: 4.00
Agree	7	100.00	<div><div></div></div>
Sometimes	0	0.00	<div><div></div></div>
Agree			
Sometimes	0	0.00	<div><div></div></div>
Disagree			
Disagree	0	0.00	<div><div></div></div>

39. During my clinical I had sufficient opportunities (quality and quantity) to meet course objectives.

Response	Frequency	Percent	Mean: 3.86
Agree	6	85.71	<div><div></div></div>
Sometimes	1	14.29	<div><div></div></div>
Agree			
Sometimes	0	0.00	<div><div></div></div>
Disagree			
Disagree	0	0.00	<div><div></div></div>

40. I had an overall positive learning experience at my clinical rotation.

Response	Frequency	Percent	Mean: 4.00
Agree	7	100.00	<div><div></div></div>
Sometimes	0	0.00	<div><div></div></div>
Agree			
Sometimes	0	0.00	<div><div></div></div>
Disagree			
Disagree	0	0.00	<div><div></div></div>

Trinity Valley Community College

ADN Level I

Fall 2019

Sunflower Park Nursing Home

31. I felt welcomed at the clinical site by the nurses.

Response	Frequency	Percent	Mean: 3.00
Agree	0	0.00	<div></div>
Sometimes	2	100.00	<div></div>
Agree			
Sometimes	0	0.00	<div></div>
Disagree			
Disagree	0	0.00	<div></div>

33. I had adequate opportunities to complete the focused concept assignments.

Response	Frequency	Percent	Mean: 3.00
Agree	1	50.00	<div></div>
Sometimes	0	0.00	<div></div>
Agree			
Sometimes	1	50.00	<div></div>
Disagree			
Disagree	0	0.00	<div></div>

35. I had the opportunity to perform several assessments on the residents.

Response	Frequency	Percent	Mean: 4.00
Agree	2	100.00	<div></div>
Sometimes	0	0.00	<div></div>
Agree			
Sometimes	0	0.00	<div></div>
Disagree			
Disagree	0	0.00	<div></div>

37. During my rotation, I was able to interact with the facility staff.

Response	Frequency	Percent	Mean: 3.50
Agree	1	50.00	<div></div>
Sometimes	1	50.00	<div></div>
Agree			
Sometimes	0	0.00	<div></div>
Disagree			
Disagree	0	0.00	<div></div>

32. The facility staff demonstrated professional behaviors.

Response	Frequency	Percent	Mean: 3.00
Agree	0	0.00	<div></div>
Sometimes	2	100.00	<div></div>
Agree			
Sometimes	0	0.00	<div></div>
Disagree			
Disagree	0	0.00	<div></div>

34. The focused assignments helped to reinforce what I had learned about concepts in class.

Response	Frequency	Percent	Mean: 3.00
Agree	0	0.00	<div></div>
Sometimes	2	100.00	<div></div>
Agree			
Sometimes	0	0.00	<div></div>
Disagree			
Disagree	0	0.00	<div></div>

36. During my rotation, I was able to perform a variety of basic skills.

Response	Frequency	Percent	Mean: 3.00
Agree	1	50.00	<div></div>
Sometimes	0	0.00	<div></div>
Agree			
Sometimes	1	50.00	<div></div>
Disagree			
Disagree	0	0.00	<div></div>

38. The facility provided an adequate orientation.

Response	Frequency	Percent	Mean: 1.50
Agree	0	0.00	<div></div>
Sometimes	0	0.00	<div></div>
Agree			
Sometimes	1	50.00	<div></div>
Disagree			
Disagree	1	50.00	<div></div>

39. During my clinical I had sufficient opportunities (quality and quantity) to meet course objectives.

Response	Frequency	Percent	Mean: 3.50
Agree	1	50.00	<div><div></div></div>
Sometimes	1	50.00	<div><div></div></div>
Agree			
Sometimes	0	0.00	<div><div></div></div>
Disagree			
Disagree	0	0.00	<div><div></div></div>

40. I had an overall positive learning experience at my clinical rotation.

Response	Frequency	Percent	Mean: 4.00
Agree	2	100.00	<div><div></div></div>
Sometimes	0	0.00	<div><div></div></div>
Agree			
Sometimes	0	0.00	<div><div></div></div>
Disagree			
Disagree	0	0.00	<div><div></div></div>

Trinity Valley Community College

ADN Level I

Fall 2019

The Manor at Seagoville

31. I felt welcomed at the clinical site by the nurses.

Response	Frequency	Percent	Mean: 3.71
Agree	5	71.43	<div><div></div></div>
Sometimes	2	28.57	<div><div></div></div>
Agree			
Sometimes	0	0.00	<div><div></div></div>
Disagree			
Disagree	0	0.00	<div><div></div></div>

33. I had adequate opportunities to complete the focused concept assignments.

Response	Frequency	Percent	Mean: 3.86
Agree	6	85.71	<div><div></div></div>
Sometimes	1	14.29	<div><div></div></div>
Agree			
Sometimes	0	0.00	<div><div></div></div>
Disagree			
Disagree	0	0.00	<div><div></div></div>

35. I had the opportunity to perform several assessments on the residents.

Response	Frequency	Percent	Mean: 3.57
Agree	5	71.43	<div><div></div></div>
Sometimes	1	14.29	<div><div></div></div>
Agree			
Sometimes	1	14.29	<div><div></div></div>
Disagree			
Disagree	0	0.00	<div><div></div></div>

37. During my rotation, I was able to interact with the facility staff.

Response	Frequency	Percent	Mean: 3.57
Agree	5	71.43	<div><div></div></div>
Sometimes	1	14.29	<div><div></div></div>
Agree			
Sometimes	1	14.29	<div><div></div></div>
Disagree			
Disagree	0	0.00	<div><div></div></div>

32. The facility staff demonstrated professional behaviors.

Response	Frequency	Percent	Mean: 3.57
Agree	5	71.43	<div><div></div></div>
Sometimes	1	14.29	<div><div></div></div>
Agree			
Sometimes	1	14.29	<div><div></div></div>
Disagree			
Disagree	0	0.00	<div><div></div></div>

34. The focused assignments helped to reinforce what I had learned about concepts in class.

Response	Frequency	Percent	Mean: 3.71
Agree	5	71.43	<div><div></div></div>
Sometimes	2	28.57	<div><div></div></div>
Agree			
Sometimes	0	0.00	<div><div></div></div>
Disagree			
Disagree	0	0.00	<div><div></div></div>

36. During my rotation, I was able to perform a variety of basic skills.

Response	Frequency	Percent	Mean: 3.71
Agree	5	71.43	<div><div></div></div>
Sometimes	2	28.57	<div><div></div></div>
Agree			
Sometimes	0	0.00	<div><div></div></div>
Disagree			
Disagree	0	0.00	<div><div></div></div>

38. The facility provided an adequate orientation.

Response	Frequency	Percent	Mean: 3.00
Agree	4	57.14	<div><div></div></div>
Sometimes	0	0.00	<div><div></div></div>
Agree			
Sometimes	2	28.57	<div><div></div></div>
Disagree			
Disagree	1	14.29	<div><div></div></div>

39. During my clinical I had sufficient opportunities (quality and quantity) to meet course objectives.

Response	Frequency	Percent	Mean: 3.71
Agree	6	85.71	<div><div></div></div>
Sometimes	0	0.00	<div><div></div></div>
Agree			
Sometimes	1	14.29	<div><div></div></div>
Disagree			
Disagree	0	0.00	<div><div></div></div>

40. I had an overall positive learning experience at my clinical rotation.

Response	Frequency	Percent	Mean: 3.29
Agree	5	71.43	<div><div></div></div>
Sometimes	0	0.00	<div><div></div></div>
Agree			
Sometimes	1	14.29	<div><div></div></div>
Disagree			
Disagree	1	14.29	<div><div></div></div>

Trinity Valley Community College

ADN Level I

Fall 2019

Windsor Care Center

31. I felt welcomed at the clinical site by the nurses.

Response	Frequency	Percent	Mean: 3.67
Agree	4	66.67	<div><div></div></div>
Sometimes	2	33.33	<div><div></div></div>
Agree			
Sometimes	0	0.00	<div><div></div></div>
Disagree			
Disagree	0	0.00	<div><div></div></div>

33. I had adequate opportunities to complete the focused concept assignments.

Response	Frequency	Percent	Mean: 3.83
Agree	5	83.33	<div><div></div></div>
Sometimes	1	16.67	<div><div></div></div>
Agree			
Sometimes	0	0.00	<div><div></div></div>
Disagree			
Disagree	0	0.00	<div><div></div></div>

35. I had the opportunity to perform several assessments on the residents.

Response	Frequency	Percent	Mean: 3.67
Agree	5	83.33	<div><div></div></div>
Sometimes	0	0.00	<div><div></div></div>
Agree			
Sometimes	1	16.67	<div><div></div></div>
Disagree			
Disagree	0	0.00	<div><div></div></div>

37. During my rotation, I was able to interact with the facility staff.

Response	Frequency	Percent	Mean: 3.67
Agree	4	66.67	<div><div></div></div>
Sometimes	2	33.33	<div><div></div></div>
Agree			
Sometimes	0	0.00	<div><div></div></div>
Disagree			
Disagree	0	0.00	<div><div></div></div>

32. The facility staff demonstrated professional behaviors.

Response	Frequency	Percent	Mean: 3.00
Agree	3	50.00	<div><div></div></div>
Sometimes	0	0.00	<div><div></div></div>
Agree			
Sometimes	3	50.00	<div><div></div></div>
Disagree			
Disagree	0	0.00	<div><div></div></div>

34. The focused assignments helped to reinforce what I had learned about concepts in class.

Response	Frequency	Percent	Mean: 3.83
Agree	5	83.33	<div><div></div></div>
Sometimes	1	16.67	<div><div></div></div>
Agree			
Sometimes	0	0.00	<div><div></div></div>
Disagree			
Disagree	0	0.00	<div><div></div></div>

36. During my rotation, I was able to perform a variety of basic skills.

Response	Frequency	Percent	Mean: 3.83
Agree	5	83.33	<div><div></div></div>
Sometimes	1	16.67	<div><div></div></div>
Agree			
Sometimes	0	0.00	<div><div></div></div>
Disagree			
Disagree	0	0.00	<div><div></div></div>

38. The facility provided an adequate orientation.

Response	Frequency	Percent	Mean: 3.17
Agree	3	50.00	<div><div></div></div>
Sometimes	1	16.67	<div><div></div></div>
Agree			
Sometimes	2	33.33	<div><div></div></div>
Disagree			
Disagree	0	0.00	<div><div></div></div>

39. During my clinical I had sufficient opportunities (quality and quantity) to meet course objectives.

Response	Frequency	Percent	Mean: 4.00
Agree	6	100.00	
Sometimes	0	0.00	
Agree			
Sometimes	0	0.00	
Disagree			
Disagree	0	0.00	

40. I had an overall positive learning experience at my clinical rotation.

Response	Frequency	Percent	Mean: 4.00
Agree	6	100.00	
Sometimes	0	0.00	
Agree			
Sometimes	0	0.00	
Disagree			
Disagree	0	0.00	

Trinity Valley Community College

ADN Level I

Fall 2019

David Dausman

41. My clinical instructor was on time for clinical.

Response	Frequency	Percent	Mean: 4.00
Agree	4	100.00	
Sometimes	0	0.00	
Agree			
Sometimes	0	0.00	
Disagree			
Disagree	0	0.00	

42. My clinical instructor promoted an environment in which I felt respected.

Response	Frequency	Percent	Mean: 4.00
Agree	4	100.00	
Sometimes	0	0.00	
Agree			
Sometimes	0	0.00	
Disagree			
Disagree	0	0.00	

43. My clinical instructor demonstrated evidence of current nursing knowledge.

Response	Frequency	Percent	Mean: 4.00
Agree	4	100.00	
Sometimes	0	0.00	
Agree			
Sometimes	0	0.00	
Disagree			
Disagree	0	0.00	

44. My clinical instructor demonstrated evidence of competency in nursing skills.

Response	Frequency	Percent	Mean: 4.00
Agree	4	100.00	
Sometimes	0	0.00	
Agree			
Sometimes	0	0.00	
Disagree			
Disagree	0	0.00	

45. My clinical instructor was available for the supervision of skills.

Response	Frequency	Percent	Mean: 4.00
Agree	4	100.00	
Sometimes	0	0.00	
Agree			
Sometimes	0	0.00	
Disagree			
Disagree	0	0.00	

46. My clinical instructor provided me with constructive feedback on my progress in clinical.

Response	Frequency	Percent	Mean: 4.00
Agree	4	100.00	
Sometimes	0	0.00	
Agree			
Sometimes	0	0.00	
Disagree			
Disagree	0	0.00	

47. My clinical instructor facilitated post-conference to enhance meeting of clinical objectives.

Response	Frequency	Percent	Mean: 4.00
Agree	4	100.00	
Sometimes	0	0.00	
Agree			
Sometimes	0	0.00	
Disagree			
Disagree	0	0.00	

48. My clinical instructor facilitated post-conference so that my understanding of concepts was enhanced.

Response	Frequency	Percent	Mean: 4.00
Agree	4	100.00	
Sometimes	0	0.00	
Agree			
Sometimes	0	0.00	
Disagree			
Disagree	0	0.00	

49. My clinical instructor acted as a positive role model regarding patient safety, client advocacy, caring, cultural sensitivity, and collaboration.

Response	Frequency	Percent	Mean: 4.00
Agree	4	100.00	
Sometimes	0	0.00	
Agree			
Sometimes	0	0.00	
Disagree			
Disagree	0	0.00	

Trinity Valley Community College

ADN Level I

Fall 2019

Kerri Wyble

41. My clinical instructor was on time for clinical.

Response	Frequency	Percent	Mean: 4.00
Agree	10	100.00	<div></div>
Sometimes	0	0.00	<div></div>
Agree			
Sometimes	0	0.00	<div></div>
Disagree			
Disagree	0	0.00	<div></div>

42. My clinical instructor promoted an environment in which I felt respected.

Response	Frequency	Percent	Mean: 4.00
Agree	10	100.00	<div></div>
Sometimes	0	0.00	<div></div>
Agree			
Sometimes	0	0.00	<div></div>
Disagree			
Disagree	0	0.00	<div></div>

43. My clinical instructor demonstrated evidence of current nursing knowledge.

Response	Frequency	Percent	Mean: 4.00
Agree	10	100.00	<div></div>
Sometimes	0	0.00	<div></div>
Agree			
Sometimes	0	0.00	<div></div>
Disagree			
Disagree	0	0.00	<div></div>

44. My clinical instructor demonstrated evidence of competency in nursing skills.

Response	Frequency	Percent	Mean: 4.00
Agree	10	100.00	<div></div>
Sometimes	0	0.00	<div></div>
Agree			
Sometimes	0	0.00	<div></div>
Disagree			
Disagree	0	0.00	<div></div>

45. My clinical instructor was available for the supervision of skills.

Response	Frequency	Percent	Mean: 3.80
Agree	8	80.00	<div></div>
Sometimes	2	20.00	<div></div>
Agree			
Sometimes	0	0.00	<div></div>
Disagree			
Disagree	0	0.00	<div></div>

46. My clinical instructor provided me with constructive feedback on my progress in clinical.

Response	Frequency	Percent	Mean: 4.00
Agree	10	100.00	<div></div>
Sometimes	0	0.00	<div></div>
Agree			
Sometimes	0	0.00	<div></div>
Disagree			
Disagree	0	0.00	<div></div>

47. My clinical instructor facilitated post-conference to enhance meeting of clinical objectives.

Response	Frequency	Percent	Mean: 4.00
Agree	10	100.00	<div></div>
Sometimes	0	0.00	<div></div>
Agree			
Sometimes	0	0.00	<div></div>
Disagree			
Disagree	0	0.00	<div></div>

48. My clinical instructor facilitated post-conference so that my understanding of concepts was enhanced.

Response	Frequency	Percent	Mean: 4.00
Agree	10	100.00	<div></div>
Sometimes	0	0.00	<div></div>
Agree			
Sometimes	0	0.00	<div></div>
Disagree			
Disagree	0	0.00	<div></div>

49. My clinical instructor acted as a positive role model regarding patient safety, client advocacy, caring, cultural sensitivity, and collaboration.

Response	Frequency	Percent	Mean: 4.00
Agree	10	100.00	
Sometimes Agree	0	0.00	
Sometimes Disagree	0	0.00	
Disagree	0	0.00	

Trinity Valley Community College

ADN Level I

Fall 2019

Kimberly Shykes

41. My clinical instructor was on time for clinical.

Response	Frequency	Percent	Mean: 4.00
Agree	6	100.00	
Sometimes	0	0.00	
Agree			
Sometimes	0	0.00	
Disagree			
Disagree	0	0.00	

42. My clinical instructor promoted an environment in which I felt respected.

Response	Frequency	Percent	Mean: 4.00
Agree	6	100.00	
Sometimes	0	0.00	
Agree			
Sometimes	0	0.00	
Disagree			
Disagree	0	0.00	

43. My clinical instructor demonstrated evidence of current nursing knowledge.

Response	Frequency	Percent	Mean: 4.00
Agree	6	100.00	
Sometimes	0	0.00	
Agree			
Sometimes	0	0.00	
Disagree			
Disagree	0	0.00	

44. My clinical instructor demonstrated evidence of competency in nursing skills.

Response	Frequency	Percent	Mean: 4.00
Agree	6	100.00	
Sometimes	0	0.00	
Agree			
Sometimes	0	0.00	
Disagree			
Disagree	0	0.00	

45. My clinical instructor was available for the supervision of skills.

Response	Frequency	Percent	Mean: 4.00
Agree	6	100.00	
Sometimes	0	0.00	
Agree			
Sometimes	0	0.00	
Disagree			
Disagree	0	0.00	

46. My clinical instructor provided me with constructive feedback on my progress in clinical.

Response	Frequency	Percent	Mean: 4.00
Agree	6	100.00	
Sometimes	0	0.00	
Agree			
Sometimes	0	0.00	
Disagree			
Disagree	0	0.00	

47. My clinical instructor facilitated post-conference to enhance meeting of clinical objectives.

Response	Frequency	Percent	Mean: 4.00
Agree	6	100.00	
Sometimes	0	0.00	
Agree			
Sometimes	0	0.00	
Disagree			
Disagree	0	0.00	

48. My clinical instructor facilitated post-conference so that my understanding of concepts was enhanced.

Response	Frequency	Percent	Mean: 4.00
Agree	6	100.00	
Sometimes	0	0.00	
Agree			
Sometimes	0	0.00	
Disagree			
Disagree	0	0.00	

49. My clinical instructor acted as a positive role model regarding patient safety, client advocacy, caring, cultural sensitivity, and collaboration.

Response	Frequency	Percent	Mean: 4.00
Agree	6	100.00	
Sometimes	0	0.00	
Agree			
Sometimes	0	0.00	
Disagree			
Disagree	0	0.00	





Trinity Valley Community College

ADN Level I





Fall 2019

Mary Krieger





41. My clinical instructor was on time for clinical.

Response	Frequency	Percent	Mean: 4.00
Agree	8	100.00	
Sometimes	0	0.00	
Agree			
Sometimes	0	0.00	
Disagree			
Disagree	0	0.00	





42. My clinical instructor promoted an environment in which I felt respected.

Response	Frequency	Percent	Mean: 2.63
Agree	2	25.00	
Sometimes	3	37.50	
Agree			
Sometimes	1	12.50	
Disagree			
Disagree	2	25.00	





43. My clinical instructor demonstrated evidence of current nursing knowledge.

Response	Frequency	Percent	Mean: 3.38
Agree	5	62.50	
Sometimes	2	25.00	
Agree			
Sometimes	0	0.00	
Disagree			
Disagree	1	12.50	





44. My clinical instructor demonstrated evidence of competency in nursing skills.

Response	Frequency	Percent	Mean: 3.13
Agree	3	37.50	
Sometimes	3	37.50	
Agree			
Sometimes	2	25.00	
Disagree			
Disagree	0	0.00	





45. My clinical instructor was available for the supervision of skills.

Response	Frequency	Percent	Mean: 3.63
Agree	6	75.00	
Sometimes	1	12.50	
Agree			
Sometimes	1	12.50	
Disagree			
Disagree	0	0.00	





46. My clinical instructor provided me with constructive feedback on my progress in clinical.

Response	Frequency	Percent	Mean: 2.88
Agree	3	37.50	
Sometimes	3	37.50	
Agree			
Sometimes	0	0.00	
Disagree			
Disagree	2	25.00	





47. My clinical instructor facilitated post-conference to enhance meeting of clinical objectives.

Response	Frequency	Percent	Mean: 3.00
Agree	4	50.00	
Sometimes	1	12.50	
Agree			
Sometimes	2	25.00	
Disagree			
Disagree	1	12.50	

48. My clinical instructor facilitated post-conference so that my understanding of concepts was enhanced.

Response	Frequency	Percent	Mean: 2.50
Agree	1	12.50	
Sometimes	3	37.50	
Agree			
Sometimes	3	37.50	
Disagree			
Disagree	1	12.50	

49. My clinical instructor acted as a positive role model regarding patient safety, client advocacy, caring, cultural sensitivity, and collaboration.

Response	Frequency	Percent	Mean: 2.63
Agree	2	25.00	
Sometimes Agree	3	37.50	
Sometimes Disagree	1	12.50	
Disagree	2	25.00	

Trinity Valley Community College

ADN Level I

Fall 2019

Melissa Jones

41. My clinical instructor was on time for clinical.

Response	Frequency	Percent	Mean: 4.00
Agree	3	100.00	
Sometimes	0	0.00	
Agree			
Sometimes	0	0.00	
Disagree			
Disagree	0	0.00	

42. My clinical instructor promoted an environment in which I felt respected.

Response	Frequency	Percent	Mean: 4.00
Agree	3	100.00	
Sometimes	0	0.00	
Agree			
Sometimes	0	0.00	
Disagree			
Disagree	0	0.00	

43. My clinical instructor demonstrated evidence of current nursing knowledge.

Response	Frequency	Percent	Mean: 4.00
Agree	3	100.00	
Sometimes	0	0.00	
Agree			
Sometimes	0	0.00	
Disagree			
Disagree	0	0.00	

44. My clinical instructor demonstrated evidence of competency in nursing skills.

Response	Frequency	Percent	Mean: 4.00
Agree	3	100.00	
Sometimes	0	0.00	
Agree			
Sometimes	0	0.00	
Disagree			
Disagree	0	0.00	

45. My clinical instructor was available for the supervision of skills.

Response	Frequency	Percent	Mean: 4.00
Agree	3	100.00	
Sometimes	0	0.00	
Agree			
Sometimes	0	0.00	
Disagree			
Disagree	0	0.00	

46. My clinical instructor provided me with constructive feedback on my progress in clinical.

Response	Frequency	Percent	Mean: 4.00
Agree	3	100.00	
Sometimes	0	0.00	
Agree			
Sometimes	0	0.00	
Disagree			
Disagree	0	0.00	

47. My clinical instructor facilitated post-conference to enhance meeting of clinical objectives.

Response	Frequency	Percent	Mean: 4.00
Agree	3	100.00	
Sometimes	0	0.00	
Agree			
Sometimes	0	0.00	
Disagree			
Disagree	0	0.00	

48. My clinical instructor facilitated post-conference so that my understanding of concepts was enhanced.

Response	Frequency	Percent	Mean: 4.00
Agree	3	100.00	
Sometimes	0	0.00	
Agree			
Sometimes	0	0.00	
Disagree			
Disagree	0	0.00	

49. My clinical instructor acted as a positive role model regarding patient safety, client advocacy, caring, cultural sensitivity, and collaboration.

Response	Frequency	Percent	Mean: 3.67
Agree	2	66.67	<div><div></div></div>
Sometimes Agree	1	33.33	<div><div></div></div>
Sometimes Disagree	0	0.00	<div><div></div></div>
Disagree	0	0.00	<div><div></div></div>

Trinity Valley Community College

ADN Level I

Fall 2019

Michelle Whittenberg

41. My clinical instructor was on time for clinical.

Response	Frequency	Percent	Mean: 4.00
Agree	4	100.00	<div><div></div></div>
Sometimes	0	0.00	<div><div></div></div>
Agree			
Sometimes	0	0.00	<div><div></div></div>
Disagree			
Disagree	0	0.00	<div><div></div></div>

42. My clinical instructor promoted an environment in which I felt respected.

Response	Frequency	Percent	Mean: 4.00
Agree	4	100.00	<div><div></div></div>
Sometimes	0	0.00	<div><div></div></div>
Agree			
Sometimes	0	0.00	<div><div></div></div>
Disagree			
Disagree	0	0.00	<div><div></div></div>

43. My clinical instructor demonstrated evidence of current nursing knowledge.

Response	Frequency	Percent	Mean: 3.75
Agree	3	75.00	<div><div></div></div>
Sometimes	1	25.00	<div><div></div></div>
Agree			
Sometimes	0	0.00	<div><div></div></div>
Disagree			
Disagree	0	0.00	<div><div></div></div>

44. My clinical instructor demonstrated evidence of competency in nursing skills.

Response	Frequency	Percent	Mean: 3.75
Agree	3	75.00	<div><div></div></div>
Sometimes	1	25.00	<div><div></div></div>
Agree			
Sometimes	0	0.00	<div><div></div></div>
Disagree			
Disagree	0	0.00	<div><div></div></div>

45. My clinical instructor was available for the supervision of skills.

Response	Frequency	Percent	Mean: 4.00
Agree	4	100.00	<div><div></div></div>
Sometimes	0	0.00	<div><div></div></div>
Agree			
Sometimes	0	0.00	<div><div></div></div>
Disagree			
Disagree	0	0.00	<div><div></div></div>

46. My clinical instructor provided me with constructive feedback on my progress in clinical.

Response	Frequency	Percent	Mean: 4.00
Agree	4	100.00	<div><div></div></div>
Sometimes	0	0.00	<div><div></div></div>
Agree			
Sometimes	0	0.00	<div><div></div></div>
Disagree			
Disagree	0	0.00	<div><div></div></div>

47. My clinical instructor facilitated post-conference to enhance meeting of clinical objectives.

Response	Frequency	Percent	Mean: 3.75
Agree	3	75.00	<div><div></div></div>
Sometimes	1	25.00	<div><div></div></div>
Agree			
Sometimes	0	0.00	<div><div></div></div>
Disagree			
Disagree	0	0.00	<div><div></div></div>

48. My clinical instructor facilitated post-conference so that my understanding of concepts was enhanced.

Response	Frequency	Percent	Mean: 3.75
Agree	3	75.00	<div><div></div></div>
Sometimes	1	25.00	<div><div></div></div>
Agree			
Sometimes	0	0.00	<div><div></div></div>
Disagree			
Disagree	0	0.00	<div><div></div></div>

49. My clinical instructor acted as a positive role model regarding patient safety, client advocacy, caring, cultural sensitivity, and collaboration.

Response	Frequency	Percent	Mean: 4.00
Agree	4	100.00	
Sometimes	0	0.00	
Agree			
Sometimes	0	0.00	
Disagree			
Disagree	0	0.00	

Trinity Valley Community College

ADN Level I

Fall 2019

Patti Vasquez

41. My clinical instructor was on time for clinical.

Response	Frequency	Percent	Mean: 4.00
Agree	4	100.00	
Sometimes	0	0.00	
Agree			
Sometimes	0	0.00	
Disagree			
Disagree	0	0.00	

42. My clinical instructor promoted an environment in which I felt respected.

Response	Frequency	Percent	Mean: 4.00
Agree	4	100.00	
Sometimes	0	0.00	
Agree			
Sometimes	0	0.00	
Disagree			
Disagree	0	0.00	

43. My clinical instructor demonstrated evidence of current nursing knowledge.

Response	Frequency	Percent	Mean: 4.00
Agree	4	100.00	
Sometimes	0	0.00	
Agree			
Sometimes	0	0.00	
Disagree			
Disagree	0	0.00	

44. My clinical instructor demonstrated evidence of competency in nursing skills.

Response	Frequency	Percent	Mean: 4.00
Agree	4	100.00	
Sometimes	0	0.00	
Agree			
Sometimes	0	0.00	
Disagree			
Disagree	0	0.00	

45. My clinical instructor was available for the supervision of skills.

Response	Frequency	Percent	Mean: 4.00
Agree	4	100.00	
Sometimes	0	0.00	
Agree			
Sometimes	0	0.00	
Disagree			
Disagree	0	0.00	

46. My clinical instructor provided me with constructive feedback on my progress in clinical.

Response	Frequency	Percent	Mean: 4.00
Agree	4	100.00	
Sometimes	0	0.00	
Agree			
Sometimes	0	0.00	
Disagree			
Disagree	0	0.00	

47. My clinical instructor facilitated post-conference to enhance meeting of clinical objectives.

Response	Frequency	Percent	Mean: 4.00
Agree	4	100.00	
Sometimes	0	0.00	
Agree			
Sometimes	0	0.00	
Disagree			
Disagree	0	0.00	

48. My clinical instructor facilitated post-conference so that my understanding of concepts was enhanced.

Response	Frequency	Percent	Mean: 4.00
Agree	4	100.00	
Sometimes	0	0.00	
Agree			
Sometimes	0	0.00	
Disagree			
Disagree	0	0.00	

49. My clinical instructor acted as a positive role model regarding patient safety, client advocacy, caring, cultural sensitivity, and collaboration.

Response	Frequency	Percent	Mean: 4.00
Agree	4	100.00	
Sometimes	0	0.00	
Agree			
Sometimes	0	0.00	
Disagree			
Disagree	0	0.00	

Trinity Valley Community College

ADN Level I

Fall 2019

Raz Cook

41. My clinical instructor was on time for clinical.

Response	Frequency	Percent	Mean: 4.00
Agree	5	100.00	
Sometimes	0	0.00	
Agree			
Sometimes	0	0.00	
Disagree			
Disagree	0	0.00	

42. My clinical instructor promoted an environment in which I felt respected.

Response	Frequency	Percent	Mean: 4.00
Agree	5	100.00	
Sometimes	0	0.00	
Agree			
Sometimes	0	0.00	
Disagree			
Disagree	0	0.00	

43. My clinical instructor demonstrated evidence of current nursing knowledge.

Response	Frequency	Percent	Mean: 4.00
Agree	5	100.00	
Sometimes	0	0.00	
Agree			
Sometimes	0	0.00	
Disagree			
Disagree	0	0.00	

44. My clinical instructor demonstrated evidence of competency in nursing skills.

Response	Frequency	Percent	Mean: 4.00
Agree	5	100.00	
Sometimes	0	0.00	
Agree			
Sometimes	0	0.00	
Disagree			
Disagree	0	0.00	

45. My clinical instructor was available for the supervision of skills.

Response	Frequency	Percent	Mean: 4.00
Agree	5	100.00	
Sometimes	0	0.00	
Agree			
Sometimes	0	0.00	
Disagree			
Disagree	0	0.00	

46. My clinical instructor provided me with constructive feedback on my progress in clinical.

Response	Frequency	Percent	Mean: 4.00
Agree	5	100.00	
Sometimes	0	0.00	
Agree			
Sometimes	0	0.00	
Disagree			
Disagree	0	0.00	

47. My clinical instructor facilitated post-conference to enhance meeting of clinical objectives.

Response	Frequency	Percent	Mean: 4.00
Agree	5	100.00	
Sometimes	0	0.00	
Agree			
Sometimes	0	0.00	
Disagree			
Disagree	0	0.00	

48. My clinical instructor facilitated post-conference so that my understanding of concepts was enhanced.

Response	Frequency	Percent	Mean: 4.00
Agree	5	100.00	
Sometimes	0	0.00	
Agree			
Sometimes	0	0.00	
Disagree			
Disagree	0	0.00	

49. My clinical instructor acted as a positive role model regarding patient safety, client advocacy, caring, cultural sensitivity, and collaboration.

Response	Frequency	Percent	Mean: 4.00
Agree	5	100.00	
Sometimes	0	0.00	
Agree			
Sometimes	0	0.00	
Disagree			
Disagree	0	0.00	

Trinity Valley Community College

ADN Level I

Fall 2019

Valarie Walton

41. My clinical instructor was on time for clinical.

Response	Frequency	Percent	Mean: 3.67
Agree	5	83.33	<div><div></div></div>
Sometimes	0	0.00	<div><div></div></div>
Agree			
Sometimes	1	16.67	<div><div></div></div>
Disagree			
Disagree	0	0.00	<div><div></div></div>

42. My clinical instructor promoted an environment in which I felt respected.

Response	Frequency	Percent	Mean: 3.50
Agree	5	83.33	<div><div></div></div>
Sometimes	0	0.00	<div><div></div></div>
Agree			
Sometimes	0	0.00	<div><div></div></div>
Disagree			
Disagree	1	16.67	<div><div></div></div>

43. My clinical instructor demonstrated evidence of current nursing knowledge.

Response	Frequency	Percent	Mean: 4.00
Agree	6	100.00	<div><div></div></div>
Sometimes	0	0.00	<div><div></div></div>
Agree			
Sometimes	0	0.00	<div><div></div></div>
Disagree			
Disagree	0	0.00	<div><div></div></div>

44. My clinical instructor demonstrated evidence of competency in nursing skills.

Response	Frequency	Percent	Mean: 3.83
Agree	5	83.33	<div><div></div></div>
Sometimes	1	16.67	<div><div></div></div>
Agree			
Sometimes	0	0.00	<div><div></div></div>
Disagree			
Disagree	0	0.00	<div><div></div></div>

45. My clinical instructor was available for the supervision of skills.

Response	Frequency	Percent	Mean: 3.33
Agree	4	66.67	<div><div></div></div>
Sometimes	1	16.67	<div><div></div></div>
Agree			
Sometimes	0	0.00	<div><div></div></div>
Disagree			
Disagree	1	16.67	<div><div></div></div>

46. My clinical instructor provided me with constructive feedback on my progress in clinical.

Response	Frequency	Percent	Mean: 3.33
Agree	4	66.67	<div><div></div></div>
Sometimes	1	16.67	<div><div></div></div>
Agree			
Sometimes	0	0.00	<div><div></div></div>
Disagree			
Disagree	1	16.67	<div><div></div></div>

47. My clinical instructor facilitated post-conference to enhance meeting of clinical objectives.

Response	Frequency	Percent	Mean: 3.50
Agree	5	83.33	<div><div></div></div>
Sometimes	0	0.00	<div><div></div></div>
Agree			
Sometimes	0	0.00	<div><div></div></div>
Disagree			
Disagree	1	16.67	<div><div></div></div>

48. My clinical instructor facilitated post-conference so that my understanding of concepts was enhanced.

Response	Frequency	Percent	Mean: 3.50
Agree	5	83.33	<div><div></div></div>
Sometimes	0	0.00	<div><div></div></div>
Agree			
Sometimes	0	0.00	<div><div></div></div>
Disagree			
Disagree	1	16.67	<div><div></div></div>

49. My clinical instructor acted as a positive role model regarding patient safety, client advocacy, caring, cultural sensitivity, and collaboration.





Response	Frequency	Percent	Mean: 3.50
Agree	5	83.33	<div><div></div></div>
Sometimes Agree	0	0.00	<div><div></div></div>
Sometimes Disagree	0	0.00	<div><div></div></div>
Disagree	1	16.67	<div><div></div></div>

Trinity Valley Community College





ADN Level I

Fall 2019





50. The skills lab coordinator/instructors were organized.

Response	Frequency	Percent	Mean: 3.34
Agree	31	62.00	
Sometimes	8	16.00	
Agree			
Sometimes	8	16.00	
Disagree			
Disagree	3	6.00	





52. The skills lab coordinator/instructors evaluated performance according to specified criteria.

Response	Frequency	Percent	Mean: 3.40
Agree	33	66.00	
Sometimes	8	16.00	
Agree			
Sometimes	5	10.00	
Disagree			
Disagree	4	8.00	





54. The skills lab coordinator/instructors were available to assist in practice when needed.

Response	Frequency	Percent	Mean: 3.68
Agree	36	72.00	
Sometimes	12	24.00	
Agree			
Sometimes	2	4.00	
Disagree			
Disagree	0	0.00	





56. Sufficient time was allotted to practice skills.

Response	Frequency	Percent	Mean: 3.48
Agree	32	64.00	
Sometimes	10	20.00	
Agree			
Sometimes	8	16.00	
Disagree			
Disagree	0	0.00	





51. The skills lab coordinator/instructors explained expectations satisfactorily.

Response	Frequency	Percent	Mean: 3.24
Agree	25	50.00	
Sometimes	15	30.00	
Agree			
Sometimes	7	14.00	
Disagree			
Disagree	3	6.00	





53. The skills lab coordinator/instructors answered questions satisfactorily.

Response	Frequency	Percent	Mean: 3.26
Agree	26	52.00	
Sometimes	13	26.00	
Agree			
Sometimes	9	18.00	
Disagree			
Disagree	2	4.00	

55. Adequate equipment was available.

Response	Frequency	Percent	Mean: 3.60
Agree	36	72.00	
Sometimes	8	16.00	
Agree			
Sometimes	6	12.00	
Disagree			
Disagree	0	0.00	

57. Sufficient time was allotted for check-offs.

Response	Frequency	Percent	Mean: 3.84
Agree	43	86.00	
Sometimes	6	12.00	
Agree			
Sometimes	1	2.00	
Disagree			
Disagree	0	0.00	

Trinity Valley Community College

ADN Level I

Fall 2019

58. Orientation to simulation was adequate.

Response	Frequency	Percent	Mean: 3.94
Agree	47	94.00	<div><div></div></div>
Sometimes	3	6.00	<div><div></div></div>
Agree			
Sometimes	0	0.00	<div><div></div></div>
Disagree			
Disagree	0	0.00	<div><div></div></div>

60. The simulation experiences gave me an opportunity to make clinical judgments.

Response	Frequency	Percent	Mean: 3.98
Agree	49	98.00	<div><div></div></div>
Sometimes	1	2.00	<div><div></div></div>
Agree			
Sometimes	0	0.00	<div><div></div></div>
Disagree			
Disagree	0	0.00	<div><div></div></div>

62. Simulation helped to reinforce what I had learned about concepts during class.

Response	Frequency	Percent	Mean: 4.00
Agree	50	100.00	<div><div></div></div>
Sometimes	0	0.00	<div><div></div></div>
Agree			
Sometimes	0	0.00	<div><div></div></div>
Disagree			
Disagree	0	0.00	<div><div></div></div>

59. The simulation coordinator/instructors explained expectations satisfactorily.

Response	Frequency	Percent	Mean: 3.98
Agree	49	98.00	<div><div></div></div>
Sometimes	1	2.00	<div><div></div></div>
Agree			
Sometimes	0	0.00	<div><div></div></div>
Disagree			
Disagree	0	0.00	<div><div></div></div>

61. Simulation gave me an opportunity to be a part of a team.

Response	Frequency	Percent	Mean: 4.00
Agree	50	100.00	<div><div></div></div>
Sometimes	0	0.00	<div><div></div></div>
Agree			
Sometimes	0	0.00	<div><div></div></div>
Disagree			
Disagree	0	0.00	<div><div></div></div>

63. The debriefing sessions were helpful in improving my clinical decision-making.

Response	Frequency	Percent	Mean: 3.96
Agree	47	94.00	<div><div></div></div>
Sometimes	2	4.00	<div><div></div></div>
Agree			
Sometimes	0	0.00	<div><div></div></div>
Disagree			
Disagree	0	0.00	<div><div></div></div>
Invalid	1	2.00	<div><div></div></div>