

Trinity Valley Community College

ADN Level I

Fall 2018

1. The concept objectives were clearly stated, measurable, and attainable.

Response	Frequency	Percent	Mean: 3.68
Agree	43	75.44	<div><div></div></div>
Sometimes	11	19.30	<div><div></div></div>
Agree			
Sometimes	2	3.51	<div><div></div></div>
Disagree			
Disagree	1	1.75	<div><div></div></div>

2. The tests covered the concept objectives.

Response	Frequency	Percent	Mean: 3.44
Agree	36	63.16	<div><div></div></div>
Sometimes	11	19.30	<div><div></div></div>
Agree			
Sometimes	9	15.79	<div><div></div></div>
Disagree			
Disagree	1	1.75	<div><div></div></div>

3. The classroom instructors presented current information about their concepts and key exemplars.

Response	Frequency	Percent	Mean: 3.70
Agree	42	73.68	<div><div></div></div>
Sometimes	13	22.81	<div><div></div></div>
Agree			
Sometimes	2	3.51	<div><div></div></div>
Disagree			
Disagree	0	0.00	<div><div></div></div>

4. The classroom instructors were organized in their presentations.

Response	Frequency	Percent	Mean: 3.39
Agree	32	56.14	<div><div></div></div>
Sometimes	16	28.07	<div><div></div></div>
Agree			
Sometimes	8	14.04	<div><div></div></div>
Disagree			
Disagree	1	1.75	<div><div></div></div>

5. The classroom presentations covered the concepts in depth in voice over PowerPoint or class presentations.

Response	Frequency	Percent	Mean: 3.11
Agree	26	46.43	<div><div></div></div>
Sometimes	13	23.21	<div><div></div></div>
Agree			
Sometimes	14	25.00	<div><div></div></div>
Disagree			
Disagree	3	5.36	<div><div></div></div>

6. The classroom instructors asked questions during class which stimulated discussion and critical thinking.

Response	Frequency	Percent	Mean: 3.60
Agree	39	68.42	<div><div></div></div>
Sometimes	13	22.81	<div><div></div></div>
Agree			
Sometimes	5	8.77	<div><div></div></div>
Disagree			
Disagree	0	0.00	<div><div></div></div>

7. The classroom instructors answered my questions satisfactorily.

Response	Frequency	Percent	Mean: 3.65
Agree	41	71.93	<div><div></div></div>
Sometimes	12	21.05	<div><div></div></div>
Agree			
Sometimes	4	7.02	<div><div></div></div>
Disagree			
Disagree	0	0.00	<div><div></div></div>

8. The classroom instructors used a variety of interactive activities to help students gain a deeper understanding of the concepts and exemplars.

Response	Frequency	Percent	Mean: 3.40
Agree	34	59.65	<div><div></div></div>
Sometimes	14	24.56	<div><div></div></div>
Agree			
Sometimes	7	12.28	<div><div></div></div>
Disagree			
Disagree	2	3.51	<div><div></div></div>

9. I felt engaged during the classroom presentations and activities.

Response	Frequency	Percent	Mean: 3.32
Agree	30	52.63	<div><div></div></div>
Sometimes	16	28.07	<div><div></div></div>
Agree			
Sometimes	10	17.54	<div><div></div></div>
Disagree			
Disagree	1	1.75	<div><div></div></div>

11. I was able to get help in obtaining and using library resources if I needed it.

Response	Frequency	Percent	Mean: 3.86
Agree	50	87.72	<div><div></div></div>
Sometimes	6	10.53	<div><div></div></div>
Agree			
Sometimes	1	1.75	<div><div></div></div>
Disagree			
Disagree	0	0.00	<div><div></div></div>

13. Canvas resources and activities helped me in meeting the course objectives/requirements.

Response	Frequency	Percent	Mean: 3.68
Agree	41	71.93	<div><div></div></div>
Sometimes	14	24.56	<div><div></div></div>
Agree			
Sometimes	2	3.51	<div><div></div></div>
Disagree			
Disagree	0	0.00	<div><div></div></div>

15. I received an adequate orientation to Canvas.

Response	Frequency	Percent	Mean: 3.89
Agree	51	89.47	<div><div></div></div>
Sometimes	6	10.53	<div><div></div></div>
Agree			
Sometimes	0	0.00	<div><div></div></div>
Disagree			
Disagree	0	0.00	<div><div></div></div>

10. I have improved my understanding of concepts and principles related to patient care by the instructors' presentations.

Response	Frequency	Percent	Mean: 3.49
Agree	36	63.16	<div><div></div></div>
Sometimes	15	26.32	<div><div></div></div>
Agree			
Sometimes	4	7.02	<div><div></div></div>
Disagree			
Disagree	2	3.51	<div><div></div></div>

12. Learning resources are current, comprehensive, use contemporary technology, accessible and available in a timely manner.

Response	Frequency	Percent	Mean: 3.79
Agree	48	84.21	<div><div></div></div>
Sometimes	7	12.28	<div><div></div></div>
Agree			
Sometimes	1	1.75	<div><div></div></div>
Disagree			
Disagree	1	1.75	<div><div></div></div>

14. Support for accessing Canvas was available if I needed it.

Response	Frequency	Percent	Mean: 3.88
Agree	51	89.47	<div><div></div></div>
Sometimes	5	8.77	<div><div></div></div>
Agree			
Sometimes	1	1.75	<div><div></div></div>
Disagree			
Disagree	0	0.00	<div><div></div></div>

16. The Medical-Surgical Textbook was easy to understand and provided adequate information to meet the course objectives.

Response	Frequency	Percent	Mean: 3.82
Agree	48	84.21	<div><div></div></div>
Sometimes	8	14.04	<div><div></div></div>
Agree			
Sometimes	1	1.75	<div><div></div></div>
Disagree			
Disagree	0	0.00	<div><div></div></div>

17. The Pediatric/Obstetrics Textbook was easy to understand and provided adequate information to meet the course objectives.

Response	Frequency	Percent	Mean: 3.68
Agree	42	75.00	<div><div></div></div>
Sometimes Agree	11	19.64	<div><div></div></div>
Sometimes Disagree	2	3.57	<div><div></div></div>
Disagree	1	1.79	<div><div></div></div>

19. The Pharmacology Textbook was easy to understand and provided adequate information to meet the course objectives.

Response	Frequency	Percent	Mean: 3.63
Agree	39	69.64	<div><div></div></div>
Sometimes Agree	15	26.79	<div><div></div></div>
Sometimes Disagree	0	0.00	<div><div></div></div>
Disagree	2	3.57	<div><div></div></div>

21. The Health Assessment Textbook was easy to understand and provided adequate information to meet the course objectives.

Response	Frequency	Percent	Mean: 3.89
Agree	51	89.47	<div><div></div></div>
Sometimes Agree	6	10.53	<div><div></div></div>
Sometimes Disagree	0	0.00	<div><div></div></div>
Disagree	0	0.00	<div><div></div></div>

23. The E-books were easy to navigate and helpful to me during the semester.

Response	Frequency	Percent	Mean: 3.57
Agree	37	68.52	<div><div></div></div>
Sometimes Agree	12	22.22	<div><div></div></div>
Sometimes Disagree	4	7.41	<div><div></div></div>
Disagree	1	1.85	<div><div></div></div>

18. The Psychiatric Textbook was easy to understand and provided adequate information to meet the course objectives.

Response	Frequency	Percent	Mean: 3.55
Agree	37	67.27	<div><div></div></div>
Sometimes Agree	12	21.82	<div><div></div></div>
Sometimes Disagree	5	9.09	<div><div></div></div>
Disagree	1	1.82	<div><div></div></div>

20. The Fundamentals Textbook was easy to understand and provided adequate information to meet the course objectives.

Response	Frequency	Percent	Mean: 3.93
Agree	53	92.98	<div><div></div></div>
Sometimes Agree	4	7.02	<div><div></div></div>
Sometimes Disagree	0	0.00	<div><div></div></div>
Disagree	0	0.00	<div><div></div></div>





22. The Trends & Issues Textbook was easy to understand and provided adequate information to meet the course objectives.

Response	Frequency	Percent	Mean: 3.61
Agree	37	68.52	<div><div></div></div>
Sometimes Agree	13	24.07	<div><div></div></div>
Sometimes Disagree	4	7.41	<div><div></div></div>
Disagree	0	0.00	<div><div></div></div>





24. The Elsevier Adaptive Quizzing helped me to develop my nursing knowledge and clinical judgment.

Response	Frequency	Percent	Mean: 3.61
Agree	40	70.18	<div><div></div></div>
Sometimes Agree	13	22.81	<div><div></div></div>
Sometimes Disagree	3	5.26	<div><div></div></div>
Disagree	1	1.75	<div><div></div></div>

25. SimChart helped me to develop my documentation skills.

Response	Frequency	Percent	Mean: 3.68
Agree	43	76.79	
Sometimes	9	16.07	
Agree			
Sometimes	3	5.36	
Disagree			
Disagree	1	1.79	

26. The semester syllabus was easy to understand and provided adequate information to guide my progress through the semester.

Response	Frequency	Percent	Mean: 3.44
Agree	39	68.42	
Sometimes	8	14.04	
Agree			
Sometimes	6	10.53	
Disagree			
Disagree	4	7.02	

Trinity Valley Community College

ADN Level I

Fall 2018

Kemp Care Center

29. I felt welcomed at the clinical site by the nurses.

Response	Frequency	Percent	Mean: 3.19
Agree	7	43.75	<div><div></div></div>
Sometimes	5	31.25	<div><div></div></div>
Agree			
Sometimes	4	25.00	<div><div></div></div>
Disagree			
Disagree	0	0.00	<div><div></div></div>

31. I had adequate opportunities to complete the focused concept assignments.

Response	Frequency	Percent	Mean: 3.50
Agree	11	68.75	<div><div></div></div>
Sometimes	3	18.75	<div><div></div></div>
Agree			
Sometimes	1	6.25	<div><div></div></div>
Disagree			
Disagree	1	6.25	<div><div></div></div>

33. I had the opportunity to perform several assessments on the residents.

Response	Frequency	Percent	Mean: 4.00
Agree	16	100.00	<div><div></div></div>
Sometimes	0	0.00	<div><div></div></div>
Agree			
Sometimes	0	0.00	<div><div></div></div>
Disagree			
Disagree	0	0.00	<div><div></div></div>

35. During my rotation, I was able to interact with the facility staff.

Response	Frequency	Percent	Mean: 3.69
Agree	13	81.25	<div><div></div></div>
Sometimes	2	12.50	<div><div></div></div>
Agree			
Sometimes	0	0.00	<div><div></div></div>
Disagree			
Disagree	1	6.25	<div><div></div></div>

30. The facility staff demonstrated professional behaviors.

Response	Frequency	Percent	Mean: 2.75
Agree	5	31.25	<div><div></div></div>
Sometimes	4	25.00	<div><div></div></div>
Agree			
Sometimes	5	31.25	<div><div></div></div>
Disagree			
Disagree	2	12.50	<div><div></div></div>

32. The focused assignments helped to reinforce what I had learned about concepts in class.

Response	Frequency	Percent	Mean: 3.56
Agree	11	68.75	<div><div></div></div>
Sometimes	4	25.00	<div><div></div></div>
Agree			
Sometimes	0	0.00	<div><div></div></div>
Disagree			
Disagree	1	6.25	<div><div></div></div>





34. During my rotation, I was able to perform a variety of basic skills.

Response	Frequency	Percent	Mean: 3.94
Agree	15	93.75	<div><div></div></div>
Sometimes	1	6.25	<div><div></div></div>
Agree			
Sometimes	0	0.00	<div><div></div></div>
Disagree			
Disagree	0	0.00	<div><div></div></div>





36. The facility provided an adequate orientation.

Response	Frequency	Percent	Mean: 3.06
Agree	7	43.75	<div><div></div></div>
Sometimes	5	31.25	<div><div></div></div>
Agree			
Sometimes	2	12.50	<div><div></div></div>
Disagree			
Disagree	2	12.50	<div><div></div></div>

37. During my clinical I had sufficient opportunities (quality and quantity) to meet course objectives.

Response	Frequency	Percent	Mean: 3.69
Agree	12	75.00	
Sometimes	3	18.75	
Agree			
Sometimes	1	6.25	
Disagree			
Disagree	0	0.00	

38. I had an overall positive learning experience at my clinical rotation.

Response	Frequency	Percent	Mean: 3.94
Agree	15	93.75	
Sometimes	1	6.25	
Agree			
Sometimes	0	0.00	
Disagree			
Disagree	0	0.00	

Trinity Valley Community College

ADN Level I

Fall 2018

Legend Oaks Healthcare and Rehabilitation

29. I felt welcomed at the clinical site by the nurses.

Response	Frequency	Percent	Mean: 3.25
Agree	2	50.00	<div><div></div></div>
Sometimes	1	25.00	<div><div></div></div>
Agree			
Sometimes	1	25.00	<div><div></div></div>
Disagree			
Disagree	0	0.00	<div><div></div></div>

31. I had adequate opportunities to complete the focused concept assignments.

Response	Frequency	Percent	Mean: 3.75
Agree	3	75.00	<div><div></div></div>
Sometimes	1	25.00	<div><div></div></div>
Agree			
Sometimes	0	0.00	<div><div></div></div>
Disagree			
Disagree	0	0.00	<div><div></div></div>

33. I had the opportunity to perform several assessments on the residents.

Response	Frequency	Percent	Mean: 2.25
Agree	0	0.00	<div><div></div></div>
Sometimes	2	50.00	<div><div></div></div>
Agree			
Sometimes	1	25.00	<div><div></div></div>
Disagree			
Disagree	1	25.00	<div><div></div></div>

35. During my rotation, I was able to interact with the facility staff.

Response	Frequency	Percent	Mean: 3.25
Agree	1	25.00	<div><div></div></div>
Sometimes	3	75.00	<div><div></div></div>
Agree			
Sometimes	0	0.00	<div><div></div></div>
Disagree			
Disagree	0	0.00	<div><div></div></div>

30. The facility staff demonstrated professional behaviors.

Response	Frequency	Percent	Mean: 3.00
Agree	0	0.00	<div><div></div></div>
Sometimes	4	100.00	<div><div></div></div>
Agree			
Sometimes	0	0.00	<div><div></div></div>
Disagree			
Disagree	0	0.00	<div><div></div></div>

32. The focused assignments helped to reinforce what I had learned about concepts in class.

Response	Frequency	Percent	Mean: 2.25
Agree	1	25.00	<div><div></div></div>
Sometimes	1	25.00	<div><div></div></div>
Agree			
Sometimes	0	0.00	<div><div></div></div>
Disagree			
Disagree	2	50.00	<div><div></div></div>

34. During my rotation, I was able to perform a variety of basic skills.

Response	Frequency	Percent	Mean: 2.50
Agree	1	25.00	<div><div></div></div>
Sometimes	1	25.00	<div><div></div></div>
Agree			
Sometimes	1	25.00	<div><div></div></div>
Disagree			
Disagree	1	25.00	<div><div></div></div>

36. The facility provided an adequate orientation.

Response	Frequency	Percent	Mean: 2.00
Agree	0	0.00	<div><div></div></div>
Sometimes	2	50.00	<div><div></div></div>
Agree			
Sometimes	0	0.00	<div><div></div></div>
Disagree			
Disagree	2	50.00	<div><div></div></div>

37. During my clinical I had sufficient opportunities (quality and quantity) to meet course objectives.

Response	Frequency	Percent	Mean: 2.50
Agree	0	0.00	<div></div>
Sometimes	3	75.00	<div></div>
Agree			
Sometimes	0	0.00	<div></div>
Disagree			
Disagree	1	25.00	<div></div>

38. I had an overall positive learning experience at my clinical rotation.

Response	Frequency	Percent	Mean: 2.50
Agree	0	0.00	<div></div>
Sometimes	3	75.00	<div></div>
Agree			
Sometimes	0	0.00	<div></div>
Disagree			
Disagree	1	25.00	<div></div>

Trinity Valley Community College

ADN Level I

Fall 2018

Pleasant Manor Nursing Home

29. I felt welcomed at the clinical site by the nurses.

Response	Frequency	Percent	Mean: 4.00
Agree	2	100.00	<div></div>
Sometimes	0	0.00	<div></div>
Agree			
Sometimes	0	0.00	<div></div>
Disagree			
Disagree	0	0.00	<div></div>

31. I had adequate opportunities to complete the focused concept assignments.

Response	Frequency	Percent	Mean: 4.00
Agree	2	100.00	<div></div>
Sometimes	0	0.00	<div></div>
Agree			
Sometimes	0	0.00	<div></div>
Disagree			
Disagree	0	0.00	<div></div>

33. I had the opportunity to perform several assessments on the residents.

Response	Frequency	Percent	Mean: 4.00
Agree	2	100.00	<div></div>
Sometimes	0	0.00	<div></div>
Agree			
Sometimes	0	0.00	<div></div>
Disagree			
Disagree	0	0.00	<div></div>

35. During my rotation, I was able to interact with the facility staff.

Response	Frequency	Percent	Mean: 4.00
Agree	2	100.00	<div></div>
Sometimes	0	0.00	<div></div>
Agree			
Sometimes	0	0.00	<div></div>
Disagree			
Disagree	0	0.00	<div></div>

30. The facility staff demonstrated professional behaviors.

Response	Frequency	Percent	Mean: 4.00
Agree	2	100.00	<div></div>
Sometimes	0	0.00	<div></div>
Agree			
Sometimes	0	0.00	<div></div>
Disagree			
Disagree	0	0.00	<div></div>

32. The focused assignments helped to reinforce what I had learned about concepts in class.

Response	Frequency	Percent	Mean: 4.00
Agree	2	100.00	<div></div>
Sometimes	0	0.00	<div></div>
Agree			
Sometimes	0	0.00	<div></div>
Disagree			
Disagree	0	0.00	<div></div>

34. During my rotation, I was able to perform a variety of basic skills.

Response	Frequency	Percent	Mean: 3.50
Agree	1	50.00	<div></div>
Sometimes	1	50.00	<div></div>
Agree			
Sometimes	0	0.00	<div></div>
Disagree			
Disagree	0	0.00	<div></div>

36. The facility provided an adequate orientation.

Response	Frequency	Percent	Mean: 3.50
Agree	1	50.00	<div></div>
Sometimes	1	50.00	<div></div>
Agree			
Sometimes	0	0.00	<div></div>
Disagree			
Disagree	0	0.00	<div></div>

37. During my clinical I had sufficient opportunities (quality and quantity) to meet course objectives.

Response	Frequency	Percent	Mean: 3.50
Agree	1	50.00	<div><div></div></div>
Sometimes	1	50.00	<div><div></div></div>
Agree			
Sometimes	0	0.00	<div><div></div></div>
Disagree			
Disagree	0	0.00	<div><div></div></div>

38. I had an overall positive learning experience at my clinical rotation.

Response	Frequency	Percent	Mean: 4.00
Agree	2	100.00	<div><div></div></div>
Sometimes	0	0.00	<div><div></div></div>
Agree			
Sometimes	0	0.00	<div><div></div></div>
Disagree			
Disagree	0	0.00	<div><div></div></div>

Trinity Valley Community College

ADN Level I

Fall 2018

Senior Care at Lake Pointe

29. I felt welcomed at the clinical site by the nurses.

Response	Frequency	Percent	Mean: 2.00
Agree	0	0.00	<div></div>
Sometimes	1	50.00	<div></div>
Agree			
Sometimes	0	0.00	<div></div>
Disagree			
Disagree	1	50.00	<div></div>

31. I had adequate opportunities to complete the focused concept assignments.

Response	Frequency	Percent	Mean: 2.00
Agree	0	0.00	<div></div>
Sometimes	0	0.00	<div></div>
Agree			
Sometimes	2	100.00	<div></div>
Disagree			
Disagree	0	0.00	<div></div>

33. I had the opportunity to perform several assessments on the residents.

Response	Frequency	Percent	Mean: 1.00
Agree	0	0.00	<div></div>
Sometimes	0	0.00	<div></div>
Agree			
Sometimes	0	0.00	<div></div>
Disagree			
Disagree	2	100.00	<div></div>

35. During my rotation, I was able to interact with the facility staff.

Response	Frequency	Percent	Mean: 3.50
Agree	1	50.00	<div></div>
Sometimes	1	50.00	<div></div>
Agree			
Sometimes	0	0.00	<div></div>
Disagree			
Disagree	0	0.00	<div></div>

30. The facility staff demonstrated professional behaviors.

Response	Frequency	Percent	Mean: 2.00
Agree	0	0.00	<div></div>
Sometimes	1	50.00	<div></div>
Agree			
Sometimes	0	0.00	<div></div>
Disagree			
Disagree	1	50.00	<div></div>

32. The focused assignments helped to reinforce what I had learned about concepts in class.

Response	Frequency	Percent	Mean: 2.00
Agree	0	0.00	<div></div>
Sometimes	1	50.00	<div></div>
Agree			
Sometimes	0	0.00	<div></div>
Disagree			
Disagree	1	50.00	<div></div>

34. During my rotation, I was able to perform a variety of basic skills.

Response	Frequency	Percent	Mean: 2.50
Agree	0	0.00	<div></div>
Sometimes	1	50.00	<div></div>
Agree			
Sometimes	1	50.00	<div></div>
Disagree			
Disagree	0	0.00	<div></div>

36. The facility provided an adequate orientation.

Response	Frequency	Percent	Mean: 2.00
Agree	0	0.00	<div></div>
Sometimes	1	50.00	<div></div>
Agree			
Sometimes	0	0.00	<div></div>
Disagree			
Disagree	1	50.00	<div></div>

37. During my clinical I had sufficient opportunities (quality and quantity) to meet course objectives.

Response	Frequency	Percent	Mean: 2.00
Agree	0	0.00	<input type="text"/>
Sometimes	0	0.00	<input type="text"/>
Agree			
Sometimes	2	100.00	<input type="text"/>
Disagree			
Disagree	0	0.00	<input type="text"/>

38. I had an overall positive learning experience at my clinical rotation.

Response	Frequency	Percent	Mean: 1.50
Agree	0	0.00	<input type="text"/>
Sometimes	0	0.00	<input type="text"/>
Agree			
Sometimes	1	50.00	<input type="text"/>
Disagree			
Disagree	1	50.00	<input type="text"/>

Trinity Valley Community College

ADN Level I

Fall 2018

South Place

29. I felt welcomed at the clinical site by the nurses.

Response	Frequency	Percent	Mean: 3.93
Agree	14	93.33	<div><div></div></div>
Sometimes	1	6.67	<div><div></div></div>
Agree			
Sometimes	0	0.00	<div><div></div></div>
Disagree			
Disagree	0	0.00	<div><div></div></div>

31. I had adequate opportunities to complete the focused concept assignments.

Response	Frequency	Percent	Mean: 4.00
Agree	15	100.00	<div><div></div></div>
Sometimes	0	0.00	<div><div></div></div>
Agree			
Sometimes	0	0.00	<div><div></div></div>
Disagree			
Disagree	0	0.00	<div><div></div></div>

33. I had the opportunity to perform several assessments on the residents.

Response	Frequency	Percent	Mean: 3.93
Agree	14	93.33	<div><div></div></div>
Sometimes	1	6.67	<div><div></div></div>
Agree			
Sometimes	0	0.00	<div><div></div></div>
Disagree			
Disagree	0	0.00	<div><div></div></div>

35. During my rotation, I was able to interact with the facility staff.

Response	Frequency	Percent	Mean: 4.00
Agree	15	100.00	<div><div></div></div>
Sometimes	0	0.00	<div><div></div></div>
Agree			
Sometimes	0	0.00	<div><div></div></div>
Disagree			
Disagree	0	0.00	<div><div></div></div>

30. The facility staff demonstrated professional behaviors.

Response	Frequency	Percent	Mean: 3.67
Agree	11	73.33	<div><div></div></div>
Sometimes	3	20.00	<div><div></div></div>
Agree			
Sometimes	1	6.67	<div><div></div></div>
Disagree			
Disagree	0	0.00	<div><div></div></div>

32. The focused assignments helped to reinforce what I had learned about concepts in class.

Response	Frequency	Percent	Mean: 3.93
Agree	14	93.33	<div><div></div></div>
Sometimes	1	6.67	<div><div></div></div>
Agree			
Sometimes	0	0.00	<div><div></div></div>
Disagree			
Disagree	0	0.00	<div><div></div></div>

34. During my rotation, I was able to perform a variety of basic skills.

Response	Frequency	Percent	Mean: 3.47
Agree	8	53.33	<div><div></div></div>
Sometimes	6	40.00	<div><div></div></div>
Agree			
Sometimes	1	6.67	<div><div></div></div>
Disagree			
Disagree	0	0.00	<div><div></div></div>

36. The facility provided an adequate orientation.

Response	Frequency	Percent	Mean: 3.33
Agree	10	66.67	<div><div></div></div>
Sometimes	1	6.67	<div><div></div></div>
Agree			
Sometimes	3	20.00	<div><div></div></div>
Disagree			
Disagree	1	6.67	<div><div></div></div>

37. During my clinical I had sufficient opportunities (quality and quantity) to meet course objectives.

Response	Frequency	Percent	Mean: 3.87
Agree	13	86.67	<div><div></div></div>
Sometimes	2	13.33	<div><div></div></div>
Agree			
Sometimes	0	0.00	<div><div></div></div>
Disagree			
Disagree	0	0.00	<div><div></div></div>

38. I had an overall positive learning experience at my clinical rotation.

Response	Frequency	Percent	Mean: 4.00
Agree	15	100.00	<div><div></div></div>
Sometimes	0	0.00	<div><div></div></div>
Agree			
Sometimes	0	0.00	<div><div></div></div>
Disagree			
Disagree	0	0.00	<div><div></div></div>

Trinity Valley Community College

ADN Level I

Fall 2018

Sunflower Park Nursing Home

29. I felt welcomed at the clinical site by the nurses.

Response	Frequency	Percent	Mean: 3.00
Agree	1	25.00	<div><div></div></div>
Sometimes	2	50.00	<div><div></div></div>
Agree			
Sometimes	1	25.00	<div><div></div></div>
Disagree			
Disagree	0	0.00	<div><div></div></div>

31. I had adequate opportunities to complete the focused concept assignments.

Response	Frequency	Percent	Mean: 3.50
Agree	2	50.00	<div><div></div></div>
Sometimes	2	50.00	<div><div></div></div>
Agree			
Sometimes	0	0.00	<div><div></div></div>
Disagree			
Disagree	0	0.00	<div><div></div></div>

33. I had the opportunity to perform several assessments on the residents.

Response	Frequency	Percent	Mean: 3.50
Agree	2	50.00	<div><div></div></div>
Sometimes	2	50.00	<div><div></div></div>
Agree			
Sometimes	0	0.00	<div><div></div></div>
Disagree			
Disagree	0	0.00	<div><div></div></div>

35. During my rotation, I was able to interact with the facility staff.

Response	Frequency	Percent	Mean: 3.75
Agree	3	75.00	<div><div></div></div>
Sometimes	1	25.00	<div><div></div></div>
Agree			
Sometimes	0	0.00	<div><div></div></div>
Disagree			
Disagree	0	0.00	<div><div></div></div>

30. The facility staff demonstrated professional behaviors.

Response	Frequency	Percent	Mean: 3.50
Agree	2	50.00	<div><div></div></div>
Sometimes	2	50.00	<div><div></div></div>
Agree			
Sometimes	0	0.00	<div><div></div></div>
Disagree			
Disagree	0	0.00	<div><div></div></div>

32. The focused assignments helped to reinforce what I had learned about concepts in class.

Response	Frequency	Percent	Mean: 3.75
Agree	3	75.00	<div><div></div></div>
Sometimes	1	25.00	<div><div></div></div>
Agree			
Sometimes	0	0.00	<div><div></div></div>
Disagree			
Disagree	0	0.00	<div><div></div></div>

34. During my rotation, I was able to perform a variety of basic skills.

Response	Frequency	Percent	Mean: 3.50
Agree	2	50.00	<div><div></div></div>
Sometimes	2	50.00	<div><div></div></div>
Agree			
Sometimes	0	0.00	<div><div></div></div>
Disagree			
Disagree	0	0.00	<div><div></div></div>

36. The facility provided an adequate orientation.

Response	Frequency	Percent	Mean: 3.50
Agree	2	50.00	<div><div></div></div>
Sometimes	2	50.00	<div><div></div></div>
Agree			
Sometimes	0	0.00	<div><div></div></div>
Disagree			
Disagree	0	0.00	<div><div></div></div>

37. During my clinical I had sufficient opportunities (quality and quantity) to meet course objectives.

Response	Frequency	Percent	Mean: 3.75
Agree	3	75.00	<div><div></div></div>
Sometimes	1	25.00	<div><div></div></div>
Agree			
Sometimes	0	0.00	<div><div></div></div>
Disagree			
Disagree	0	0.00	<div><div></div></div>

38. I had an overall positive learning experience at my clinical rotation.

Response	Frequency	Percent	Mean: 3.75
Agree	3	75.00	<div><div></div></div>
Sometimes	1	25.00	<div><div></div></div>
Agree			
Sometimes	0	0.00	<div><div></div></div>
Disagree			
Disagree	0	0.00	<div><div></div></div>

Trinity Valley Community College

ADN Level I

Fall 2018

The Manor at Seagoville

29. I felt welcomed at the clinical site by the nurses.

Response	Frequency	Percent	Mean: 4.00
Agree	5	100.00	<div><div></div></div>
Sometimes	0	0.00	<div><div></div></div>
Agree			
Sometimes	0	0.00	<div><div></div></div>
Disagree			
Disagree	0	0.00	<div><div></div></div>

31. I had adequate opportunities to complete the focused concept assignments.

Response	Frequency	Percent	Mean: 4.00
Agree	5	100.00	<div><div></div></div>
Sometimes	0	0.00	<div><div></div></div>
Agree			
Sometimes	0	0.00	<div><div></div></div>
Disagree			
Disagree	0	0.00	<div><div></div></div>

33. I had the opportunity to perform several assessments on the residents.

Response	Frequency	Percent	Mean: 3.80
Agree	4	80.00	<div><div></div></div>
Sometimes	1	20.00	<div><div></div></div>
Agree			
Sometimes	0	0.00	<div><div></div></div>
Disagree			
Disagree	0	0.00	<div><div></div></div>

35. During my rotation, I was able to interact with the facility staff.

Response	Frequency	Percent	Mean: 4.00
Agree	5	100.00	<div><div></div></div>
Sometimes	0	0.00	<div><div></div></div>
Agree			
Sometimes	0	0.00	<div><div></div></div>
Disagree			
Disagree	0	0.00	<div><div></div></div>

30. The facility staff demonstrated professional behaviors.

Response	Frequency	Percent	Mean: 3.80
Agree	4	80.00	<div><div></div></div>
Sometimes	1	20.00	<div><div></div></div>
Agree			
Sometimes	0	0.00	<div><div></div></div>
Disagree			
Disagree	0	0.00	<div><div></div></div>

32. The focused assignments helped to reinforce what I had learned about concepts in class.

Response	Frequency	Percent	Mean: 4.00
Agree	5	100.00	<div><div></div></div>
Sometimes	0	0.00	<div><div></div></div>
Agree			
Sometimes	0	0.00	<div><div></div></div>
Disagree			
Disagree	0	0.00	<div><div></div></div>

34. During my rotation, I was able to perform a variety of basic skills.

Response	Frequency	Percent	Mean: 4.00
Agree	5	100.00	<div><div></div></div>
Sometimes	0	0.00	<div><div></div></div>
Agree			
Sometimes	0	0.00	<div><div></div></div>
Disagree			
Disagree	0	0.00	<div><div></div></div>

36. The facility provided an adequate orientation.

Response	Frequency	Percent	Mean: 3.80
Agree	4	80.00	<div><div></div></div>
Sometimes	1	20.00	<div><div></div></div>
Agree			
Sometimes	0	0.00	<div><div></div></div>
Disagree			
Disagree	0	0.00	<div><div></div></div>

37. During my clinical I had sufficient opportunities (quality and quantity) to meet course objectives.

Response	Frequency	Percent	Mean: 3.80
Agree	4	80.00	<div><div></div></div>
Sometimes	1	20.00	<div><div></div></div>
Agree			
Sometimes	0	0.00	<div><div></div></div>
Disagree			
Disagree	0	0.00	<div><div></div></div>

38. I had an overall positive learning experience at my clinical rotation.

Response	Frequency	Percent	Mean: 4.00
Agree	5	100.00	<div><div></div></div>
Sometimes	0	0.00	<div><div></div></div>
Agree			
Sometimes	0	0.00	<div><div></div></div>
Disagree			
Disagree	0	0.00	<div><div></div></div>

Trinity Valley Community College

ADN Level I

Fall 2018

Windsor Care Center

29. I felt welcomed at the clinical site by the nurses.

Response	Frequency	Percent	Mean: 2.56
Agree	1	11.11	<div><div></div></div>
Sometimes	3	33.33	<div><div></div></div>
Agree			
Sometimes	5	55.56	<div><div></div></div>
Disagree			
Disagree	0	0.00	<div><div></div></div>

31. I had adequate opportunities to complete the focused concept assignments.

Response	Frequency	Percent	Mean: 3.67
Agree	7	77.78	<div><div></div></div>
Sometimes	1	11.11	<div><div></div></div>
Agree			
Sometimes	1	11.11	<div><div></div></div>
Disagree			
Disagree	0	0.00	<div><div></div></div>

33. I had the opportunity to perform several assessments on the residents.

Response	Frequency	Percent	Mean: 3.44
Agree	6	66.67	<div><div></div></div>
Sometimes	2	22.22	<div><div></div></div>
Agree			
Sometimes	0	0.00	<div><div></div></div>
Disagree			
Disagree	1	11.11	<div><div></div></div>

35. During my rotation, I was able to interact with the facility staff.

Response	Frequency	Percent	Mean: 3.11
Agree	4	44.44	<div><div></div></div>
Sometimes	2	22.22	<div><div></div></div>
Agree			
Sometimes	3	33.33	<div><div></div></div>
Disagree			
Disagree	0	0.00	<div><div></div></div>

30. The facility staff demonstrated professional behaviors.

Response	Frequency	Percent	Mean: 2.11
Agree	2	22.22	<div><div></div></div>
Sometimes	0	0.00	<div><div></div></div>
Agree			
Sometimes	4	44.44	<div><div></div></div>
Disagree			
Disagree	3	33.33	<div><div></div></div>

32. The focused assignments helped to reinforce what I had learned about concepts in class.

Response	Frequency	Percent	Mean: 3.67
Agree	7	77.78	<div><div></div></div>
Sometimes	1	11.11	<div><div></div></div>
Agree			
Sometimes	1	11.11	<div><div></div></div>
Disagree			
Disagree	0	0.00	<div><div></div></div>

34. During my rotation, I was able to perform a variety of basic skills.

Response	Frequency	Percent	Mean: 3.44
Agree	5	55.56	<div><div></div></div>
Sometimes	3	33.33	<div><div></div></div>
Agree			
Sometimes	1	11.11	<div><div></div></div>
Disagree			
Disagree	0	0.00	<div><div></div></div>

36. The facility provided an adequate orientation.

Response	Frequency	Percent	Mean: 2.22
Agree	3	33.33	<div><div></div></div>
Sometimes	0	0.00	<div><div></div></div>
Agree			
Sometimes	2	22.22	<div><div></div></div>
Disagree			
Disagree	4	44.44	<div><div></div></div>

37. During my clinical I had sufficient opportunities (quality and quantity) to meet course objectives.

Response	Frequency	Percent	Mean: 3.89
Agree	8	88.89	<div><div></div></div>
Sometimes	1	11.11	<div><div></div></div>
Agree			
Sometimes	0	0.00	<div><div></div></div>
Disagree			
Disagree	0	0.00	<div><div></div></div>

38. I had an overall positive learning experience at my clinical rotation.

Response	Frequency	Percent	Mean: 3.33
Agree	6	66.67	<div><div></div></div>
Sometimes	1	11.11	<div><div></div></div>
Agree			
Sometimes	1	11.11	<div><div></div></div>
Disagree			
Disagree	1	11.11	<div><div></div></div>

Trinity Valley Community College

ADN Level I

Fall 2018

David Dausman

39. My clinical instructor was on time for clinical.

Response	Frequency	Percent	Mean: 4.00
Agree	4	100.00	
Sometimes	0	0.00	
Agree			
Sometimes	0	0.00	
Disagree			
Disagree	0	0.00	

40. My clinical instructor promoted an environment in which I felt respected.

Response	Frequency	Percent	Mean: 4.00
Agree	4	100.00	
Sometimes	0	0.00	
Agree			
Sometimes	0	0.00	
Disagree			
Disagree	0	0.00	

41. My clinical instructor demonstrated evidence of current nursing knowledge.

Response	Frequency	Percent	Mean: 4.00
Agree	4	100.00	
Sometimes	0	0.00	
Agree			
Sometimes	0	0.00	
Disagree			
Disagree	0	0.00	

42. My clinical instructor demonstrated evidence of competency in nursing skills.

Response	Frequency	Percent	Mean: 4.00
Agree	4	100.00	
Sometimes	0	0.00	
Agree			
Sometimes	0	0.00	
Disagree			
Disagree	0	0.00	

43. My clinical instructor was available for the supervision of skills.

Response	Frequency	Percent	Mean: 4.00
Agree	4	100.00	
Sometimes	0	0.00	
Agree			
Sometimes	0	0.00	
Disagree			
Disagree	0	0.00	

44. My clinical instructor provided me with constructive feedback on my progress in clinical.

Response	Frequency	Percent	Mean: 4.00
Agree	4	100.00	
Sometimes	0	0.00	
Agree			
Sometimes	0	0.00	
Disagree			
Disagree	0	0.00	

45. My clinical instructor facilitated post-conference to enhance meeting of clinical objectives.

Response	Frequency	Percent	Mean: 4.00
Agree	4	100.00	
Sometimes	0	0.00	
Agree			
Sometimes	0	0.00	
Disagree			
Disagree	0	0.00	

46. My clinical instructor facilitated post-conference so that my understanding of concepts was enhanced.

Response	Frequency	Percent	Mean: 4.00
Agree	4	100.00	
Sometimes	0	0.00	
Agree			
Sometimes	0	0.00	
Disagree			
Disagree	0	0.00	

47. My clinical instructor acted as a positive role model regarding patient safety, client advocacy, caring, cultural sensitivity, and collaboration.

Response	Frequency	Percent	Mean: 4.00
Agree	4	100.00	
Sometimes Agree	0	0.00	
Sometimes Disagree	0	0.00	
Disagree	0	0.00	

Trinity Valley Community College

ADN Level I

Fall 2018

Glenda Delacerda

39. My clinical instructor was on time for clinical.

Response	Frequency	Percent	Mean: 4.00
Agree	3	100.00	
Sometimes	0	0.00	
Agree			
Sometimes	0	0.00	
Disagree			
Disagree	0	0.00	

40. My clinical instructor promoted an environment in which I felt respected.

Response	Frequency	Percent	Mean: 4.00
Agree	3	100.00	
Sometimes	0	0.00	
Agree			
Sometimes	0	0.00	
Disagree			
Disagree	0	0.00	

41. My clinical instructor demonstrated evidence of current nursing knowledge.

Response	Frequency	Percent	Mean: 4.00
Agree	3	100.00	
Sometimes	0	0.00	
Agree			
Sometimes	0	0.00	
Disagree			
Disagree	0	0.00	

42. My clinical instructor demonstrated evidence of competency in nursing skills.

Response	Frequency	Percent	Mean: 4.00
Agree	3	100.00	
Sometimes	0	0.00	
Agree			
Sometimes	0	0.00	
Disagree			
Disagree	0	0.00	

43. My clinical instructor was available for the supervision of skills.

Response	Frequency	Percent	Mean: 4.00
Agree	3	100.00	
Sometimes	0	0.00	
Agree			
Sometimes	0	0.00	
Disagree			
Disagree	0	0.00	

44. My clinical instructor provided me with constructive feedback on my progress in clinical.

Response	Frequency	Percent	Mean: 4.00
Agree	3	100.00	
Sometimes	0	0.00	
Agree			
Sometimes	0	0.00	
Disagree			
Disagree	0	0.00	

45. My clinical instructor facilitated post-conference to enhance meeting of clinical objectives.

Response	Frequency	Percent	Mean: 4.00
Agree	3	100.00	
Sometimes	0	0.00	
Agree			
Sometimes	0	0.00	
Disagree			
Disagree	0	0.00	

46. My clinical instructor facilitated post-conference so that my understanding of concepts was enhanced.

Response	Frequency	Percent	Mean: 4.00
Agree	3	100.00	
Sometimes	0	0.00	
Agree			
Sometimes	0	0.00	
Disagree			
Disagree	0	0.00	

47. My clinical instructor acted as a positive role model regarding patient safety, client advocacy, caring, cultural sensitivity, and collaboration.

Response	Frequency	Percent	Mean: 4.00
Agree	3	100.00	
Sometimes	0	0.00	
Agree			
Sometimes	0	0.00	
Disagree			
Disagree	0	0.00	

Trinity Valley Community College

ADN Level I

Fall 2018

Kerri Wyble

39. My clinical instructor was on time for clinical.

Response	Frequency	Percent	Mean: 4.00
Agree	9	100.00	
Sometimes	0	0.00	
Agree			
Sometimes	0	0.00	
Disagree			
Disagree	0	0.00	

40. My clinical instructor promoted an environment in which I felt respected.

Response	Frequency	Percent	Mean: 4.00
Agree	9	100.00	
Sometimes	0	0.00	
Agree			
Sometimes	0	0.00	
Disagree			
Disagree	0	0.00	

41. My clinical instructor demonstrated evidence of current nursing knowledge.

Response	Frequency	Percent	Mean: 4.00
Agree	9	100.00	
Sometimes	0	0.00	
Agree			
Sometimes	0	0.00	
Disagree			
Disagree	0	0.00	

42. My clinical instructor demonstrated evidence of competency in nursing skills.

Response	Frequency	Percent	Mean: 4.00
Agree	9	100.00	
Sometimes	0	0.00	
Agree			
Sometimes	0	0.00	
Disagree			
Disagree	0	0.00	

43. My clinical instructor was available for the supervision of skills.

Response	Frequency	Percent	Mean: 4.00
Agree	9	100.00	
Sometimes	0	0.00	
Agree			
Sometimes	0	0.00	
Disagree			
Disagree	0	0.00	

44. My clinical instructor provided me with constructive feedback on my progress in clinical.

Response	Frequency	Percent	Mean: 4.00
Agree	9	100.00	
Sometimes	0	0.00	
Agree			
Sometimes	0	0.00	
Disagree			
Disagree	0	0.00	

45. My clinical instructor facilitated post-conference to enhance meeting of clinical objectives.

Response	Frequency	Percent	Mean: 4.00
Agree	9	100.00	
Sometimes	0	0.00	
Agree			
Sometimes	0	0.00	
Disagree			
Disagree	0	0.00	

46. My clinical instructor facilitated post-conference so that my understanding of concepts was enhanced.

Response	Frequency	Percent	Mean: 4.00
Agree	9	100.00	
Sometimes	0	0.00	
Agree			
Sometimes	0	0.00	
Disagree			
Disagree	0	0.00	

47. My clinical instructor acted as a positive role model regarding patient safety, client advocacy, caring, cultural sensitivity, and collaboration.

Response	Frequency	Percent	Mean: 4.00
Agree	9	100.00	
Sometimes	0	0.00	
Agree			
Sometimes	0	0.00	
Disagree			
Disagree	0	0.00	

Trinity Valley Community College

ADN Level I

Fall 2018

Mary Krieger

39. My clinical instructor was on time for clinical.

Response	Frequency	Percent	Mean: 4.00
Agree	15	100.00	
Sometimes	0	0.00	
Agree			
Sometimes	0	0.00	
Disagree			
Disagree	0	0.00	

40. My clinical instructor promoted an environment in which I felt respected.

Response	Frequency	Percent	Mean: 4.00
Agree	15	100.00	
Sometimes	0	0.00	
Agree			
Sometimes	0	0.00	
Disagree			
Disagree	0	0.00	

41. My clinical instructor demonstrated evidence of current nursing knowledge.

Response	Frequency	Percent	Mean: 4.00
Agree	15	100.00	
Sometimes	0	0.00	
Agree			
Sometimes	0	0.00	
Disagree			
Disagree	0	0.00	

42. My clinical instructor demonstrated evidence of competency in nursing skills.

Response	Frequency	Percent	Mean: 4.00
Agree	15	100.00	
Sometimes	0	0.00	
Agree			
Sometimes	0	0.00	
Disagree			
Disagree	0	0.00	

43. My clinical instructor was available for the supervision of skills.

Response	Frequency	Percent	Mean: 4.00
Agree	15	100.00	
Sometimes	0	0.00	
Agree			
Sometimes	0	0.00	
Disagree			
Disagree	0	0.00	

44. My clinical instructor provided me with constructive feedback on my progress in clinical.

Response	Frequency	Percent	Mean: 4.00
Agree	15	100.00	
Sometimes	0	0.00	
Agree			
Sometimes	0	0.00	
Disagree			
Disagree	0	0.00	

45. My clinical instructor facilitated post-conference to enhance meeting of clinical objectives.

Response	Frequency	Percent	Mean: 4.00
Agree	15	100.00	
Sometimes	0	0.00	
Agree			
Sometimes	0	0.00	
Disagree			
Disagree	0	0.00	

46. My clinical instructor facilitated post-conference so that my understanding of concepts was enhanced.

Response	Frequency	Percent	Mean: 4.00
Agree	15	100.00	
Sometimes	0	0.00	
Agree			
Sometimes	0	0.00	
Disagree			
Disagree	0	0.00	

47. My clinical instructor acted as a positive role model regarding patient safety, client advocacy, caring, cultural sensitivity, and collaboration.

Response	Frequency	Percent	Mean: 4.00
Agree	15	100.00	
Sometimes	0	0.00	
Agree			
Sometimes	0	0.00	
Disagree			
Disagree	0	0.00	

Trinity Valley Community College

ADN Level I

Fall 2018

Michelle Whittenberg

39. My clinical instructor was on time for clinical.

Response	Frequency	Percent	Mean: 4.00
Agree	8	100.00	<div><div></div></div>
Sometimes	0	0.00	<div><div></div></div>
Agree			
Sometimes	0	0.00	<div><div></div></div>
Disagree			
Disagree	0	0.00	<div><div></div></div>

40. My clinical instructor promoted an environment in which I felt respected.

Response	Frequency	Percent	Mean: 4.00
Agree	8	100.00	<div><div></div></div>
Sometimes	0	0.00	<div><div></div></div>
Agree			
Sometimes	0	0.00	<div><div></div></div>
Disagree			
Disagree	0	0.00	<div><div></div></div>

41. My clinical instructor demonstrated evidence of current nursing knowledge.

Response	Frequency	Percent	Mean: 4.00
Agree	8	100.00	<div><div></div></div>
Sometimes	0	0.00	<div><div></div></div>
Agree			
Sometimes	0	0.00	<div><div></div></div>
Disagree			
Disagree	0	0.00	<div><div></div></div>

42. My clinical instructor demonstrated evidence of competency in nursing skills.

Response	Frequency	Percent	Mean: 4.00
Agree	8	100.00	<div><div></div></div>
Sometimes	0	0.00	<div><div></div></div>
Agree			
Sometimes	0	0.00	<div><div></div></div>
Disagree			
Disagree	0	0.00	<div><div></div></div>

43. My clinical instructor was available for the supervision of skills.

Response	Frequency	Percent	Mean: 3.88
Agree	7	87.50	<div><div></div></div>
Sometimes	1	12.50	<div><div></div></div>
Agree			
Sometimes	0	0.00	<div><div></div></div>
Disagree			
Disagree	0	0.00	<div><div></div></div>

44. My clinical instructor provided me with constructive feedback on my progress in clinical.

Response	Frequency	Percent	Mean: 4.00
Agree	8	100.00	<div><div></div></div>
Sometimes	0	0.00	<div><div></div></div>
Agree			
Sometimes	0	0.00	<div><div></div></div>
Disagree			
Disagree	0	0.00	<div><div></div></div>

45. My clinical instructor facilitated post-conference to enhance meeting of clinical objectives.

Response	Frequency	Percent	Mean: 4.00
Agree	8	100.00	<div><div></div></div>
Sometimes	0	0.00	<div><div></div></div>
Agree			
Sometimes	0	0.00	<div><div></div></div>
Disagree			
Disagree	0	0.00	<div><div></div></div>

46. My clinical instructor facilitated post-conference so that my understanding of concepts was enhanced.

Response	Frequency	Percent	Mean: 4.00
Agree	8	100.00	<div><div></div></div>
Sometimes	0	0.00	<div><div></div></div>
Agree			
Sometimes	0	0.00	<div><div></div></div>
Disagree			
Disagree	0	0.00	<div><div></div></div>

47. My clinical instructor acted as a positive role model regarding patient safety, client advocacy, caring, cultural sensitivity, and collaboration.

Response	Frequency	Percent	Mean: 4.00
Agree	8	100.00	
Sometimes Agree	0	0.00	
Sometimes Disagree	0	0.00	
Disagree	0	0.00	

Trinity Valley Community College

ADN Level I

Fall 2018

Patti Vasquez

39. My clinical instructor was on time for clinical.

Response	Frequency	Percent	Mean: 4.00
Agree	8	100.00	
Sometimes	0	0.00	
Agree			
Sometimes	0	0.00	
Disagree			
Disagree	0	0.00	

40. My clinical instructor promoted an environment in which I felt respected.

Response	Frequency	Percent	Mean: 4.00
Agree	8	100.00	
Sometimes	0	0.00	
Agree			
Sometimes	0	0.00	
Disagree			
Disagree	0	0.00	

41. My clinical instructor demonstrated evidence of current nursing knowledge.

Response	Frequency	Percent	Mean: 4.00
Agree	8	100.00	
Sometimes	0	0.00	
Agree			
Sometimes	0	0.00	
Disagree			
Disagree	0	0.00	

42. My clinical instructor demonstrated evidence of competency in nursing skills.

Response	Frequency	Percent	Mean: 4.00
Agree	8	100.00	
Sometimes	0	0.00	
Agree			
Sometimes	0	0.00	
Disagree			
Disagree	0	0.00	

43. My clinical instructor was available for the supervision of skills.

Response	Frequency	Percent	Mean: 4.00
Agree	8	100.00	
Sometimes	0	0.00	
Agree			
Sometimes	0	0.00	
Disagree			
Disagree	0	0.00	

44. My clinical instructor provided me with constructive feedback on my progress in clinical.

Response	Frequency	Percent	Mean: 4.00
Agree	8	100.00	
Sometimes	0	0.00	
Agree			
Sometimes	0	0.00	
Disagree			
Disagree	0	0.00	

45. My clinical instructor facilitated post-conference to enhance meeting of clinical objectives.

Response	Frequency	Percent	Mean: 4.00
Agree	8	100.00	
Sometimes	0	0.00	
Agree			
Sometimes	0	0.00	
Disagree			
Disagree	0	0.00	

46. My clinical instructor facilitated post-conference so that my understanding of concepts was enhanced.

Response	Frequency	Percent	Mean: 4.00
Agree	8	100.00	
Sometimes	0	0.00	
Agree			
Sometimes	0	0.00	
Disagree			
Disagree	0	0.00	

47. My clinical instructor acted as a positive role model regarding patient safety, client advocacy, caring, cultural sensitivity, and collaboration.

Response	Frequency	Percent	Mean: 4.00
Agree	8	100.00	
Sometimes Agree	0	0.00	
Sometimes Disagree	0	0.00	
Disagree	0	0.00	

Trinity Valley Community College

ADN Level I

Fall 2018

Rachel Akpom

39. My clinical instructor was on time for clinical.

Response	Frequency	Percent	Mean: 1.00
Agree	0	0.00	<div></div>
Sometimes	0	0.00	<div></div>
Agree			
Sometimes	0	0.00	<div></div>
Disagree			
Disagree	2	100.00	<div></div>

41. My clinical instructor demonstrated evidence of current nursing knowledge.

Response	Frequency	Percent	Mean: 4.00
Agree	2	100.00	<div></div>
Sometimes	0	0.00	<div></div>
Agree			
Sometimes	0	0.00	<div></div>
Disagree			
Disagree	0	0.00	<div></div>

43. My clinical instructor was available for the supervision of skills.

Response	Frequency	Percent	Mean: 2.00
Agree	0	0.00	<div></div>
Sometimes	0	0.00	<div></div>
Agree			
Sometimes	2	100.00	<div></div>
Disagree			
Disagree	0	0.00	<div></div>

45. My clinical instructor facilitated post-conference to enhance meeting of clinical objectives.

Response	Frequency	Percent	Mean: 3.50
Agree	1	50.00	<div></div>
Sometimes	1	50.00	<div></div>
Agree			
Sometimes	0	0.00	<div></div>
Disagree			
Disagree	0	0.00	<div></div>

40. My clinical instructor promoted an environment in which I felt respected.

Response	Frequency	Percent	Mean: 1.50
Agree	0	0.00	<div></div>
Sometimes	0	0.00	<div></div>
Agree			
Sometimes	1	50.00	<div></div>
Disagree			
Disagree	1	50.00	<div></div>

42. My clinical instructor demonstrated evidence of competency in nursing skills.

Response	Frequency	Percent	Mean: 4.00
Agree	2	100.00	<div></div>
Sometimes	0	0.00	<div></div>
Agree			
Sometimes	0	0.00	<div></div>
Disagree			
Disagree	0	0.00	<div></div>

44. My clinical instructor provided me with constructive feedback on my progress in clinical.

Response	Frequency	Percent	Mean: 2.50
Agree	0	0.00	<div></div>
Sometimes	1	50.00	<div></div>
Agree			
Sometimes	1	50.00	<div></div>
Disagree			
Disagree	0	0.00	<div></div>

46. My clinical instructor facilitated post-conference so that my understanding of concepts was enhanced.

Response	Frequency	Percent	Mean: 2.50
Agree	1	50.00	<div></div>
Sometimes	0	0.00	<div></div>
Agree			
Sometimes	0	0.00	<div></div>
Disagree			
Disagree	1	50.00	<div></div>

47. My clinical instructor acted as a positive role model regarding patient safety, client advocacy, caring, cultural sensitivity, and collaboration.

Response	Frequency	Percent	Mean: 2.00
Agree	0	0.00	<div></div>
Sometimes Agree	1	50.00	<div></div>
Sometimes Disagree	0	0.00	<div></div>
Disagree	1	50.00	<div></div>

Trinity Valley Community College

ADN Level I

Fall 2018

Valarie Walton

39. My clinical instructor was on time for clinical.

Response	Frequency	Percent	Mean: 3.50
Agree	3	75.00	<div><div></div></div>
Sometimes	0	0.00	<div><div></div></div>
Agree			
Sometimes	1	25.00	<div><div></div></div>
Disagree			
Disagree	0	0.00	<div><div></div></div>

40. My clinical instructor promoted an environment in which I felt respected.

Response	Frequency	Percent	Mean: 3.50
Agree	2	50.00	<div><div></div></div>
Sometimes	2	50.00	<div><div></div></div>
Agree			
Sometimes	0	0.00	<div><div></div></div>
Disagree			
Disagree	0	0.00	<div><div></div></div>

41. My clinical instructor demonstrated evidence of current nursing knowledge.

Response	Frequency	Percent	Mean: 3.75
Agree	3	75.00	<div><div></div></div>
Sometimes	1	25.00	<div><div></div></div>
Agree			
Sometimes	0	0.00	<div><div></div></div>
Disagree			
Disagree	0	0.00	<div><div></div></div>

42. My clinical instructor demonstrated evidence of competency in nursing skills.

Response	Frequency	Percent	Mean: 3.50
Agree	3	75.00	<div><div></div></div>
Sometimes	0	0.00	<div><div></div></div>
Agree			
Sometimes	1	25.00	<div><div></div></div>
Disagree			
Disagree	0	0.00	<div><div></div></div>

43. My clinical instructor was available for the supervision of skills.

Response	Frequency	Percent	Mean: 3.00
Agree	1	25.00	<div><div></div></div>
Sometimes	2	50.00	<div><div></div></div>
Agree			
Sometimes	1	25.00	<div><div></div></div>
Disagree			
Disagree	0	0.00	<div><div></div></div>

44. My clinical instructor provided me with constructive feedback on my progress in clinical.

Response	Frequency	Percent	Mean: 3.00
Agree	2	50.00	<div><div></div></div>
Sometimes	1	25.00	<div><div></div></div>
Agree			
Sometimes	0	0.00	<div><div></div></div>
Disagree			
Disagree	1	25.00	<div><div></div></div>

45. My clinical instructor facilitated post-conference to enhance meeting of clinical objectives.

Response	Frequency	Percent	Mean: 3.00
Agree	2	50.00	<div><div></div></div>
Sometimes	1	25.00	<div><div></div></div>
Agree			
Sometimes	0	0.00	<div><div></div></div>
Disagree			
Disagree	1	25.00	<div><div></div></div>

46. My clinical instructor facilitated post-conference so that my understanding of concepts was enhanced.

Response	Frequency	Percent	Mean: 3.25
Agree	1	25.00	<div><div></div></div>
Sometimes	3	75.00	<div><div></div></div>
Agree			
Sometimes	0	0.00	<div><div></div></div>
Disagree			
Disagree	0	0.00	<div><div></div></div>

47. My clinical instructor acted as a positive role model regarding patient safety, client advocacy, caring, cultural sensitivity, and collaboration.

Response	Frequency	Percent	Mean: 3.33
Agree	1	33.33	<div><div></div></div>
Sometimes Agree	2	66.67	<div><div></div></div>
Sometimes Disagree	0	0.00	<div><div></div></div>
Disagree	0	0.00	<div><div></div></div>

Trinity Valley Community College

ADN Level I

Fall 2018

Victoria Serdan

39. My clinical instructor was on time for clinical.

Response	Frequency	Percent	Mean: 4.00
Agree	4	100.00	
Sometimes	0	0.00	
Agree			
Sometimes	0	0.00	
Disagree			
Disagree	0	0.00	

40. My clinical instructor promoted an environment in which I felt respected.

Response	Frequency	Percent	Mean: 4.00
Agree	4	100.00	
Sometimes	0	0.00	
Agree			
Sometimes	0	0.00	
Disagree			
Disagree	0	0.00	

41. My clinical instructor demonstrated evidence of current nursing knowledge.

Response	Frequency	Percent	Mean: 4.00
Agree	4	100.00	
Sometimes	0	0.00	
Agree			
Sometimes	0	0.00	
Disagree			
Disagree	0	0.00	

42. My clinical instructor demonstrated evidence of competency in nursing skills.

Response	Frequency	Percent	Mean: 4.00
Agree	4	100.00	
Sometimes	0	0.00	
Agree			
Sometimes	0	0.00	
Disagree			
Disagree	0	0.00	

43. My clinical instructor was available for the supervision of skills.

Response	Frequency	Percent	Mean: 4.00
Agree	4	100.00	
Sometimes	0	0.00	
Agree			
Sometimes	0	0.00	
Disagree			
Disagree	0	0.00	

44. My clinical instructor provided me with constructive feedback on my progress in clinical.

Response	Frequency	Percent	Mean: 4.00
Agree	4	100.00	
Sometimes	0	0.00	
Agree			
Sometimes	0	0.00	
Disagree			
Disagree	0	0.00	

45. My clinical instructor facilitated post-conference to enhance meeting of clinical objectives.

Response	Frequency	Percent	Mean: 4.00
Agree	4	100.00	
Sometimes	0	0.00	
Agree			
Sometimes	0	0.00	
Disagree			
Disagree	0	0.00	

46. My clinical instructor facilitated post-conference so that my understanding of concepts was enhanced.

Response	Frequency	Percent	Mean: 4.00
Agree	4	100.00	
Sometimes	0	0.00	
Agree			
Sometimes	0	0.00	
Disagree			
Disagree	0	0.00	

47. My clinical instructor acted as a positive role model regarding patient safety, client advocacy, caring, cultural sensitivity, and collaboration.

Response	Frequency	Percent	Mean: 4.00
Agree	4	100.00	
Sometimes	0	0.00	
Agree			
Sometimes	0	0.00	
Disagree			
Disagree	0	0.00	

Trinity Valley Community College

ADN Level I

Fall 2018

48. The skills lab coordinator/instructors were organized.

Response	Frequency	Percent	Mean: 3.87
Agree	50	90.91	<div><div></div></div>
Sometimes	3	5.45	<div><div></div></div>
Agree			
Sometimes	2	3.64	<div><div></div></div>
Disagree			
Disagree	0	0.00	<div><div></div></div>

50. The skills lab coordinator/instructors evaluated performance according to specified criteria.

Response	Frequency	Percent	Mean: 3.86
Agree	49	87.50	<div><div></div></div>
Sometimes	6	10.71	<div><div></div></div>
Agree			
Sometimes	1	1.79	<div><div></div></div>
Disagree			
Disagree	0	0.00	<div><div></div></div>

52. The skills lab coordinator/instructors were available to assist in practice when needed.

Response	Frequency	Percent	Mean: 3.87
Agree	49	90.74	<div><div></div></div>
Sometimes	3	5.56	<div><div></div></div>
Agree			
Sometimes	2	3.70	<div><div></div></div>
Disagree			
Disagree	0	0.00	<div><div></div></div>

54. Sufficient time was allotted to practice skills.

Response	Frequency	Percent	Mean: 3.72
Agree	46	80.70	<div><div></div></div>
Sometimes	7	12.28	<div><div></div></div>
Agree			
Sometimes	3	5.26	<div><div></div></div>
Disagree			
Disagree	1	1.75	<div><div></div></div>

49. The skills lab coordinator/instructors explained expectations satisfactorily.

Response	Frequency	Percent	Mean: 3.84
Agree	50	89.29	<div><div></div></div>
Sometimes	3	5.36	<div><div></div></div>
Agree			
Sometimes	3	5.36	<div><div></div></div>
Disagree			
Disagree	0	0.00	<div><div></div></div>

51. The skills lab coordinator/instructors answered questions satisfactorily.

Response	Frequency	Percent	Mean: 3.84
Agree	49	87.50	<div><div></div></div>
Sometimes	5	8.93	<div><div></div></div>
Agree			
Sometimes	2	3.57	<div><div></div></div>
Disagree			
Disagree	0	0.00	<div><div></div></div>

53. Adequate equipment was available.

Response	Frequency	Percent	Mean: 3.79
Agree	48	84.21	<div><div></div></div>
Sometimes	7	12.28	<div><div></div></div>
Agree			
Sometimes	1	1.75	<div><div></div></div>
Disagree			
Disagree	1	1.75	<div><div></div></div>

55. Sufficient time was allotted for check-offs.

Response	Frequency	Percent	Mean: 3.81
Agree	50	87.72	<div><div></div></div>
Sometimes	4	7.02	<div><div></div></div>
Agree			
Sometimes	2	3.51	<div><div></div></div>
Disagree			
Disagree	1	1.75	<div><div></div></div>

Trinity Valley Community College

ADN Level I

Fall 2018

56. Orientation to simulation was adequate.

Response	Frequency	Percent	Mean: 4.00
Agree	57	100.00	
Sometimes	0	0.00	
Agree			
Sometimes	0	0.00	
Disagree			
Disagree	0	0.00	

57. The simulation coordinator/instructors explained expectations satisfactorily.

Response	Frequency	Percent	Mean: 4.00
Agree	57	100.00	
Sometimes	0	0.00	
Agree			
Sometimes	0	0.00	
Disagree			
Disagree	0	0.00	

58. The simulation experiences gave me an opportunity to make clinical judgments.

Response	Frequency	Percent	Mean: 3.98
Agree	56	98.25	
Sometimes	1	1.75	
Agree			
Sometimes	0	0.00	
Disagree			
Disagree	0	0.00	

59. Simulation gave me an opportunity to be a part of a team.

Response	Frequency	Percent	Mean: 4.00
Agree	57	100.00	
Sometimes	0	0.00	
Agree			
Sometimes	0	0.00	
Disagree			
Disagree	0	0.00	

60. Simulation helped to reinforce what I had learned about concepts during class.

Response	Frequency	Percent	Mean: 4.00
Agree	57	100.00	
Sometimes	0	0.00	
Agree			
Sometimes	0	0.00	
Disagree			
Disagree	0	0.00	

61. The debriefing sessions were helpful in improving my clinical decision-making.

Response	Frequency	Percent	Mean: 4.00
Agree	57	100.00	
Sometimes	0	0.00	
Agree			
Sometimes	0	0.00	
Disagree			
Disagree	0	0.00	