

Trinity Valley Community College

ADN Level III

Fall 2019

1. The concept objectives were clearly stated, measurable, and attainable.

Response	Frequency	Percent	Mean: 3.75
Agree	45	81.82	<div><div></div></div>
Sometimes	7	12.73	<div><div></div></div>
Agree			
Sometimes	2	3.64	<div><div></div></div>
Disagree			
Disagree	1	1.82	<div><div></div></div>

2. The tests covered the concept objectives.

Response	Frequency	Percent	Mean: 3.65
Agree	40	72.73	<div><div></div></div>
Sometimes	12	21.82	<div><div></div></div>
Agree			
Sometimes	2	3.64	<div><div></div></div>
Disagree			
Disagree	1	1.82	<div><div></div></div>

3. The classroom instructors presented current information about their concepts and key exemplars.

Response	Frequency	Percent	Mean: 3.67
Agree	41	74.55	<div><div></div></div>
Sometimes	10	18.18	<div><div></div></div>
Agree			
Sometimes	4	7.27	<div><div></div></div>
Disagree			
Disagree	0	0.00	<div><div></div></div>

4. The classroom instructors were organized in their presentations.

Response	Frequency	Percent	Mean: 3.31
Agree	28	50.91	<div><div></div></div>
Sometimes	17	30.91	<div><div></div></div>
Agree			
Sometimes	9	16.36	<div><div></div></div>
Disagree			
Disagree	1	1.82	<div><div></div></div>

5. The instructors covered the concepts in depth in voice over PowerPoint or class presentations.

Response	Frequency	Percent	Mean: 3.45
Agree	33	60.00	<div><div></div></div>
Sometimes	15	27.27	<div><div></div></div>
Agree			
Sometimes	6	10.91	<div><div></div></div>
Disagree			
Disagree	1	1.82	<div><div></div></div>

6. The classroom instructors asked questions during class which stimulated discussion and critical thinking.

Response	Frequency	Percent	Mean: 3.56
Agree	36	65.45	<div><div></div></div>
Sometimes	15	27.27	<div><div></div></div>
Agree			
Sometimes	3	5.45	<div><div></div></div>
Disagree			
Disagree	1	1.82	<div><div></div></div>

7. The classroom instructors answered my questions satisfactorily.

Response	Frequency	Percent	Mean: 3.64
Agree	38	69.09	<div><div></div></div>
Sometimes	15	27.27	<div><div></div></div>
Agree			
Sometimes	1	1.82	<div><div></div></div>
Disagree			
Disagree	1	1.82	<div><div></div></div>

8. The classroom instructors used a variety of interactive activities to help students gain a deeper understanding of the concepts and exemplars.

Response	Frequency	Percent	Mean: 3.38
Agree	31	56.36	<div><div></div></div>
Sometimes	16	29.09	<div><div></div></div>
Agree			
Sometimes	6	10.91	<div><div></div></div>
Disagree			
Disagree	2	3.64	<div><div></div></div>

9. I felt engaged during the classroom presentations and activities.

Response	Frequency	Percent	Mean: 3.09
Agree	26	47.27	<div><div></div></div>
Sometimes	14	25.45	<div><div></div></div>
Agree			
Sometimes	9	16.36	<div><div></div></div>
Disagree			
Disagree	6	10.91	<div><div></div></div>

11. I was able to get help in obtaining and using library resources if I needed it.

Response	Frequency	Percent	Mean: 3.78
Agree	45	81.82	<div><div></div></div>
Sometimes	9	16.36	<div><div></div></div>
Agree			
Sometimes	0	0.00	<div><div></div></div>
Disagree			
Disagree	1	1.82	<div><div></div></div>

13. Canvas resources and activities helped me in meeting the course objectives/requirements.

Response	Frequency	Percent	Mean: 3.78
Agree	44	80.00	<div><div></div></div>
Sometimes	9	16.36	<div><div></div></div>
Agree			
Sometimes	0	0.00	<div><div></div></div>
Disagree			
Disagree	1	1.82	<div><div></div></div>
Invalid	1	1.82	<div><div></div></div>

15. I received an adequate orientation to Canvas.

Response	Frequency	Percent	Mean: 3.85
Agree	47	85.45	<div><div></div></div>
Sometimes	5	9.09	<div><div></div></div>
Agree			
Sometimes	0	0.00	<div><div></div></div>
Disagree			
Disagree	1	1.82	<div><div></div></div>
Invalid	2	3.64	<div><div></div></div>

10. I have improved my understanding of concepts and principles related to patient care by the instructors' presentations.

Response	Frequency	Percent	Mean: 3.58
Agree	39	70.91	<div><div></div></div>
Sometimes	11	20.00	<div><div></div></div>
Agree			
Sometimes	3	5.45	<div><div></div></div>
Disagree			
Disagree	2	3.64	<div><div></div></div>

12. Learning resources are current, comprehensive, use contemporary technology, accessible and available in a timely manner.

Response	Frequency	Percent	Mean: 3.69
Agree	40	72.73	<div><div></div></div>
Sometimes	14	25.45	<div><div></div></div>
Agree			
Sometimes	0	0.00	<div><div></div></div>
Disagree			
Disagree	1	1.82	<div><div></div></div>

14. Support for accessing Canvas was available if I needed it.

Response	Frequency	Percent	Mean: 3.87
Agree	47	85.45	<div><div></div></div>
Sometimes	7	12.73	<div><div></div></div>
Agree			
Sometimes	0	0.00	<div><div></div></div>
Disagree			
Disagree	0	0.00	<div><div></div></div>
Invalid	1	1.82	<div><div></div></div>

16. The Medical-Surgical Textbook was easy to understand and provided adequate information to meet the course objectives.

Response	Frequency	Percent	Mean: 3.80
Agree	45	81.82	<div><div></div></div>
Sometimes	7	12.73	<div><div></div></div>
Agree			
Sometimes	2	3.64	<div><div></div></div>
Disagree			
Disagree	0	0.00	<div><div></div></div>
Invalid	1	1.82	<div><div></div></div>

17. The Pediatric/Obstetrics Textbook was easy to understand and provided adequate information to meet the course objectives.

Response	Frequency	Percent	Mean: 3.76
Agree	41	74.55	<div><div></div></div>
Sometimes Agree	13	23.64	<div><div></div></div>
Sometimes Disagree	0	0.00	<div><div></div></div>
Disagree	0	0.00	<div><div></div></div>
Invalid	1	1.82	<div><div></div></div>

19. The drug guide was easy to understand and provided adequate information to meet the course objectives.

Response	Frequency	Percent	Mean: 3.63
Agree	38	69.09	<div><div></div></div>
Sometimes Agree	13	23.64	<div><div></div></div>
Sometimes Disagree	2	3.64	<div><div></div></div>
Disagree	1	1.82	<div><div></div></div>
Invalid	1	1.82	<div><div></div></div>

21. The Health Assessment Textbook was easy to understand and provided adequate information to meet the course objectives.

Response	Frequency	Percent	Mean: 3.85
Agree	47	85.45	<div><div></div></div>
Sometimes Agree	6	10.91	<div><div></div></div>
Sometimes Disagree	1	1.82	<div><div></div></div>
Disagree	0	0.00	<div><div></div></div>
Invalid	1	1.82	<div><div></div></div>

23. The Concept book was easy to understand and provided adequate information to meet the course objectives.

Response	Frequency	Percent	Mean: 3.81
Agree	46	83.64	<div><div></div></div>
Sometimes Agree	7	12.73	<div><div></div></div>
Sometimes Disagree	0	0.00	<div><div></div></div>
Disagree	1	1.82	<div><div></div></div>
Invalid	1	1.82	<div><div></div></div>

18. The Psychiatric Textbook was easy to understand and provided adequate information to meet the course objectives.

Response	Frequency	Percent	Mean: 3.65
Agree	40	72.73	<div><div></div></div>
Sometimes Agree	11	20.00	<div><div></div></div>
Sometimes Disagree	1	1.82	<div><div></div></div>
Disagree	2	3.64	<div><div></div></div>
Invalid	1	1.82	<div><div></div></div>

20. The Fundamentals Textbook was easy to understand and provided adequate information to meet the course objectives.

Response	Frequency	Percent	Mean: 3.85
Agree	46	83.64	<div><div></div></div>
Sometimes Agree	6	10.91	<div><div></div></div>
Sometimes Disagree	1	1.82	<div><div></div></div>
Disagree	0	0.00	<div><div></div></div>
Invalid	2	3.64	<div><div></div></div>

22. The Trends & Issues Textbook was easy to understand and provided adequate information to meet the course objectives.

Response	Frequency	Percent	Mean: 3.63
Agree	39	70.91	<div><div></div></div>
Sometimes Agree	9	16.36	<div><div></div></div>
Sometimes Disagree	2	3.64	<div><div></div></div>
Disagree	2	3.64	<div><div></div></div>
Invalid	3	5.45	<div><div></div></div>

24. The Pocket Skills lab book was easy to understand and provided adequate information to meet the course objectives.

Response	Frequency	Percent	Mean: 3.79
Agree	43	78.18	<div><div></div></div>
Sometimes Agree	8	14.55	<div><div></div></div>
Sometimes Disagree	0	0.00	<div><div></div></div>
Disagree	1	1.82	<div><div></div></div>
Invalid	3	5.45	<div><div></div></div>

25. The Nursing care plan book was easy to understand and provided adequate information to meet the course objectives.

Response	Frequency	Percent	Mean: 3.78
Agree	44	80.00	<div><div></div></div>
Sometimes	8	14.55	<div><div></div></div>
Agree			
Sometimes	2	3.64	<div><div></div></div>
Disagree			
Disagree	0	0.00	<div><div></div></div>
Invalid	1	1.82	<div><div></div></div>

27. The Elsevier Adaptive Quizzing helped me to develop my nursing knowledge and clinical judgment.

Response	Frequency	Percent	Mean: 3.75
Agree	41	74.55	<div><div></div></div>
Sometimes	11	20.00	<div><div></div></div>
Agree			
Sometimes	1	1.82	<div><div></div></div>
Disagree			
Disagree	0	0.00	<div><div></div></div>
Invalid	2	3.64	<div><div></div></div>

29. The semester syllabus was easy to understand and provided adequate information to guide my progress through the semester.

Response	Frequency	Percent	Mean: 3.70
Agree	41	74.55	<div><div></div></div>
Sometimes	11	20.00	<div><div></div></div>
Agree			
Sometimes	1	1.82	<div><div></div></div>
Disagree			
Disagree	1	1.82	<div><div></div></div>
Invalid	1	1.82	<div><div></div></div>

26. The E-books were easy to navigate and helpful to me during the semester.

Response	Frequency	Percent	Mean: 3.54
Agree	38	69.09	<div><div></div></div>
Sometimes	5	9.09	<div><div></div></div>
Agree			
Sometimes	3	5.45	<div><div></div></div>
Disagree			
Disagree	4	7.27	<div><div></div></div>
Invalid	5	9.09	<div><div></div></div>

28. The SimChart Electronic Health Record (EHR) helped me to develop my documentation skills.

Response	Frequency	Percent	Mean: 3.35
Agree	32	58.18	<div><div></div></div>
Sometimes	13	23.64	<div><div></div></div>
Agree			
Sometimes	5	9.09	<div><div></div></div>
Disagree			
Disagree	4	7.27	<div><div></div></div>
Invalid	1	1.82	<div><div></div></div>

Trinity Valley Community College

ADN Level III

Fall 2019

Baylor Scott & White - Sunnyvale

30. I felt welcomed at the clinical site by the nurses.

Response	Frequency	Percent	Mean: 3.50
Agree	5	62.50	<div><div></div></div>
Sometimes	2	25.00	<div><div></div></div>
Agree			
Sometimes	1	12.50	<div><div></div></div>
Disagree			
Disagree	0	0.00	<div><div></div></div>

32. My primary nurses or preceptors demonstrated professional behaviors.

Response	Frequency	Percent	Mean: 3.75
Agree	6	75.00	<div><div></div></div>
Sometimes	2	25.00	<div><div></div></div>
Agree			
Sometimes	0	0.00	<div><div></div></div>
Disagree			
Disagree	0	0.00	<div><div></div></div>

34. My primary nurses or preceptors gave me constructive feedback regarding my performance.

Response	Frequency	Percent	Mean: 3.88
Agree	7	87.50	<div><div></div></div>
Sometimes	1	12.50	<div><div></div></div>
Agree			
Sometimes	0	0.00	<div><div></div></div>
Disagree			
Disagree	0	0.00	<div><div></div></div>

36. During my rotation, I had the opportunity to make clinical decisions for my patients.

Response	Frequency	Percent	Mean: 3.75
Agree	7	87.50	<div><div></div></div>
Sometimes	0	0.00	<div><div></div></div>
Agree			
Sometimes	1	12.50	<div><div></div></div>
Disagree			
Disagree	0	0.00	<div><div></div></div>

31. My primary nurses or preceptors communicated adequately with me with regards to my patients.

Response	Frequency	Percent	Mean: 3.75
Agree	6	75.00	<div><div></div></div>
Sometimes	2	25.00	<div><div></div></div>
Agree			
Sometimes	0	0.00	<div><div></div></div>
Disagree			
Disagree	0	0.00	<div><div></div></div>

33. My primary nurses or preceptors provided safe, competent patient care.

Response	Frequency	Percent	Mean: 3.88
Agree	7	87.50	<div><div></div></div>
Sometimes	1	12.50	<div><div></div></div>
Agree			
Sometimes	0	0.00	<div><div></div></div>
Disagree			
Disagree	0	0.00	<div><div></div></div>

35. My preceptors were available to answer questions and observe skills.

Response	Frequency	Percent	Mean: 4.00
Agree	8	100.00	<div><div></div></div>
Sometimes	0	0.00	<div><div></div></div>
Agree			
Sometimes	0	0.00	<div><div></div></div>
Disagree			
Disagree	0	0.00	<div><div></div></div>

37. During my rotation, I was able to perform a variety of skills.

Response	Frequency	Percent	Mean: 3.88
Agree	7	87.50	<div><div></div></div>
Sometimes	1	12.50	<div><div></div></div>
Agree			
Sometimes	0	0.00	<div><div></div></div>
Disagree			
Disagree	0	0.00	<div><div></div></div>

38. During my rotation, I was able to implement client teaching.

Response	Frequency	Percent	Mean: 3.75
Agree	6	75.00	<div><div></div></div>
Sometimes	2	25.00	<div><div></div></div>
Agree			
Sometimes	0	0.00	<div><div></div></div>
Disagree			
Disagree	0	0.00	<div><div></div></div>

40. During my rotation, I was able to document on the client's electronic health record.

Response	Frequency	Percent	Mean: 2.13
Agree	3	37.50	<div><div></div></div>
Sometimes	0	0.00	<div><div></div></div>
Agree			
Sometimes	0	0.00	<div><div></div></div>
Disagree			
Disagree	5	62.50	<div><div></div></div>

42. During my clinical I had sufficient opportunities (quality and quantity) to meet course objectives.

Response	Frequency	Percent	Mean: 3.38
Agree	5	62.50	<div><div></div></div>
Sometimes	1	12.50	<div><div></div></div>
Agree			
Sometimes	2	25.00	<div><div></div></div>
Disagree			
Disagree	0	0.00	<div><div></div></div>

44. I had an overall positive learning experience at my clinical rotation.

Response	Frequency	Percent	Mean: 3.75
Agree	7	87.50	<div><div></div></div>
Sometimes	0	0.00	<div><div></div></div>
Agree			
Sometimes	1	12.50	<div><div></div></div>
Disagree			
Disagree	0	0.00	<div><div></div></div>

39. During my rotation, I was able to interact with other disciplines.

Response	Frequency	Percent	Mean: 3.75
Agree	6	75.00	<div><div></div></div>
Sometimes	2	25.00	<div><div></div></div>
Agree			
Sometimes	0	0.00	<div><div></div></div>
Disagree			
Disagree	0	0.00	<div><div></div></div>

41. The facility provided an adequate orientation.

Response	Frequency	Percent	Mean: 3.88
Agree	7	87.50	<div><div></div></div>
Sometimes	1	12.50	<div><div></div></div>
Agree			
Sometimes	0	0.00	<div><div></div></div>
Disagree			
Disagree	0	0.00	<div><div></div></div>

43. During my rotation, I was able to gain a deeper understanding of the selected concepts of the week.

Response	Frequency	Percent	Mean: 3.75
Agree	7	87.50	<div><div></div></div>
Sometimes	0	0.00	<div><div></div></div>
Agree			
Sometimes	1	12.50	<div><div></div></div>
Disagree			
Disagree	0	0.00	<div><div></div></div>

Trinity Valley Community College

ADN Level III

Fall 2019

Baylor Scott & White at Lake Point

30. I felt welcomed at the clinical site by the nurses.

Response	Frequency	Percent	Mean: 4.00
Agree	4	100.00	
Sometimes	0	0.00	
Agree			
Sometimes	0	0.00	
Disagree			
Disagree	0	0.00	

32. My primary nurses or preceptors demonstrated professional behaviors.

Response	Frequency	Percent	Mean: 4.00
Agree	4	100.00	
Sometimes	0	0.00	
Agree			
Sometimes	0	0.00	
Disagree			
Disagree	0	0.00	

34. My primary nurses or preceptors gave me constructive feedback regarding my performance.

Response	Frequency	Percent	Mean: 4.00
Agree	4	100.00	
Sometimes	0	0.00	
Agree			
Sometimes	0	0.00	
Disagree			
Disagree	0	0.00	

36. During my rotation, I had the opportunity to make clinical decisions for my patients.

Response	Frequency	Percent	Mean: 4.00
Agree	4	100.00	
Sometimes	0	0.00	
Agree			
Sometimes	0	0.00	
Disagree			
Disagree	0	0.00	

31. My primary nurses or preceptors communicated adequately with me with regards to my patients.

Response	Frequency	Percent	Mean: 4.00
Agree	4	100.00	
Sometimes	0	0.00	
Agree			
Sometimes	0	0.00	
Disagree			
Disagree	0	0.00	

33. My primary nurses or preceptors provided safe, competent patient care.

Response	Frequency	Percent	Mean: 4.00
Agree	4	100.00	
Sometimes	0	0.00	
Agree			
Sometimes	0	0.00	
Disagree			
Disagree	0	0.00	

35. My preceptors were available to answer questions and observe skills.

Response	Frequency	Percent	Mean: 4.00
Agree	4	100.00	
Sometimes	0	0.00	
Agree			
Sometimes	0	0.00	
Disagree			
Disagree	0	0.00	

37. During my rotation, I was able to perform a variety of skills.

Response	Frequency	Percent	Mean: 3.50
Agree	2	50.00	
Sometimes	2	50.00	
Agree			
Sometimes	0	0.00	
Disagree			
Disagree	0	0.00	

38. During my rotation, I was able to implement client teaching.

Response	Frequency	Percent	Mean: 3.67
Agree	2	50.00	<div><div></div></div>
Sometimes	1	25.00	<div><div></div></div>
Agree			
Sometimes	0	0.00	<div><div></div></div>
Disagree			
Disagree	0	0.00	<div><div></div></div>
Invalid	1	25.00	<div><div></div></div>

40. During my rotation, I was able to document on the client's electronic health record.

Response	Frequency	Percent	Mean: 2.25
Agree	1	25.00	<div><div></div></div>
Sometimes	1	25.00	<div><div></div></div>
Agree			
Sometimes	0	0.00	<div><div></div></div>
Disagree			
Disagree	2	50.00	<div><div></div></div>

42. During my clinical I had sufficient opportunities (quality and quantity) to meet course objectives.

Response	Frequency	Percent	Mean: 3.25
Agree	3	75.00	<div><div></div></div>
Sometimes	0	0.00	<div><div></div></div>
Agree			
Sometimes	0	0.00	<div><div></div></div>
Disagree			
Disagree	1	25.00	<div><div></div></div>

44. I had an overall positive learning experience at my clinical rotation.

Response	Frequency	Percent	Mean: 3.75
Agree	3	75.00	<div><div></div></div>
Sometimes	1	25.00	<div><div></div></div>
Agree			
Sometimes	0	0.00	<div><div></div></div>
Disagree			
Disagree	0	0.00	<div><div></div></div>

39. During my rotation, I was able to interact with other disciplines.

Response	Frequency	Percent	Mean: 3.50
Agree	2	50.00	<div><div></div></div>
Sometimes	2	50.00	<div><div></div></div>
Agree			
Sometimes	0	0.00	<div><div></div></div>
Disagree			
Disagree	0	0.00	<div><div></div></div>

41. The facility provided an adequate orientation.

Response	Frequency	Percent	Mean: 3.75
Agree	3	75.00	<div><div></div></div>
Sometimes	1	25.00	<div><div></div></div>
Agree			
Sometimes	0	0.00	<div><div></div></div>
Disagree			
Disagree	0	0.00	<div><div></div></div>

43. During my rotation, I was able to gain a deeper understanding of the selected concepts of the week.

Response	Frequency	Percent	Mean: 3.75
Agree	3	75.00	<div><div></div></div>
Sometimes	1	25.00	<div><div></div></div>
Agree			
Sometimes	0	0.00	<div><div></div></div>
Disagree			
Disagree	0	0.00	<div><div></div></div>

Trinity Valley Community College

ADN Level III

Fall 2019

City Hospital at White Rock

30. I felt welcomed at the clinical site by the nurses.

Response	Frequency	Percent	Mean: 3.80
Agree	4	80.00	<div><div></div></div>
Sometimes	1	20.00	<div><div></div></div>
Agree			
Sometimes	0	0.00	<div><div></div></div>
Disagree			
Disagree	0	0.00	<div><div></div></div>

32. My primary nurses or preceptors demonstrated professional behaviors.

Response	Frequency	Percent	Mean: 3.60
Agree	3	60.00	<div><div></div></div>
Sometimes	2	40.00	<div><div></div></div>
Agree			
Sometimes	0	0.00	<div><div></div></div>
Disagree			
Disagree	0	0.00	<div><div></div></div>

34. My primary nurses or preceptors gave me constructive feedback regarding my performance.

Response	Frequency	Percent	Mean: 4.00
Agree	5	100.00	<div><div></div></div>
Sometimes	0	0.00	<div><div></div></div>
Agree			
Sometimes	0	0.00	<div><div></div></div>
Disagree			
Disagree	0	0.00	<div><div></div></div>

36. During my rotation, I had the opportunity to make clinical decisions for my patients.

Response	Frequency	Percent	Mean: 3.40
Agree	4	80.00	<div><div></div></div>
Sometimes	0	0.00	<div><div></div></div>
Agree			
Sometimes	0	0.00	<div><div></div></div>
Disagree			
Disagree	1	20.00	<div><div></div></div>

31. My primary nurses or preceptors communicated adequately with me with regards to my patients.

Response	Frequency	Percent	Mean: 4.00
Agree	5	100.00	<div><div></div></div>
Sometimes	0	0.00	<div><div></div></div>
Agree			
Sometimes	0	0.00	<div><div></div></div>
Disagree			
Disagree	0	0.00	<div><div></div></div>

33. My primary nurses or preceptors provided safe, competent patient care.

Response	Frequency	Percent	Mean: 3.60
Agree	3	60.00	<div><div></div></div>
Sometimes	2	40.00	<div><div></div></div>
Agree			
Sometimes	0	0.00	<div><div></div></div>
Disagree			
Disagree	0	0.00	<div><div></div></div>

35. My preceptors were available to answer questions and observe skills.

Response	Frequency	Percent	Mean: 4.00
Agree	5	100.00	<div><div></div></div>
Sometimes	0	0.00	<div><div></div></div>
Agree			
Sometimes	0	0.00	<div><div></div></div>
Disagree			
Disagree	0	0.00	<div><div></div></div>

37. During my rotation, I was able to perform a variety of skills.

Response	Frequency	Percent	Mean: 4.00
Agree	5	100.00	<div><div></div></div>
Sometimes	0	0.00	<div><div></div></div>
Agree			
Sometimes	0	0.00	<div><div></div></div>
Disagree			
Disagree	0	0.00	<div><div></div></div>

38. During my rotation, I was able to implement client teaching.

Response	Frequency	Percent	Mean: 4.00
Agree	5	100.00	<div></div>
Sometimes	0	0.00	<div></div>
Agree			
Sometimes	0	0.00	<div></div>
Disagree			
Disagree	0	0.00	<div></div>

40. During my rotation, I was able to document on the client's electronic health record.

Response	Frequency	Percent	Mean: 4.00
Agree	5	100.00	<div></div>
Sometimes	0	0.00	<div></div>
Agree			
Sometimes	0	0.00	<div></div>
Disagree			
Disagree	0	0.00	<div></div>

42. During my clinical I had sufficient opportunities (quality and quantity) to meet course objectives.

Response	Frequency	Percent	Mean: 4.00
Agree	5	100.00	<div></div>
Sometimes	0	0.00	<div></div>
Agree			
Sometimes	0	0.00	<div></div>
Disagree			
Disagree	0	0.00	<div></div>

44. I had an overall positive learning experience at my clinical rotation.

Response	Frequency	Percent	Mean: 4.00
Agree	5	100.00	<div></div>
Sometimes	0	0.00	<div></div>
Agree			
Sometimes	0	0.00	<div></div>
Disagree			
Disagree	0	0.00	<div></div>

39. During my rotation, I was able to interact with other disciplines.

Response	Frequency	Percent	Mean: 4.00
Agree	5	100.00	<div></div>
Sometimes	0	0.00	<div></div>
Agree			
Sometimes	0	0.00	<div></div>
Disagree			
Disagree	0	0.00	<div></div>

41. The facility provided an adequate orientation.

Response	Frequency	Percent	Mean: 3.80
Agree	4	80.00	<div></div>
Sometimes	1	20.00	<div></div>
Agree			
Sometimes	0	0.00	<div></div>
Disagree			
Disagree	0	0.00	<div></div>

43. During my rotation, I was able to gain a deeper understanding of the selected concepts of the week.

Response	Frequency	Percent	Mean: 4.00
Agree	5	100.00	<div></div>
Sometimes	0	0.00	<div></div>
Agree			
Sometimes	0	0.00	<div></div>
Disagree			
Disagree	0	0.00	<div></div>

Trinity Valley Community College

ADN Level III

Fall 2019

Hunt Regional Healthcare - Greenville

30. I felt welcomed at the clinical site by the nurses.

Response	Frequency	Percent	Mean: 3.23
Agree	6	46.15	<div><div></div></div>
Sometimes	4	30.77	<div><div></div></div>
Agree			
Sometimes	3	23.08	<div><div></div></div>
Disagree			
Disagree	0	0.00	<div><div></div></div>

32. My primary nurses or preceptors demonstrated professional behaviors.

Response	Frequency	Percent	Mean: 3.62
Agree	9	69.23	<div><div></div></div>
Sometimes	3	23.08	<div><div></div></div>
Agree			
Sometimes	1	7.69	<div><div></div></div>
Disagree			
Disagree	0	0.00	<div><div></div></div>

34. My primary nurses or preceptors gave me constructive feedback regarding my performance.

Response	Frequency	Percent	Mean: 3.31
Agree	8	61.54	<div><div></div></div>
Sometimes	3	23.08	<div><div></div></div>
Agree			
Sometimes	0	0.00	<div><div></div></div>
Disagree			
Disagree	2	15.38	<div><div></div></div>

36. During my rotation, I had the opportunity to make clinical decisions for my patients.

Response	Frequency	Percent	Mean: 3.38
Agree	7	53.85	<div><div></div></div>
Sometimes	4	30.77	<div><div></div></div>
Agree			
Sometimes	2	15.38	<div><div></div></div>
Disagree			
Disagree	0	0.00	<div><div></div></div>

31. My primary nurses or preceptors communicated adequately with me with regards to my patients.

Response	Frequency	Percent	Mean: 3.31
Agree	7	53.85	<div><div></div></div>
Sometimes	3	23.08	<div><div></div></div>
Agree			
Sometimes	3	23.08	<div><div></div></div>
Disagree			
Disagree	0	0.00	<div><div></div></div>

33. My primary nurses or preceptors provided safe, competent patient care.

Response	Frequency	Percent	Mean: 3.69
Agree	9	69.23	<div><div></div></div>
Sometimes	4	30.77	<div><div></div></div>
Agree			
Sometimes	0	0.00	<div><div></div></div>
Disagree			
Disagree	0	0.00	<div><div></div></div>

35. My preceptors were available to answer questions and observe skills.

Response	Frequency	Percent	Mean: 3.38
Agree	7	53.85	<div><div></div></div>
Sometimes	4	30.77	<div><div></div></div>
Agree			
Sometimes	2	15.38	<div><div></div></div>
Disagree			
Disagree	0	0.00	<div><div></div></div>

37. During my rotation, I was able to perform a variety of skills.

Response	Frequency	Percent	Mean: 3.46
Agree	6	46.15	<div><div></div></div>
Sometimes	7	53.85	<div><div></div></div>
Agree			
Sometimes	0	0.00	<div><div></div></div>
Disagree			
Disagree	0	0.00	<div><div></div></div>

38. During my rotation, I was able to implement client teaching.

Response	Frequency	Percent	Mean: 3.46
Agree	7	53.85	<div><div></div></div>
Sometimes	5	38.46	<div><div></div></div>
Agree			
Sometimes	1	7.69	<div><div></div></div>
Disagree			
Disagree	0	0.00	<div><div></div></div>

40. During my rotation, I was able to document on the client's electronic health record.

Response	Frequency	Percent	Mean: 3.46
Agree	9	69.23	<div><div></div></div>
Sometimes	2	15.38	<div><div></div></div>
Agree			
Sometimes	1	7.69	<div><div></div></div>
Disagree			
Disagree	1	7.69	<div><div></div></div>

42. During my clinical I had sufficient opportunities (quality and quantity) to meet course objectives.

Response	Frequency	Percent	Mean: 2.92
Agree	5	38.46	<div><div></div></div>
Sometimes	4	30.77	<div><div></div></div>
Agree			
Sometimes	2	15.38	<div><div></div></div>
Disagree			
Disagree	2	15.38	<div><div></div></div>

44. I had an overall positive learning experience at my clinical rotation.

Response	Frequency	Percent	Mean: 3.46
Agree	9	69.23	<div><div></div></div>
Sometimes	2	15.38	<div><div></div></div>
Agree			
Sometimes	1	7.69	<div><div></div></div>
Disagree			
Disagree	1	7.69	<div><div></div></div>

39. During my rotation, I was able to interact with other disciplines.

Response	Frequency	Percent	Mean: 3.85
Agree	11	84.62	<div><div></div></div>
Sometimes	2	15.38	<div><div></div></div>
Agree			
Sometimes	0	0.00	<div><div></div></div>
Disagree			
Disagree	0	0.00	<div><div></div></div>

41. The facility provided an adequate orientation.

Response	Frequency	Percent	Mean: 3.85
Agree	11	84.62	<div><div></div></div>
Sometimes	2	15.38	<div><div></div></div>
Agree			
Sometimes	0	0.00	<div><div></div></div>
Disagree			
Disagree	0	0.00	<div><div></div></div>

43. During my rotation, I was able to gain a deeper understanding of the selected concepts of the week.

Response	Frequency	Percent	Mean: 3.54
Agree	9	69.23	<div><div></div></div>
Sometimes	3	23.08	<div><div></div></div>
Agree			
Sometimes	0	0.00	<div><div></div></div>
Disagree			
Disagree	1	7.69	<div><div></div></div>

Trinity Valley Community College

ADN Level III

Fall 2019

Hunt Regional Medical Center/Simulatic

30. I felt welcomed at the clinical site by the nurses.

Response	Frequency	Percent	Mean: 3.80
Agree	4	80.00	<div><div></div></div>
Sometimes	1	20.00	<div><div></div></div>
Agree			
Sometimes	0	0.00	<div><div></div></div>
Disagree			
Disagree	0	0.00	<div><div></div></div>

32. My primary nurses or preceptors demonstrated professional behaviors.

Response	Frequency	Percent	Mean: 3.80
Agree	4	80.00	<div><div></div></div>
Sometimes	1	20.00	<div><div></div></div>
Agree			
Sometimes	0	0.00	<div><div></div></div>
Disagree			
Disagree	0	0.00	<div><div></div></div>

34. My primary nurses or preceptors gave me constructive feedback regarding my performance.

Response	Frequency	Percent	Mean: 4.00
Agree	5	100.00	<div><div></div></div>
Sometimes	0	0.00	<div><div></div></div>
Agree			
Sometimes	0	0.00	<div><div></div></div>
Disagree			
Disagree	0	0.00	<div><div></div></div>

36. During my rotation, I had the opportunity to make clinical decisions for my patients.

Response	Frequency	Percent	Mean: 3.20
Agree	3	60.00	<div><div></div></div>
Sometimes	1	20.00	<div><div></div></div>
Agree			
Sometimes	0	0.00	<div><div></div></div>
Disagree			
Disagree	1	20.00	<div><div></div></div>

31. My primary nurses or preceptors communicated adequately with me with regards to my patients.

Response	Frequency	Percent	Mean: 3.80
Agree	4	80.00	<div><div></div></div>
Sometimes	1	20.00	<div><div></div></div>
Agree			
Sometimes	0	0.00	<div><div></div></div>
Disagree			
Disagree	0	0.00	<div><div></div></div>

33. My primary nurses or preceptors provided safe, competent patient care.

Response	Frequency	Percent	Mean: 4.00
Agree	5	100.00	<div><div></div></div>
Sometimes	0	0.00	<div><div></div></div>
Agree			
Sometimes	0	0.00	<div><div></div></div>
Disagree			
Disagree	0	0.00	<div><div></div></div>

35. My preceptors were available to answer questions and observe skills.

Response	Frequency	Percent	Mean: 4.00
Agree	5	100.00	<div><div></div></div>
Sometimes	0	0.00	<div><div></div></div>
Agree			
Sometimes	0	0.00	<div><div></div></div>
Disagree			
Disagree	0	0.00	<div><div></div></div>

37. During my rotation, I was able to perform a variety of skills.

Response	Frequency	Percent	Mean: 3.80
Agree	4	80.00	<div><div></div></div>
Sometimes	1	20.00	<div><div></div></div>
Agree			
Sometimes	0	0.00	<div><div></div></div>
Disagree			
Disagree	0	0.00	<div><div></div></div>

38. During my rotation, I was able to implement client teaching.

Response	Frequency	Percent	Mean: 3.60
Agree	3	60.00	<div><div></div></div>
Sometimes	2	40.00	<div><div></div></div>
Agree			
Sometimes	0	0.00	<div><div></div></div>
Disagree			
Disagree	0	0.00	<div><div></div></div>

40. During my rotation, I was able to document on the client's electronic health record.

Response	Frequency	Percent	Mean: 4.00
Agree	5	100.00	<div><div></div></div>
Sometimes	0	0.00	<div><div></div></div>
Agree			
Sometimes	0	0.00	<div><div></div></div>
Disagree			
Disagree	0	0.00	<div><div></div></div>

42. During my clinical I had sufficient opportunities (quality and quantity) to meet course objectives.

Response	Frequency	Percent	Mean: 3.40
Agree	3	60.00	<div><div></div></div>
Sometimes	1	20.00	<div><div></div></div>
Agree			
Sometimes	1	20.00	<div><div></div></div>
Disagree			
Disagree	0	0.00	<div><div></div></div>

44. I had an overall positive learning experience at my clinical rotation.

Response	Frequency	Percent	Mean: 3.80
Agree	4	80.00	<div><div></div></div>
Sometimes	1	20.00	<div><div></div></div>
Agree			
Sometimes	0	0.00	<div><div></div></div>
Disagree			
Disagree	0	0.00	<div><div></div></div>

39. During my rotation, I was able to interact with other disciplines.

Response	Frequency	Percent	Mean: 4.00
Agree	5	100.00	<div><div></div></div>
Sometimes	0	0.00	<div><div></div></div>
Agree			
Sometimes	0	0.00	<div><div></div></div>
Disagree			
Disagree	0	0.00	<div><div></div></div>

41. The facility provided an adequate orientation.

Response	Frequency	Percent	Mean: 3.40
Agree	4	80.00	<div><div></div></div>
Sometimes	0	0.00	<div><div></div></div>
Agree			
Sometimes	0	0.00	<div><div></div></div>
Disagree			
Disagree	1	20.00	<div><div></div></div>

43. During my rotation, I was able to gain a deeper understanding of the selected concepts of the week.

Response	Frequency	Percent	Mean: 3.60
Agree	3	60.00	<div><div></div></div>
Sometimes	2	40.00	<div><div></div></div>
Agree			
Sometimes	0	0.00	<div><div></div></div>
Disagree			
Disagree	0	0.00	<div><div></div></div>

Trinity Valley Community College

ADN Level III

Fall 2019

Palestine Regional Medical Center

30. I felt welcomed at the clinical site by the nurses.

Response	Frequency	Percent	Mean: 3.67
Agree	4	66.67	<div><div></div></div>
Sometimes	2	33.33	<div><div></div></div>
Agree			
Sometimes	0	0.00	<div><div></div></div>
Disagree			
Disagree	0	0.00	<div><div></div></div>

32. My primary nurses or preceptors demonstrated professional behaviors.

Response	Frequency	Percent	Mean: 3.83
Agree	5	83.33	<div><div></div></div>
Sometimes	1	16.67	<div><div></div></div>
Agree			
Sometimes	0	0.00	<div><div></div></div>
Disagree			
Disagree	0	0.00	<div><div></div></div>

34. My primary nurses or preceptors gave me constructive feedback regarding my performance.

Response	Frequency	Percent	Mean: 3.67
Agree	4	66.67	<div><div></div></div>
Sometimes	2	33.33	<div><div></div></div>
Agree			
Sometimes	0	0.00	<div><div></div></div>
Disagree			
Disagree	0	0.00	<div><div></div></div>

36. During my rotation, I had the opportunity to make clinical decisions for my patients.

Response	Frequency	Percent	Mean: 3.50
Agree	4	66.67	<div><div></div></div>
Sometimes	1	16.67	<div><div></div></div>
Agree			
Sometimes	1	16.67	<div><div></div></div>
Disagree			
Disagree	0	0.00	<div><div></div></div>

31. My primary nurses or preceptors communicated adequately with me with regards to my patients.

Response	Frequency	Percent	Mean: 3.83
Agree	5	83.33	<div><div></div></div>
Sometimes	1	16.67	<div><div></div></div>
Agree			
Sometimes	0	0.00	<div><div></div></div>
Disagree			
Disagree	0	0.00	<div><div></div></div>

33. My primary nurses or preceptors provided safe, competent patient care.

Response	Frequency	Percent	Mean: 4.00
Agree	6	100.00	<div><div></div></div>
Sometimes	0	0.00	<div><div></div></div>
Agree			
Sometimes	0	0.00	<div><div></div></div>
Disagree			
Disagree	0	0.00	<div><div></div></div>

35. My preceptors were available to answer questions and observe skills.

Response	Frequency	Percent	Mean: 3.83
Agree	5	83.33	<div><div></div></div>
Sometimes	1	16.67	<div><div></div></div>
Agree			
Sometimes	0	0.00	<div><div></div></div>
Disagree			
Disagree	0	0.00	<div><div></div></div>

37. During my rotation, I was able to perform a variety of skills.

Response	Frequency	Percent	Mean: 3.33
Agree	3	50.00	<div><div></div></div>
Sometimes	2	33.33	<div><div></div></div>
Agree			
Sometimes	1	16.67	<div><div></div></div>
Disagree			
Disagree	0	0.00	<div><div></div></div>

38. During my rotation, I was able to implement client teaching.

Response	Frequency	Percent	Mean: 4.00
Agree	6	100.00	<div><div></div></div>
Sometimes	0	0.00	<div><div></div></div>
Agree			
Sometimes	0	0.00	<div><div></div></div>
Disagree			
Disagree	0	0.00	<div><div></div></div>

40. During my rotation, I was able to document on the client's electronic health record.

Response	Frequency	Percent	Mean: 3.50
Agree	4	66.67	<div><div></div></div>
Sometimes	1	16.67	<div><div></div></div>
Agree			
Sometimes	1	16.67	<div><div></div></div>
Disagree			
Disagree	0	0.00	<div><div></div></div>

42. During my clinical I had sufficient opportunities (quality and quantity) to meet course objectives.

Response	Frequency	Percent	Mean: 3.50
Agree	4	66.67	<div><div></div></div>
Sometimes	1	16.67	<div><div></div></div>
Agree			
Sometimes	1	16.67	<div><div></div></div>
Disagree			
Disagree	0	0.00	<div><div></div></div>

44. I had an overall positive learning experience at my clinical rotation.

Response	Frequency	Percent	Mean: 3.67
Agree	4	66.67	<div><div></div></div>
Sometimes	2	33.33	<div><div></div></div>
Agree			
Sometimes	0	0.00	<div><div></div></div>
Disagree			
Disagree	0	0.00	<div><div></div></div>

39. During my rotation, I was able to interact with other disciplines.

Response	Frequency	Percent	Mean: 4.00
Agree	6	100.00	<div><div></div></div>
Sometimes	0	0.00	<div><div></div></div>
Agree			
Sometimes	0	0.00	<div><div></div></div>
Disagree			
Disagree	0	0.00	<div><div></div></div>

41. The facility provided an adequate orientation.

Response	Frequency	Percent	Mean: 3.83
Agree	5	83.33	<div><div></div></div>
Sometimes	1	16.67	<div><div></div></div>
Agree			
Sometimes	0	0.00	<div><div></div></div>
Disagree			
Disagree	0	0.00	<div><div></div></div>

43. During my rotation, I was able to gain a deeper understanding of the selected concepts of the week.

Response	Frequency	Percent	Mean: 3.83
Agree	5	83.33	<div><div></div></div>
Sometimes	1	16.67	<div><div></div></div>
Agree			
Sometimes	0	0.00	<div><div></div></div>
Disagree			
Disagree	0	0.00	<div><div></div></div>

Trinity Valley Community College

ADN Level III

Fall 2019

UT Health

30. I felt welcomed at the clinical site by the nurses.

Response	Frequency	Percent	Mean: 3.90
Agree	9	90.00	<div><div></div></div>
Sometimes	1	10.00	<div><div></div></div>
Agree			
Sometimes	0	0.00	<div><div></div></div>
Disagree			
Disagree	0	0.00	<div><div></div></div>

31. My primary nurses or preceptors communicated adequately with me with regards to my patients.

Response	Frequency	Percent	Mean: 3.80
Agree	8	80.00	<div><div></div></div>
Sometimes	2	20.00	<div><div></div></div>
Agree			
Sometimes	0	0.00	<div><div></div></div>
Disagree			
Disagree	0	0.00	<div><div></div></div>

32. My primary nurses or preceptors demonstrated professional behaviors.

Response	Frequency	Percent	Mean: 3.80
Agree	8	80.00	<div><div></div></div>
Sometimes	2	20.00	<div><div></div></div>
Agree			
Sometimes	0	0.00	<div><div></div></div>
Disagree			
Disagree	0	0.00	<div><div></div></div>

33. My primary nurses or preceptors provided safe, competent patient care.

Response	Frequency	Percent	Mean: 3.90
Agree	9	90.00	<div><div></div></div>
Sometimes	1	10.00	<div><div></div></div>
Agree			
Sometimes	0	0.00	<div><div></div></div>
Disagree			
Disagree	0	0.00	<div><div></div></div>

34. My primary nurses or preceptors gave me constructive feedback regarding my performance.

Response	Frequency	Percent	Mean: 4.00
Agree	10	100.00	<div><div></div></div>
Sometimes	0	0.00	<div><div></div></div>
Agree			
Sometimes	0	0.00	<div><div></div></div>
Disagree			
Disagree	0	0.00	<div><div></div></div>

35. My preceptors were available to answer questions and observe skills.

Response	Frequency	Percent	Mean: 3.90
Agree	9	90.00	<div><div></div></div>
Sometimes	1	10.00	<div><div></div></div>
Agree			
Sometimes	0	0.00	<div><div></div></div>
Disagree			
Disagree	0	0.00	<div><div></div></div>

36. During my rotation, I had the opportunity to make clinical decisions for my patients.

Response	Frequency	Percent	Mean: 4.00
Agree	10	100.00	<div><div></div></div>
Sometimes	0	0.00	<div><div></div></div>
Agree			
Sometimes	0	0.00	<div><div></div></div>
Disagree			
Disagree	0	0.00	<div><div></div></div>

37. During my rotation, I was able to perform a variety of skills.

Response	Frequency	Percent	Mean: 3.90
Agree	9	90.00	<div><div></div></div>
Sometimes	1	10.00	<div><div></div></div>
Agree			
Sometimes	0	0.00	<div><div></div></div>
Disagree			
Disagree	0	0.00	<div><div></div></div>

38. During my rotation, I was able to implement client teaching.

Response	Frequency	Percent	Mean: 4.00
Agree	10	100.00	<div><div></div></div>
Sometimes	0	0.00	<div><div></div></div>
Agree			
Sometimes	0	0.00	<div><div></div></div>
Disagree			
Disagree	0	0.00	<div><div></div></div>

40. During my rotation, I was able to document on the client's electronic health record.

Response	Frequency	Percent	Mean: 3.40
Agree	7	70.00	<div><div></div></div>
Sometimes	1	10.00	<div><div></div></div>
Agree			
Sometimes	1	10.00	<div><div></div></div>
Disagree			
Disagree	1	10.00	<div><div></div></div>

42. During my clinical I had sufficient opportunities (quality and quantity) to meet course objectives.

Response	Frequency	Percent	Mean: 4.00
Agree	10	100.00	<div><div></div></div>
Sometimes	0	0.00	<div><div></div></div>
Agree			
Sometimes	0	0.00	<div><div></div></div>
Disagree			
Disagree	0	0.00	<div><div></div></div>

44. I had an overall positive learning experience at my clinical rotation.

Response	Frequency	Percent	Mean: 4.00
Agree	10	100.00	<div><div></div></div>
Sometimes	0	0.00	<div><div></div></div>
Agree			
Sometimes	0	0.00	<div><div></div></div>
Disagree			
Disagree	0	0.00	<div><div></div></div>

39. During my rotation, I was able to interact with other disciplines.

Response	Frequency	Percent	Mean: 3.90
Agree	9	90.00	<div><div></div></div>
Sometimes	1	10.00	<div><div></div></div>
Agree			
Sometimes	0	0.00	<div><div></div></div>
Disagree			
Disagree	0	0.00	<div><div></div></div>

41. The facility provided an adequate orientation.

Response	Frequency	Percent	Mean: 4.00
Agree	10	100.00	<div><div></div></div>
Sometimes	0	0.00	<div><div></div></div>
Agree			
Sometimes	0	0.00	<div><div></div></div>
Disagree			
Disagree	0	0.00	<div><div></div></div>

43. During my rotation, I was able to gain a deeper understanding of the selected concepts of the week.

Response	Frequency	Percent	Mean: 3.80
Agree	9	90.00	<div><div></div></div>
Sometimes	0	0.00	<div><div></div></div>
Agree			
Sometimes	1	10.00	<div><div></div></div>
Disagree			
Disagree	0	0.00	<div><div></div></div>

Trinity Valley Community College

ADN Level III

Fall 2019

UT Health/Simulation

30. I felt welcomed at the clinical site by the nurses.

Response	Frequency	Percent	Mean: 3.75
Agree	3	75.00	<div><div></div></div>
Sometimes	1	25.00	<div><div></div></div>
Agree			
Sometimes	0	0.00	<div><div></div></div>
Disagree			
Disagree	0	0.00	<div><div></div></div>

32. My primary nurses or preceptors demonstrated professional behaviors.

Response	Frequency	Percent	Mean: 3.75
Agree	3	75.00	<div><div></div></div>
Sometimes	1	25.00	<div><div></div></div>
Agree			
Sometimes	0	0.00	<div><div></div></div>
Disagree			
Disagree	0	0.00	<div><div></div></div>

34. My primary nurses or preceptors gave me constructive feedback regarding my performance.

Response	Frequency	Percent	Mean: 3.75
Agree	3	75.00	<div><div></div></div>
Sometimes	1	25.00	<div><div></div></div>
Agree			
Sometimes	0	0.00	<div><div></div></div>
Disagree			
Disagree	0	0.00	<div><div></div></div>

36. During my rotation, I had the opportunity to make clinical decisions for my patients.

Response	Frequency	Percent	Mean: 3.75
Agree	3	75.00	<div><div></div></div>
Sometimes	1	25.00	<div><div></div></div>
Agree			
Sometimes	0	0.00	<div><div></div></div>
Disagree			
Disagree	0	0.00	<div><div></div></div>

31. My primary nurses or preceptors communicated adequately with me with regards to my patients.

Response	Frequency	Percent	Mean: 3.75
Agree	3	75.00	<div><div></div></div>
Sometimes	1	25.00	<div><div></div></div>
Agree			
Sometimes	0	0.00	<div><div></div></div>
Disagree			
Disagree	0	0.00	<div><div></div></div>

33. My primary nurses or preceptors provided safe, competent patient care.

Response	Frequency	Percent	Mean: 3.75
Agree	3	75.00	<div><div></div></div>
Sometimes	1	25.00	<div><div></div></div>
Agree			
Sometimes	0	0.00	<div><div></div></div>
Disagree			
Disagree	0	0.00	<div><div></div></div>

35. My preceptors were available to answer questions and observe skills.

Response	Frequency	Percent	Mean: 3.75
Agree	3	75.00	<div><div></div></div>
Sometimes	1	25.00	<div><div></div></div>
Agree			
Sometimes	0	0.00	<div><div></div></div>
Disagree			
Disagree	0	0.00	<div><div></div></div>

37. During my rotation, I was able to perform a variety of skills.

Response	Frequency	Percent	Mean: 3.50
Agree	2	50.00	<div><div></div></div>
Sometimes	2	50.00	<div><div></div></div>
Agree			
Sometimes	0	0.00	<div><div></div></div>
Disagree			
Disagree	0	0.00	<div><div></div></div>

38. During my rotation, I was able to implement client teaching.

Response	Frequency	Percent	Mean: 3.75
Agree	3	75.00	<div><div></div></div>
Sometimes	1	25.00	<div><div></div></div>
Agree			
Sometimes	0	0.00	<div><div></div></div>
Disagree			
Disagree	0	0.00	<div><div></div></div>

40. During my rotation, I was able to document on the client's electronic health record.

Response	Frequency	Percent	Mean: 3.75
Agree	3	75.00	<div><div></div></div>
Sometimes	1	25.00	<div><div></div></div>
Agree			
Sometimes	0	0.00	<div><div></div></div>
Disagree			
Disagree	0	0.00	<div><div></div></div>

42. During my clinical I had sufficient opportunities (quality and quantity) to meet course objectives.

Response	Frequency	Percent	Mean: 3.50
Agree	2	50.00	<div><div></div></div>
Sometimes	2	50.00	<div><div></div></div>
Agree			
Sometimes	0	0.00	<div><div></div></div>
Disagree			
Disagree	0	0.00	<div><div></div></div>

44. I had an overall positive learning experience at my clinical rotation.

Response	Frequency	Percent	Mean: 3.75
Agree	3	75.00	<div><div></div></div>
Sometimes	1	25.00	<div><div></div></div>
Agree			
Sometimes	0	0.00	<div><div></div></div>
Disagree			
Disagree	0	0.00	<div><div></div></div>

39. During my rotation, I was able to interact with other disciplines.

Response	Frequency	Percent	Mean: 3.75
Agree	3	75.00	<div><div></div></div>
Sometimes	1	25.00	<div><div></div></div>
Agree			
Sometimes	0	0.00	<div><div></div></div>
Disagree			
Disagree	0	0.00	<div><div></div></div>

41. The facility provided an adequate orientation.

Response	Frequency	Percent	Mean: 3.75
Agree	3	75.00	<div><div></div></div>
Sometimes	1	25.00	<div><div></div></div>
Agree			
Sometimes	0	0.00	<div><div></div></div>
Disagree			
Disagree	0	0.00	<div><div></div></div>

43. During my rotation, I was able to gain a deeper understanding of the selected concepts of the week.

Response	Frequency	Percent	Mean: 3.75
Agree	3	75.00	<div><div></div></div>
Sometimes	1	25.00	<div><div></div></div>
Agree			
Sometimes	0	0.00	<div><div></div></div>
Disagree			
Disagree	0	0.00	<div><div></div></div>

Trinity Valley Community College

ADN Level III

Fall 2019

Courtney Tijerina

45. My clinical instructor was on time for clinical.

Response	Frequency	Percent	Mean: 4.00
Agree	8	100.00	
Sometimes	0	0.00	
Agree			
Sometimes	0	0.00	
Disagree			
Disagree	0	0.00	

46. My clinical instructor encouraged me to make clinical judgments.

Response	Frequency	Percent	Mean: 4.00
Agree	8	100.00	
Sometimes	0	0.00	
Agree			
Sometimes	0	0.00	
Disagree			
Disagree	0	0.00	

47. My clinical instructor promoted an environment in which I felt respected.

Response	Frequency	Percent	Mean: 4.00
Agree	8	100.00	
Sometimes	0	0.00	
Agree			
Sometimes	0	0.00	
Disagree			
Disagree	0	0.00	

48. My clinical instructor demonstrated evidence of current nursing knowledge.

Response	Frequency	Percent	Mean: 4.00
Agree	8	100.00	
Sometimes	0	0.00	
Agree			
Sometimes	0	0.00	
Disagree			
Disagree	0	0.00	

49. My clinical instructor demonstrated evidence of competency in nursing skills.

Response	Frequency	Percent	Mean: 4.00
Agree	8	100.00	
Sometimes	0	0.00	
Agree			
Sometimes	0	0.00	
Disagree			
Disagree	0	0.00	

50. My clinical instructor was available for the supervision of invasive skills.

Response	Frequency	Percent	Mean: 4.00
Agree	8	100.00	
Sometimes	0	0.00	
Agree			
Sometimes	0	0.00	
Disagree			
Disagree	0	0.00	

51. My clinical instructor provided me with constructive feedback on my progress in clinical.

Response	Frequency	Percent	Mean: 4.00
Agree	8	100.00	
Sometimes	0	0.00	
Agree			
Sometimes	0	0.00	
Disagree			
Disagree	0	0.00	

52. My clinical instructor facilitated post-conference to enhance meeting of clinical objectives.

Response	Frequency	Percent	Mean: 4.00
Agree	8	100.00	
Sometimes	0	0.00	
Agree			
Sometimes	0	0.00	
Disagree			
Disagree	0	0.00	

53. My clinical instructor facilitated post-conference so that my understanding of concepts was enhanced.

Response	Frequency	Percent	Mean: 4.00
Agree	8	100.00	
Sometimes	0	0.00	
Agree			
Sometimes	0	0.00	
Disagree			
Disagree	0	0.00	

55. Orientation to simulation was adequate.

Response	Frequency	Percent	Mean: 4.00
Agree	8	100.00	
Sometimes	0	0.00	
Agree			
Sometimes	0	0.00	
Disagree			
Disagree	0	0.00	

57. The simulation experiences gave me an opportunity to make clinical judgments.

Response	Frequency	Percent	Mean: 4.00
Agree	8	100.00	
Sometimes	0	0.00	
Agree			
Sometimes	0	0.00	
Disagree			
Disagree	0	0.00	

59. Simulation helped to reinforce what I had learned about concepts during class.

Response	Frequency	Percent	Mean: 4.00
Agree	8	100.00	
Sometimes	0	0.00	
Agree			
Sometimes	0	0.00	
Disagree			
Disagree	0	0.00	

54. My clinical instructor acted as a positive role model regarding patient safety, client advocacy, caring, cultural sensitivity, and collaboration.

Response	Frequency	Percent	Mean: 4.00
Agree	8	100.00	
Sometimes	0	0.00	
Agree			
Sometimes	0	0.00	
Disagree			
Disagree	0	0.00	

56. The simulation coordinator/instructors explained expectations satisfactorily.

Response	Frequency	Percent	Mean: 4.00
Agree	8	100.00	
Sometimes	0	0.00	
Agree			
Sometimes	0	0.00	
Disagree			
Disagree	0	0.00	

58. Simulation gave me an opportunity to be a part of a team.

Response	Frequency	Percent	Mean: 4.00
Agree	8	100.00	
Sometimes	0	0.00	
Agree			
Sometimes	0	0.00	
Disagree			
Disagree	0	0.00	

60. The debriefing sessions were helpful in improving my clinical decision-making.

Response	Frequency	Percent	Mean: 4.00
Agree	8	100.00	
Sometimes	0	0.00	
Agree			
Sometimes	0	0.00	
Disagree			
Disagree	0	0.00	

Trinity Valley Community College

ADN Level III

Fall 2019

Gail Ellis

45. My clinical instructor was on time for clinical.

Response	Frequency	Percent	Mean: 4.00
Agree	2	100.00	
Sometimes	0	0.00	
Agree			
Sometimes	0	0.00	
Disagree			
Disagree	0	0.00	

46. My clinical instructor encouraged me to make clinical judgments.

Response	Frequency	Percent	Mean: 4.00
Agree	2	100.00	
Sometimes	0	0.00	
Agree			
Sometimes	0	0.00	
Disagree			
Disagree	0	0.00	

47. My clinical instructor promoted an environment in which I felt respected.

Response	Frequency	Percent	Mean: 4.00
Agree	2	100.00	
Sometimes	0	0.00	
Agree			
Sometimes	0	0.00	
Disagree			
Disagree	0	0.00	

48. My clinical instructor demonstrated evidence of current nursing knowledge.

Response	Frequency	Percent	Mean: 4.00
Agree	2	100.00	
Sometimes	0	0.00	
Agree			
Sometimes	0	0.00	
Disagree			
Disagree	0	0.00	

49. My clinical instructor demonstrated evidence of competency in nursing skills.

Response	Frequency	Percent	Mean: 4.00
Agree	2	100.00	
Sometimes	0	0.00	
Agree			
Sometimes	0	0.00	
Disagree			
Disagree	0	0.00	

50. My clinical instructor was available for the supervision of invasive skills.

Response	Frequency	Percent	Mean: 4.00
Agree	2	100.00	
Sometimes	0	0.00	
Agree			
Sometimes	0	0.00	
Disagree			
Disagree	0	0.00	

51. My clinical instructor provided me with constructive feedback on my progress in clinical.

Response	Frequency	Percent	Mean: 4.00
Agree	2	100.00	
Sometimes	0	0.00	
Agree			
Sometimes	0	0.00	
Disagree			
Disagree	0	0.00	

52. My clinical instructor facilitated post-conference to enhance meeting of clinical objectives.

Response	Frequency	Percent	Mean: 4.00
Agree	2	100.00	
Sometimes	0	0.00	
Agree			
Sometimes	0	0.00	
Disagree			
Disagree	0	0.00	

53. My clinical instructor facilitated post-conference so that my understanding of concepts was enhanced.

Response	Frequency	Percent	Mean: 4.00
Agree	2	100.00	
Sometimes	0	0.00	
Agree			
Sometimes	0	0.00	
Disagree			
Disagree	0	0.00	

55. Orientation to simulation was adequate.

Response	Frequency	Percent	Mean: 4.00
Agree	2	100.00	
Sometimes	0	0.00	
Agree			
Sometimes	0	0.00	
Disagree			
Disagree	0	0.00	

57. The simulation experiences gave me an opportunity to make clinical judgments.

Response	Frequency	Percent	Mean: 4.00
Agree	2	100.00	
Sometimes	0	0.00	
Agree			
Sometimes	0	0.00	
Disagree			
Disagree	0	0.00	

59. Simulation helped to reinforce what I had learned about concepts during class.

Response	Frequency	Percent	Mean: 4.00
Agree	2	100.00	
Sometimes	0	0.00	
Agree			
Sometimes	0	0.00	
Disagree			
Disagree	0	0.00	

54. My clinical instructor acted as a positive role model regarding patient safety, client advocacy, caring, cultural sensitivity, and collaboration.

Response	Frequency	Percent	Mean: 4.00
Agree	2	100.00	
Sometimes	0	0.00	
Agree			
Sometimes	0	0.00	
Disagree			
Disagree	0	0.00	

56. The simulation coordinator/instructors explained expectations satisfactorily.

Response	Frequency	Percent	Mean: 4.00
Agree	2	100.00	
Sometimes	0	0.00	
Agree			
Sometimes	0	0.00	
Disagree			
Disagree	0	0.00	

58. Simulation gave me an opportunity to be a part of a team.

Response	Frequency	Percent	Mean: 4.00
Agree	2	100.00	
Sometimes	0	0.00	
Agree			
Sometimes	0	0.00	
Disagree			
Disagree	0	0.00	

60. The debriefing sessions were helpful in improving my clinical decision-making.

Response	Frequency	Percent	Mean: 4.00
Agree	2	100.00	
Sometimes	0	0.00	
Agree			
Sometimes	0	0.00	
Disagree			
Disagree	0	0.00	

Trinity Valley Community College

ADN Level III

Fall 2019

Holli Benge

45. My clinical instructor was on time for clinical.

Response	Frequency	Percent	Mean: 4.00
Agree	5	100.00	<div><div></div></div>
Sometimes	0	0.00	<div><div></div></div>
Agree			
Sometimes	0	0.00	<div><div></div></div>
Disagree			
Disagree	0	0.00	<div><div></div></div>

46. My clinical instructor encouraged me to make clinical judgments.

Response	Frequency	Percent	Mean: 4.00
Agree	5	100.00	<div><div></div></div>
Sometimes	0	0.00	<div><div></div></div>
Agree			
Sometimes	0	0.00	<div><div></div></div>
Disagree			
Disagree	0	0.00	<div><div></div></div>

47. My clinical instructor promoted an environment in which I felt respected.

Response	Frequency	Percent	Mean: 4.00
Agree	5	100.00	<div><div></div></div>
Sometimes	0	0.00	<div><div></div></div>
Agree			
Sometimes	0	0.00	<div><div></div></div>
Disagree			
Disagree	0	0.00	<div><div></div></div>

48. My clinical instructor demonstrated evidence of current nursing knowledge.

Response	Frequency	Percent	Mean: 4.00
Agree	5	100.00	<div><div></div></div>
Sometimes	0	0.00	<div><div></div></div>
Agree			
Sometimes	0	0.00	<div><div></div></div>
Disagree			
Disagree	0	0.00	<div><div></div></div>

49. My clinical instructor demonstrated evidence of competency in nursing skills.

Response	Frequency	Percent	Mean: 3.80
Agree	4	80.00	<div><div></div></div>
Sometimes	1	20.00	<div><div></div></div>
Agree			
Sometimes	0	0.00	<div><div></div></div>
Disagree			
Disagree	0	0.00	<div><div></div></div>

50. My clinical instructor was available for the supervision of invasive skills.

Response	Frequency	Percent	Mean: 3.80
Agree	4	80.00	<div><div></div></div>
Sometimes	1	20.00	<div><div></div></div>
Agree			
Sometimes	0	0.00	<div><div></div></div>
Disagree			
Disagree	0	0.00	<div><div></div></div>

51. My clinical instructor provided me with constructive feedback on my progress in clinical.

Response	Frequency	Percent	Mean: 3.80
Agree	4	80.00	<div><div></div></div>
Sometimes	1	20.00	<div><div></div></div>
Agree			
Sometimes	0	0.00	<div><div></div></div>
Disagree			
Disagree	0	0.00	<div><div></div></div>

52. My clinical instructor facilitated post-conference to enhance meeting of clinical objectives.

Response	Frequency	Percent	Mean: 4.00
Agree	5	100.00	<div><div></div></div>
Sometimes	0	0.00	<div><div></div></div>
Agree			
Sometimes	0	0.00	<div><div></div></div>
Disagree			
Disagree	0	0.00	<div><div></div></div>

53. My clinical instructor facilitated post-conference so that my understanding of concepts was enhanced.

Response	Frequency	Percent	Mean: 3.80
Agree	4	80.00	<div><div></div></div>
Sometimes	1	20.00	<div><div></div></div>
Agree			
Sometimes	0	0.00	<div><div></div></div>
Disagree			
Disagree	0	0.00	<div><div></div></div>

55. Orientation to simulation was adequate.

Response	Frequency	Percent	Mean: 4.00
Agree	5	100.00	<div><div></div></div>
Sometimes	0	0.00	<div><div></div></div>
Agree			
Sometimes	0	0.00	<div><div></div></div>
Disagree			
Disagree	0	0.00	<div><div></div></div>

57. The simulation experiences gave me an opportunity to make clinical judgments.

Response	Frequency	Percent	Mean: 4.00
Agree	5	100.00	<div><div></div></div>
Sometimes	0	0.00	<div><div></div></div>
Agree			
Sometimes	0	0.00	<div><div></div></div>
Disagree			
Disagree	0	0.00	<div><div></div></div>

59. Simulation helped to reinforce what I had learned about concepts during class.

Response	Frequency	Percent	Mean: 4.00
Agree	5	100.00	<div><div></div></div>
Sometimes	0	0.00	<div><div></div></div>
Agree			
Sometimes	0	0.00	<div><div></div></div>
Disagree			
Disagree	0	0.00	<div><div></div></div>

54. My clinical instructor acted as a positive role model regarding patient safety, client advocacy, caring, cultural sensitivity, and collaboration.

Response	Frequency	Percent	Mean: 4.00
Agree	5	100.00	<div><div></div></div>
Sometimes	0	0.00	<div><div></div></div>
Agree			
Sometimes	0	0.00	<div><div></div></div>
Disagree			
Disagree	0	0.00	<div><div></div></div>

56. The simulation coordinator/instructors explained expectations satisfactorily.

Response	Frequency	Percent	Mean: 4.00
Agree	5	100.00	<div><div></div></div>
Sometimes	0	0.00	<div><div></div></div>
Agree			
Sometimes	0	0.00	<div><div></div></div>
Disagree			
Disagree	0	0.00	<div><div></div></div>

58. Simulation gave me an opportunity to be a part of a team.

Response	Frequency	Percent	Mean: 4.00
Agree	5	100.00	<div><div></div></div>
Sometimes	0	0.00	<div><div></div></div>
Agree			
Sometimes	0	0.00	<div><div></div></div>
Disagree			
Disagree	0	0.00	<div><div></div></div>

60. The debriefing sessions were helpful in improving my clinical decision-making.

Response	Frequency	Percent	Mean: 4.00
Agree	5	100.00	<div><div></div></div>
Sometimes	0	0.00	<div><div></div></div>
Agree			
Sometimes	0	0.00	<div><div></div></div>
Disagree			
Disagree	0	0.00	<div><div></div></div>





Trinity Valley Community College

ADN Level III





Fall 2019

Jacque Caruthers





45. My clinical instructor was on time for clinical.

Response	Frequency	Percent	Mean: 4.00
Agree	14	100.00	
Sometimes	0	0.00	
Agree			
Sometimes	0	0.00	
Disagree			
Disagree	0	0.00	





46. My clinical instructor encouraged me to make clinical judgments.

Response	Frequency	Percent	Mean: 3.93
Agree	13	92.86	
Sometimes	1	7.14	
Agree			
Sometimes	0	0.00	
Disagree			
Disagree	0	0.00	





47. My clinical instructor promoted an environment in which I felt respected.

Response	Frequency	Percent	Mean: 3.79
Agree	12	85.71	
Sometimes	1	7.14	
Agree			
Sometimes	1	7.14	
Disagree			
Disagree	0	0.00	





48. My clinical instructor demonstrated evidence of current nursing knowledge.

Response	Frequency	Percent	Mean: 3.93
Agree	13	92.86	
Sometimes	1	7.14	
Agree			
Sometimes	0	0.00	
Disagree			
Disagree	0	0.00	





49. My clinical instructor demonstrated evidence of competency in nursing skills.

Response	Frequency	Percent	Mean: 4.00
Agree	14	100.00	
Sometimes	0	0.00	
Agree			
Sometimes	0	0.00	
Disagree			
Disagree	0	0.00	





50. My clinical instructor was available for the supervision of invasive skills.

Response	Frequency	Percent	Mean: 3.43
Agree	8	57.14	
Sometimes	4	28.57	
Agree			
Sometimes	2	14.29	
Disagree			
Disagree	0	0.00	

51. My clinical instructor provided me with constructive feedback on my progress in clinical.

Response	Frequency	Percent	Mean: 3.71
Agree	10	71.43	
Sometimes	4	28.57	
Agree			
Sometimes	0	0.00	
Disagree			
Disagree	0	0.00	

52. My clinical instructor facilitated post-conference to enhance meeting of clinical objectives.

Response	Frequency	Percent	Mean: 3.86
Agree	13	92.86	
Sometimes	0	0.00	
Agree			
Sometimes	1	7.14	
Disagree			
Disagree	0	0.00	

53. My clinical instructor facilitated post-conference so that my understanding of concepts was enhanced.

Response	Frequency	Percent	Mean: 3.86
Agree	13	92.86	<div><div></div></div>
Sometimes	0	0.00	<div><div></div></div>
Agree			
Sometimes	1	7.14	<div><div></div></div>
Disagree			
Disagree	0	0.00	<div><div></div></div>

55. Orientation to simulation was adequate.

Response	Frequency	Percent	Mean: 3.93
Agree	13	92.86	<div><div></div></div>
Sometimes	1	7.14	<div><div></div></div>
Agree			
Sometimes	0	0.00	<div><div></div></div>
Disagree			
Disagree	0	0.00	<div><div></div></div>

57. The simulation experiences gave me an opportunity to make clinical judgments.

Response	Frequency	Percent	Mean: 3.79
Agree	11	78.57	<div><div></div></div>
Sometimes	3	21.43	<div><div></div></div>
Agree			
Sometimes	0	0.00	<div><div></div></div>
Disagree			
Disagree	0	0.00	<div><div></div></div>

59. Simulation helped to reinforce what I had learned about concepts during class.

Response	Frequency	Percent	Mean: 3.71
Agree	11	78.57	<div><div></div></div>
Sometimes	2	14.29	<div><div></div></div>
Agree			
Sometimes	1	7.14	<div><div></div></div>
Disagree			
Disagree	0	0.00	<div><div></div></div>

54. My clinical instructor acted as a positive role model regarding patient safety, client advocacy, caring, cultural sensitivity, and collaboration.

Response	Frequency	Percent	Mean: 3.85
Agree	11	78.57	<div><div></div></div>
Sometimes	2	14.29	<div><div></div></div>
Agree			
Sometimes	0	0.00	<div><div></div></div>
Disagree			
Disagree	0	0.00	<div><div></div></div>
Invalid	1	7.14	<div><div></div></div>

56. The simulation coordinator/instructors explained expectations satisfactorily.

Response	Frequency	Percent	Mean: 3.71
Agree	10	71.43	<div><div></div></div>
Sometimes	4	28.57	<div><div></div></div>
Agree			
Sometimes	0	0.00	<div><div></div></div>
Disagree			
Disagree	0	0.00	<div><div></div></div>

58. Simulation gave me an opportunity to be a part of a team.

Response	Frequency	Percent	Mean: 3.93
Agree	13	92.86	<div><div></div></div>
Sometimes	1	7.14	<div><div></div></div>
Agree			
Sometimes	0	0.00	<div><div></div></div>
Disagree			
Disagree	0	0.00	<div><div></div></div>

60. The debriefing sessions were helpful in improving my clinical decision-making.

Response	Frequency	Percent	Mean: 3.71
Agree	11	78.57	<div><div></div></div>
Sometimes	2	14.29	<div><div></div></div>
Agree			
Sometimes	1	7.14	<div><div></div></div>
Disagree			
Disagree	0	0.00	<div><div></div></div>

Trinity Valley Community College

ADN Level III

Fall 2019

January Green

45. My clinical instructor was on time for clinical.

Response	Frequency	Percent	Mean: 4.00
Agree	8	100.00	
Sometimes	0	0.00	
Agree			
Sometimes	0	0.00	
Disagree			
Disagree	0	0.00	

46. My clinical instructor encouraged me to make clinical judgments.

Response	Frequency	Percent	Mean: 4.00
Agree	8	100.00	
Sometimes	0	0.00	
Agree			
Sometimes	0	0.00	
Disagree			
Disagree	0	0.00	

47. My clinical instructor promoted an environment in which I felt respected.

Response	Frequency	Percent	Mean: 4.00
Agree	8	100.00	
Sometimes	0	0.00	
Agree			
Sometimes	0	0.00	
Disagree			
Disagree	0	0.00	

48. My clinical instructor demonstrated evidence of current nursing knowledge.

Response	Frequency	Percent	Mean: 4.00
Agree	8	100.00	
Sometimes	0	0.00	
Agree			
Sometimes	0	0.00	
Disagree			
Disagree	0	0.00	

49. My clinical instructor demonstrated evidence of competency in nursing skills.

Response	Frequency	Percent	Mean: 4.00
Agree	8	100.00	
Sometimes	0	0.00	
Agree			
Sometimes	0	0.00	
Disagree			
Disagree	0	0.00	

50. My clinical instructor was available for the supervision of invasive skills.

Response	Frequency	Percent	Mean: 4.00
Agree	8	100.00	
Sometimes	0	0.00	
Agree			
Sometimes	0	0.00	
Disagree			
Disagree	0	0.00	

51. My clinical instructor provided me with constructive feedback on my progress in clinical.

Response	Frequency	Percent	Mean: 4.00
Agree	8	100.00	
Sometimes	0	0.00	
Agree			
Sometimes	0	0.00	
Disagree			
Disagree	0	0.00	

52. My clinical instructor facilitated post-conference to enhance meeting of clinical objectives.

Response	Frequency	Percent	Mean: 4.00
Agree	8	100.00	
Sometimes	0	0.00	
Agree			
Sometimes	0	0.00	
Disagree			
Disagree	0	0.00	

53. My clinical instructor facilitated post-conference so that my understanding of concepts was enhanced.

Response	Frequency	Percent	Mean: 4.00
Agree	8	100.00	
Sometimes	0	0.00	
Agree			
Sometimes	0	0.00	
Disagree			
Disagree	0	0.00	

55. Orientation to simulation was adequate.

Response	Frequency	Percent	Mean: 4.00
Agree	8	100.00	
Sometimes	0	0.00	
Agree			
Sometimes	0	0.00	
Disagree			
Disagree	0	0.00	

57. The simulation experiences gave me an opportunity to make clinical judgments.

Response	Frequency	Percent	Mean: 4.00
Agree	8	100.00	
Sometimes	0	0.00	
Agree			
Sometimes	0	0.00	
Disagree			
Disagree	0	0.00	

59. Simulation helped to reinforce what I had learned about concepts during class.

Response	Frequency	Percent	Mean: 4.00
Agree	8	100.00	
Sometimes	0	0.00	
Agree			
Sometimes	0	0.00	
Disagree			
Disagree	0	0.00	

54. My clinical instructor acted as a positive role model regarding patient safety, client advocacy, caring, cultural sensitivity, and collaboration.

Response	Frequency	Percent	Mean: 4.00
Agree	8	100.00	
Sometimes	0	0.00	
Agree			
Sometimes	0	0.00	
Disagree			
Disagree	0	0.00	

56. The simulation coordinator/instructors explained expectations satisfactorily.

Response	Frequency	Percent	Mean: 4.00
Agree	8	100.00	
Sometimes	0	0.00	
Agree			
Sometimes	0	0.00	
Disagree			
Disagree	0	0.00	

58. Simulation gave me an opportunity to be a part of a team.

Response	Frequency	Percent	Mean: 4.00
Agree	8	100.00	
Sometimes	0	0.00	
Agree			
Sometimes	0	0.00	
Disagree			
Disagree	0	0.00	

60. The debriefing sessions were helpful in improving my clinical decision-making.

Response	Frequency	Percent	Mean: 4.00
Agree	8	100.00	
Sometimes	0	0.00	
Agree			
Sometimes	0	0.00	
Disagree			
Disagree	0	0.00	

Trinity Valley Community College

ADN Level III

Fall 2019

Larry Eustace

45. My clinical instructor was on time for clinical.

Response	Frequency	Percent	Mean: 4.00
Agree	5	100.00	
Sometimes	0	0.00	
Agree			
Sometimes	0	0.00	
Disagree			
Disagree	0	0.00	

46. My clinical instructor encouraged me to make clinical judgments.

Response	Frequency	Percent	Mean: 4.00
Agree	5	100.00	
Sometimes	0	0.00	
Agree			
Sometimes	0	0.00	
Disagree			
Disagree	0	0.00	

47. My clinical instructor promoted an environment in which I felt respected.

Response	Frequency	Percent	Mean: 4.00
Agree	5	100.00	
Sometimes	0	0.00	
Agree			
Sometimes	0	0.00	
Disagree			
Disagree	0	0.00	

48. My clinical instructor demonstrated evidence of current nursing knowledge.

Response	Frequency	Percent	Mean: 4.00
Agree	5	100.00	
Sometimes	0	0.00	
Agree			
Sometimes	0	0.00	
Disagree			
Disagree	0	0.00	

49. My clinical instructor demonstrated evidence of competency in nursing skills.

Response	Frequency	Percent	Mean: 4.00
Agree	5	100.00	
Sometimes	0	0.00	
Agree			
Sometimes	0	0.00	
Disagree			
Disagree	0	0.00	

50. My clinical instructor was available for the supervision of invasive skills.

Response	Frequency	Percent	Mean: 4.00
Agree	5	100.00	
Sometimes	0	0.00	
Agree			
Sometimes	0	0.00	
Disagree			
Disagree	0	0.00	

51. My clinical instructor provided me with constructive feedback on my progress in clinical.

Response	Frequency	Percent	Mean: 4.00
Agree	5	100.00	
Sometimes	0	0.00	
Agree			
Sometimes	0	0.00	
Disagree			
Disagree	0	0.00	

52. My clinical instructor facilitated post-conference to enhance meeting of clinical objectives.

Response	Frequency	Percent	Mean: 4.00
Agree	5	100.00	
Sometimes	0	0.00	
Agree			
Sometimes	0	0.00	
Disagree			
Disagree	0	0.00	

53. My clinical instructor facilitated post-conference so that my understanding of concepts was enhanced.

Response	Frequency	Percent	Mean: 4.00
Agree	5	100.00	<div></div>
Sometimes	0	0.00	<div></div>
Agree			
Sometimes	0	0.00	<div></div>
Disagree			
Disagree	0	0.00	<div></div>

55. Orientation to simulation was adequate.

Response	Frequency	Percent	Mean: 4.00
Agree	5	100.00	<div></div>
Sometimes	0	0.00	<div></div>
Agree			
Sometimes	0	0.00	<div></div>
Disagree			
Disagree	0	0.00	<div></div>

57. The simulation experiences gave me an opportunity to make clinical judgments.

Response	Frequency	Percent	Mean: 4.00
Agree	5	100.00	<div></div>
Sometimes	0	0.00	<div></div>
Agree			
Sometimes	0	0.00	<div></div>
Disagree			
Disagree	0	0.00	<div></div>

59. Simulation helped to reinforce what I had learned about concepts during class.

Response	Frequency	Percent	Mean: 4.00
Agree	5	100.00	<div></div>
Sometimes	0	0.00	<div></div>
Agree			
Sometimes	0	0.00	<div></div>
Disagree			
Disagree	0	0.00	<div></div>

54. My clinical instructor acted as a positive role model regarding patient safety, client advocacy, caring, cultural sensitivity, and collaboration.

Response	Frequency	Percent	Mean: 4.00
Agree	5	100.00	<div></div>
Sometimes	0	0.00	<div></div>
Agree			
Sometimes	0	0.00	<div></div>
Disagree			
Disagree	0	0.00	<div></div>

56. The simulation coordinator/instructors explained expectations satisfactorily.

Response	Frequency	Percent	Mean: 4.00
Agree	4	80.00	<div></div>
Sometimes	0	0.00	<div></div>
Agree			
Sometimes	0	0.00	<div></div>
Disagree			
Disagree	0	0.00	<div></div>
Invalid	1	20.00	<div></div>

58. Simulation gave me an opportunity to be a part of a team.

Response	Frequency	Percent	Mean: 4.00
Agree	5	100.00	<div></div>
Sometimes	0	0.00	<div></div>
Agree			
Sometimes	0	0.00	<div></div>
Disagree			
Disagree	0	0.00	<div></div>

60. The debriefing sessions were helpful in improving my clinical decision-making.

Response	Frequency	Percent	Mean: 4.00
Agree	5	100.00	<div></div>
Sometimes	0	0.00	<div></div>
Agree			
Sometimes	0	0.00	<div></div>
Disagree			
Disagree	0	0.00	<div></div>

Trinity Valley Community College

ADN Level III

Fall 2019

Linda Hayes

45. My clinical instructor was on time for clinical.

Response	Frequency	Percent	Mean: 4.00
Agree	6	100.00	<div></div>
Sometimes	0	0.00	<div></div>
Agree			
Sometimes	0	0.00	<div></div>
Disagree			
Disagree	0	0.00	<div></div>

46. My clinical instructor encouraged me to make clinical judgments.

Response	Frequency	Percent	Mean: 4.00
Agree	6	100.00	<div></div>
Sometimes	0	0.00	<div></div>
Agree			
Sometimes	0	0.00	<div></div>
Disagree			
Disagree	0	0.00	<div></div>

47. My clinical instructor promoted an environment in which I felt respected.

Response	Frequency	Percent	Mean: 4.00
Agree	6	100.00	<div></div>
Sometimes	0	0.00	<div></div>
Agree			
Sometimes	0	0.00	<div></div>
Disagree			
Disagree	0	0.00	<div></div>

48. My clinical instructor demonstrated evidence of current nursing knowledge.

Response	Frequency	Percent	Mean: 4.00
Agree	6	100.00	<div></div>
Sometimes	0	0.00	<div></div>
Agree			
Sometimes	0	0.00	<div></div>
Disagree			
Disagree	0	0.00	<div></div>

49. My clinical instructor demonstrated evidence of competency in nursing skills.

Response	Frequency	Percent	Mean: 4.00
Agree	6	100.00	<div></div>
Sometimes	0	0.00	<div></div>
Agree			
Sometimes	0	0.00	<div></div>
Disagree			
Disagree	0	0.00	<div></div>

50. My clinical instructor was available for the supervision of invasive skills.

Response	Frequency	Percent	Mean: 4.00
Agree	6	100.00	<div></div>
Sometimes	0	0.00	<div></div>
Agree			
Sometimes	0	0.00	<div></div>
Disagree			
Disagree	0	0.00	<div></div>

51. My clinical instructor provided me with constructive feedback on my progress in clinical.

Response	Frequency	Percent	Mean: 4.00
Agree	5	83.33	<div></div>
Sometimes	0	0.00	<div></div>
Agree			
Sometimes	0	0.00	<div></div>
Disagree			
Disagree	0	0.00	<div></div>
Invalid	1	16.67	<div></div>

52. My clinical instructor facilitated post-conference to enhance meeting of clinical objectives.

Response	Frequency	Percent	Mean: 4.00
Agree	6	100.00	<div></div>
Sometimes	0	0.00	<div></div>
Agree			
Sometimes	0	0.00	<div></div>
Disagree			
Disagree	0	0.00	<div></div>

53. My clinical instructor facilitated post-conference so that my understanding of concepts was enhanced.

Response	Frequency	Percent	Mean: 4.00
Agree	6	100.00	<div><div></div></div>
Sometimes	0	0.00	<div><div></div></div>
Agree			
Sometimes	0	0.00	<div><div></div></div>
Disagree			
Disagree	0	0.00	<div><div></div></div>

55. Orientation to simulation was adequate.

Response	Frequency	Percent	Mean: 3.83
Agree	5	83.33	<div><div></div></div>
Sometimes	1	16.67	<div><div></div></div>
Agree			
Sometimes	0	0.00	<div><div></div></div>
Disagree			
Disagree	0	0.00	<div><div></div></div>

57. The simulation experiences gave me an opportunity to make clinical judgments.

Response	Frequency	Percent	Mean: 3.83
Agree	5	83.33	<div><div></div></div>
Sometimes	1	16.67	<div><div></div></div>
Agree			
Sometimes	0	0.00	<div><div></div></div>
Disagree			
Disagree	0	0.00	<div><div></div></div>

59. Simulation helped to reinforce what I had learned about concepts during class.

Response	Frequency	Percent	Mean: 4.00
Agree	6	100.00	<div><div></div></div>
Sometimes	0	0.00	<div><div></div></div>
Agree			
Sometimes	0	0.00	<div><div></div></div>
Disagree			
Disagree	0	0.00	<div><div></div></div>

54. My clinical instructor acted as a positive role model regarding patient safety, client advocacy, caring, cultural sensitivity, and collaboration.

Response	Frequency	Percent	Mean: 4.00
Agree	6	100.00	<div><div></div></div>
Sometimes	0	0.00	<div><div></div></div>
Agree			
Sometimes	0	0.00	<div><div></div></div>
Disagree			
Disagree	0	0.00	<div><div></div></div>

56. The simulation coordinator/instructors explained expectations satisfactorily.

Response	Frequency	Percent	Mean: 3.83
Agree	5	83.33	<div><div></div></div>
Sometimes	1	16.67	<div><div></div></div>
Agree			
Sometimes	0	0.00	<div><div></div></div>
Disagree			
Disagree	0	0.00	<div><div></div></div>

58. Simulation gave me an opportunity to be a part of a team.

Response	Frequency	Percent	Mean: 4.00
Agree	6	100.00	<div><div></div></div>
Sometimes	0	0.00	<div><div></div></div>
Agree			
Sometimes	0	0.00	<div><div></div></div>
Disagree			
Disagree	0	0.00	<div><div></div></div>

60. The debriefing sessions were helpful in improving my clinical decision-making.

Response	Frequency	Percent	Mean: 4.00
Agree	6	100.00	<div><div></div></div>
Sometimes	0	0.00	<div><div></div></div>
Agree			
Sometimes	0	0.00	<div><div></div></div>
Disagree			
Disagree	0	0.00	<div><div></div></div>

Trinity Valley Community College

ADN Level III

Fall 2019

Lori Cook

45. My clinical instructor was on time for clinical.

Response	Frequency	Percent	Mean: 4.00
Agree	3	100.00	
Sometimes	0	0.00	
Agree			
Sometimes	0	0.00	
Disagree			
Disagree	0	0.00	

46. My clinical instructor encouraged me to make clinical judgments.

Response	Frequency	Percent	Mean: 4.00
Agree	3	100.00	
Sometimes	0	0.00	
Agree			
Sometimes	0	0.00	
Disagree			
Disagree	0	0.00	

47. My clinical instructor promoted an environment in which I felt respected.

Response	Frequency	Percent	Mean: 4.00
Agree	3	100.00	
Sometimes	0	0.00	
Agree			
Sometimes	0	0.00	
Disagree			
Disagree	0	0.00	

48. My clinical instructor demonstrated evidence of current nursing knowledge.

Response	Frequency	Percent	Mean: 4.00
Agree	3	100.00	
Sometimes	0	0.00	
Agree			
Sometimes	0	0.00	
Disagree			
Disagree	0	0.00	

49. My clinical instructor demonstrated evidence of competency in nursing skills.

Response	Frequency	Percent	Mean: 4.00
Agree	3	100.00	
Sometimes	0	0.00	
Agree			
Sometimes	0	0.00	
Disagree			
Disagree	0	0.00	

50. My clinical instructor was available for the supervision of invasive skills.

Response	Frequency	Percent	Mean: 4.00
Agree	3	100.00	
Sometimes	0	0.00	
Agree			
Sometimes	0	0.00	
Disagree			
Disagree	0	0.00	

51. My clinical instructor provided me with constructive feedback on my progress in clinical.

Response	Frequency	Percent	Mean: 4.00
Agree	3	100.00	
Sometimes	0	0.00	
Agree			
Sometimes	0	0.00	
Disagree			
Disagree	0	0.00	

52. My clinical instructor facilitated post-conference to enhance meeting of clinical objectives.

Response	Frequency	Percent	Mean: 4.00
Agree	3	100.00	
Sometimes	0	0.00	
Agree			
Sometimes	0	0.00	
Disagree			
Disagree	0	0.00	

53. My clinical instructor facilitated post-conference so that my understanding of concepts was enhanced.

Response	Frequency	Percent	Mean: 4.00
Agree	3	100.00	<div><div></div></div>
Sometimes	0	0.00	<div><div></div></div>
Agree			
Sometimes	0	0.00	<div><div></div></div>
Disagree			
Disagree	0	0.00	<div><div></div></div>

55. Orientation to simulation was adequate.

Response	Frequency	Percent	Mean: 3.67
Agree	2	66.67	<div><div></div></div>
Sometimes	1	33.33	<div><div></div></div>
Agree			
Sometimes	0	0.00	<div><div></div></div>
Disagree			
Disagree	0	0.00	<div><div></div></div>

57. The simulation experiences gave me an opportunity to make clinical judgments.

Response	Frequency	Percent	Mean: 4.00
Agree	3	100.00	<div><div></div></div>
Sometimes	0	0.00	<div><div></div></div>
Agree			
Sometimes	0	0.00	<div><div></div></div>
Disagree			
Disagree	0	0.00	<div><div></div></div>

59. Simulation helped to reinforce what I had learned about concepts during class.

Response	Frequency	Percent	Mean: 3.67
Agree	2	66.67	<div><div></div></div>
Sometimes	1	33.33	<div><div></div></div>
Agree			
Sometimes	0	0.00	<div><div></div></div>
Disagree			
Disagree	0	0.00	<div><div></div></div>

54. My clinical instructor acted as a positive role model regarding patient safety, client advocacy, caring, cultural sensitivity, and collaboration.

Response	Frequency	Percent	Mean: 4.00
Agree	3	100.00	<div><div></div></div>
Sometimes	0	0.00	<div><div></div></div>
Agree			
Sometimes	0	0.00	<div><div></div></div>
Disagree			
Disagree	0	0.00	<div><div></div></div>

56. The simulation coordinator/instructors explained expectations satisfactorily.

Response	Frequency	Percent	Mean: 4.00
Agree	3	100.00	<div><div></div></div>
Sometimes	0	0.00	<div><div></div></div>
Agree			
Sometimes	0	0.00	<div><div></div></div>
Disagree			
Disagree	0	0.00	<div><div></div></div>

58. Simulation gave me an opportunity to be a part of a team.

Response	Frequency	Percent	Mean: 4.00
Agree	3	100.00	<div><div></div></div>
Sometimes	0	0.00	<div><div></div></div>
Agree			
Sometimes	0	0.00	<div><div></div></div>
Disagree			
Disagree	0	0.00	<div><div></div></div>

60. The debriefing sessions were helpful in improving my clinical decision-making.

Response	Frequency	Percent	Mean: 3.67
Agree	2	66.67	<div><div></div></div>
Sometimes	1	33.33	<div><div></div></div>
Agree			
Sometimes	0	0.00	<div><div></div></div>
Disagree			
Disagree	0	0.00	<div><div></div></div>

Trinity Valley Community College

ADN Level III

Fall 2019

Shane Smith

45. My clinical instructor was on time for clinical.

Response	Frequency	Percent	Mean: 4.00
Agree	4	100.00	<div></div>
Sometimes	0	0.00	<div></div>
Agree			
Sometimes	0	0.00	<div></div>
Disagree			
Disagree	0	0.00	<div></div>

46. My clinical instructor encouraged me to make clinical judgments.

Response	Frequency	Percent	Mean: 4.00
Agree	4	100.00	<div></div>
Sometimes	0	0.00	<div></div>
Agree			
Sometimes	0	0.00	<div></div>
Disagree			
Disagree	0	0.00	<div></div>

47. My clinical instructor promoted an environment in which I felt respected.

Response	Frequency	Percent	Mean: 4.00
Agree	4	100.00	<div></div>
Sometimes	0	0.00	<div></div>
Agree			
Sometimes	0	0.00	<div></div>
Disagree			
Disagree	0	0.00	<div></div>

48. My clinical instructor demonstrated evidence of current nursing knowledge.

Response	Frequency	Percent	Mean: 4.00
Agree	4	100.00	<div></div>
Sometimes	0	0.00	<div></div>
Agree			
Sometimes	0	0.00	<div></div>
Disagree			
Disagree	0	0.00	<div></div>

49. My clinical instructor demonstrated evidence of competency in nursing skills.

Response	Frequency	Percent	Mean: 4.00
Agree	4	100.00	<div></div>
Sometimes	0	0.00	<div></div>
Agree			
Sometimes	0	0.00	<div></div>
Disagree			
Disagree	0	0.00	<div></div>

50. My clinical instructor was available for the supervision of invasive skills.

Response	Frequency	Percent	Mean: 3.75
Agree	3	75.00	<div></div>
Sometimes	1	25.00	<div></div>
Agree			
Sometimes	0	0.00	<div></div>
Disagree			
Disagree	0	0.00	<div></div>

51. My clinical instructor provided me with constructive feedback on my progress in clinical.

Response	Frequency	Percent	Mean: 4.00
Agree	4	100.00	<div></div>
Sometimes	0	0.00	<div></div>
Agree			
Sometimes	0	0.00	<div></div>
Disagree			
Disagree	0	0.00	<div></div>

52. My clinical instructor facilitated post-conference to enhance meeting of clinical objectives.

Response	Frequency	Percent	Mean: 3.75
Agree	3	75.00	<div></div>
Sometimes	1	25.00	<div></div>
Agree			
Sometimes	0	0.00	<div></div>
Disagree			
Disagree	0	0.00	<div></div>

53. My clinical instructor facilitated post-conference so that my understanding of concepts was enhanced.

Response	Frequency	Percent	Mean: 3.50
Agree	3	75.00	<div><div></div></div>
Sometimes	0	0.00	<div><div></div></div>
Agree			
Sometimes	1	25.00	<div><div></div></div>
Disagree			
Disagree	0	0.00	<div><div></div></div>

55. Orientation to simulation was adequate.

Response	Frequency	Percent	Mean: 4.00
Agree	4	100.00	<div><div></div></div>
Sometimes	0	0.00	<div><div></div></div>
Agree			
Sometimes	0	0.00	<div><div></div></div>
Disagree			
Disagree	0	0.00	<div><div></div></div>

57. The simulation experiences gave me an opportunity to make clinical judgments.

Response	Frequency	Percent	Mean: 4.00
Agree	4	100.00	<div><div></div></div>
Sometimes	0	0.00	<div><div></div></div>
Agree			
Sometimes	0	0.00	<div><div></div></div>
Disagree			
Disagree	0	0.00	<div><div></div></div>

59. Simulation helped to reinforce what I had learned about concepts during class.

Response	Frequency	Percent	Mean: 4.00
Agree	4	100.00	<div><div></div></div>
Sometimes	0	0.00	<div><div></div></div>
Agree			
Sometimes	0	0.00	<div><div></div></div>
Disagree			
Disagree	0	0.00	<div><div></div></div>

54. My clinical instructor acted as a positive role model regarding patient safety, client advocacy, caring, cultural sensitivity, and collaboration.

Response	Frequency	Percent	Mean: 4.00
Agree	4	100.00	<div><div></div></div>
Sometimes	0	0.00	<div><div></div></div>
Agree			
Sometimes	0	0.00	<div><div></div></div>
Disagree			
Disagree	0	0.00	<div><div></div></div>

56. The simulation coordinator/instructors explained expectations satisfactorily.

Response	Frequency	Percent	Mean: 4.00
Agree	4	100.00	<div><div></div></div>
Sometimes	0	0.00	<div><div></div></div>
Agree			
Sometimes	0	0.00	<div><div></div></div>
Disagree			
Disagree	0	0.00	<div><div></div></div>

58. Simulation gave me an opportunity to be a part of a team.

Response	Frequency	Percent	Mean: 4.00
Agree	4	100.00	<div><div></div></div>
Sometimes	0	0.00	<div><div></div></div>
Agree			
Sometimes	0	0.00	<div><div></div></div>
Disagree			
Disagree	0	0.00	<div><div></div></div>

60. The debriefing sessions were helpful in improving my clinical decision-making.

Response	Frequency	Percent	Mean: 4.00
Agree	4	100.00	<div><div></div></div>
Sometimes	0	0.00	<div><div></div></div>
Agree			
Sometimes	0	0.00	<div><div></div></div>
Disagree			
Disagree	0	0.00	<div><div></div></div>