

Trinity Valley Community College

ADN Level IV Evaluation Report

Spring 2017

Please choose Non-Acute Clinical Instructor:

Response	Frequency	Percent	Mean: 4.38
Judy Callicoatt	6	23.08	<div><div></div></div>
Kathy Colgrove	7	26.92	<div><div></div></div>
Christi Doherty	10	38.46	<div><div></div></div>
Gail Ellis	3	11.54	<div><div></div></div>

1. The unit objectives were clearly stated, measurable, and attainable.

Response	Frequency	Percent	Mean: 3.88
Agree	23	88.46	<div><div></div></div>
Sometimes	3	11.54	<div><div></div></div>
Agree			
Sometimes	0	0.00	<div><div></div></div>
Disagree			
Disagree	0	0.00	<div><div></div></div>
Not Applicable	0	0.00	<div><div></div></div>

3. The clinical objectives reflected content covered in class.

Response	Frequency	Percent	Mean: 3.69
Agree	19	73.08	<div><div></div></div>
Sometimes	6	23.08	<div><div></div></div>
Agree			
Sometimes	1	3.85	<div><div></div></div>
Disagree			
Disagree	0	0.00	<div><div></div></div>
Not Applicable	0	0.00	<div><div></div></div>

5. The classroom instructors were organized in their presentations.

Response	Frequency	Percent	Mean: 3.62
Agree	18	69.23	<div><div></div></div>
Sometimes	6	23.08	<div><div></div></div>
Agree			
Sometimes	2	7.69	<div><div></div></div>
Disagree			
Disagree	0	0.00	<div><div></div></div>
Not Applicable	0	0.00	<div><div></div></div>

Please choose Terrell State Hospital Clinical Instructor

Response	Frequency	Percent	Mean: 1.65
Larry Eustace	9	34.62	<div><div></div></div>
Kerri Wyble	17	65.38	<div><div></div></div>

2. The tests covered the unit objectives.

Response	Frequency	Percent	Mean: 3.42
Agree	16	61.54	<div><div></div></div>
Sometimes	5	19.23	<div><div></div></div>
Agree			
Sometimes	5	19.23	<div><div></div></div>
Disagree			
Disagree	0	0.00	<div><div></div></div>
Not Applicable	0	0.00	<div><div></div></div>

4. The classroom instructors presented current information about their topics.

Response	Frequency	Percent	Mean: 3.65
Agree	18	69.23	<div><div></div></div>
Sometimes	7	26.92	<div><div></div></div>
Agree			
Sometimes	1	3.85	<div><div></div></div>
Disagree			
Disagree	0	0.00	<div><div></div></div>
Not Applicable	0	0.00	<div><div></div></div>

6. The classroom presentations were understandable.

Response	Frequency	Percent	Mean: 3.58
Agree	18	69.23	<div><div></div></div>
Sometimes	5	19.23	<div><div></div></div>
Agree			
Sometimes	3	11.54	<div><div></div></div>
Disagree			
Disagree	0	0.00	<div><div></div></div>
Not Applicable	0	0.00	<div><div></div></div>

7. The classroom instructors reinforced main points by use of specific examples.

Response	Frequency	Percent	Mean: 3.62
Agree	18	69.23	<div><div></div></div>
Sometimes	6	23.08	<div><div></div></div>
Agree			
Sometimes	2	7.69	<div><div></div></div>
Disagree			
Disagree	0	0.00	<div><div></div></div>
Not Applicable	0	0.00	<div><div></div></div>

9. The classroom instructors used a variety of effective instructional techniques to implement the curriculum.

Response	Frequency	Percent	Mean: 3.42
Agree	18	69.23	<div><div></div></div>
Sometimes	3	11.54	<div><div></div></div>
Agree			
Sometimes	3	11.54	<div><div></div></div>
Disagree			
Disagree	2	7.69	<div><div></div></div>
Not Applicable	0	0.00	<div><div></div></div>

11. I have improved my understanding of concepts and principles related to patient care by the instructors' presentations.

Response	Frequency	Percent	Mean: 3.58
Agree	18	69.23	<div><div></div></div>
Sometimes	6	23.08	<div><div></div></div>
Agree			
Sometimes	1	3.85	<div><div></div></div>
Disagree			
Disagree	1	3.85	<div><div></div></div>
Not Applicable	0	0.00	<div><div></div></div>

13. Learning resources are current, comprehensive, use contemporary technology, accessible and available in a timely manner.

Response	Frequency	Percent	Mean: 3.69
Agree	18	69.23	<div><div></div></div>
Sometimes	8	30.77	<div><div></div></div>
Agree			
Sometimes	0	0.00	<div><div></div></div>
Disagree			
Disagree	0	0.00	<div><div></div></div>
Not Applicable	0	0.00	<div><div></div></div>

8. The classroom instructors answered my questions satisfactorily.

Response	Frequency	Percent	Mean: 3.65
Agree	19	73.08	<div><div></div></div>
Sometimes	5	19.23	<div><div></div></div>
Agree			
Sometimes	2	7.69	<div><div></div></div>
Disagree			
Disagree	0	0.00	<div><div></div></div>
Not Applicable	0	0.00	<div><div></div></div>

10. The classroom instructors used a variety of techniques to engage me in the course.

Response	Frequency	Percent	Mean: 3.42
Agree	18	69.23	<div><div></div></div>
Sometimes	3	11.54	<div><div></div></div>
Agree			
Sometimes	3	11.54	<div><div></div></div>
Disagree			
Disagree	2	7.69	<div><div></div></div>
Not Applicable	0	0.00	<div><div></div></div>

12. I was able to get help in obtaining and using library resources if I needed it.

Response	Frequency	Percent	Mean: 3.92
Agree	24	92.31	<div><div></div></div>
Sometimes	2	7.69	<div><div></div></div>
Agree			
Sometimes	0	0.00	<div><div></div></div>
Disagree			
Disagree	0	0.00	<div><div></div></div>
Not Applicable	0	0.00	<div><div></div></div>

14. Blackboard resources and activities helped me in meeting the course objectives/requirements.

Response	Frequency	Percent	Mean: 3.81
Agree	23	88.46	<div><div></div></div>
Sometimes	2	7.69	<div><div></div></div>
Agree			
Sometimes	0	0.00	<div><div></div></div>
Disagree			
Disagree	1	3.85	<div><div></div></div>
Not Applicable	0	0.00	<div><div></div></div>

15. Support for accessing Blackboard was available if I needed it.

Response	Frequency	Percent	Mean: 3.92
Agree	24	92.31	<div><div></div></div>
Sometimes	2	7.69	<div><div></div></div>
Agree			
Sometimes	0	0.00	<div><div></div></div>
Disagree			
Disagree	0	0.00	<div><div></div></div>
Not Applicable	0	0.00	<div><div></div></div>

17. The Medical-Surgical Textbook was easy to understand and provided adequate information to meet the course objectives.

Response	Frequency	Percent	Mean: 3.81
Agree	21	80.77	<div><div></div></div>
Sometimes	5	19.23	<div><div></div></div>
Agree			
Sometimes	0	0.00	<div><div></div></div>
Disagree			
Disagree	0	0.00	<div><div></div></div>
Not Applicable	0	0.00	<div><div></div></div>

19. The Psychiatric Textbook was easy to understand and provided adequate information to meet the course objectives.

Response	Frequency	Percent	Mean: 3.62
Agree	17	65.38	<div><div></div></div>
Sometimes	8	30.77	<div><div></div></div>
Agree			
Sometimes	1	3.85	<div><div></div></div>
Disagree			
Disagree	0	0.00	<div><div></div></div>
Not Applicable	0	0.00	<div><div></div></div>

21. The Fundamentals Textbook was easy to understand and provided adequate information to meet the course objectives.

Response	Frequency	Percent	Mean: 3.88
Agree	23	88.46	<div><div></div></div>
Sometimes	3	11.54	<div><div></div></div>
Agree			
Sometimes	0	0.00	<div><div></div></div>
Disagree			
Disagree	0	0.00	<div><div></div></div>
Not Applicable	0	0.00	<div><div></div></div>

16. I received an adequate orientation to Blackboard.

Response	Frequency	Percent	Mean: 3.96
Agree	25	96.15	<div><div></div></div>
Sometimes	1	3.85	<div><div></div></div>
Agree			
Sometimes	0	0.00	<div><div></div></div>
Disagree			
Disagree	0	0.00	<div><div></div></div>
Not Applicable	0	0.00	<div><div></div></div>

18. The Pediatric/Obstetrics Textbook was easy to understand and provided adequate information to meet the course objectives.

Response	Frequency	Percent	Mean: 3.77
Agree	21	80.77	<div><div></div></div>
Sometimes	4	15.38	<div><div></div></div>
Agree			
Sometimes	1	3.85	<div><div></div></div>
Disagree			
Disagree	0	0.00	<div><div></div></div>
Not Applicable	0	0.00	<div><div></div></div>






20. The Pharmacology Textbook was easy to understand and provided adequate information to meet the course objectives.

Response	Frequency	Percent	Mean: 3.31
Agree	15	57.69	<div><div></div></div>
Sometimes	7	26.92	<div><div></div></div>
Agree			
Sometimes	1	3.85	<div><div></div></div>
Disagree			
Disagree	3	11.54	<div><div></div></div>
Not Applicable	0	0.00	<div><div></div></div>






22. The Health Assessment Textbook was easy to understand and provided adequate information to meet the course objectives.

Response	Frequency	Percent	Mean: 3.69
Agree	21	80.77	<div><div></div></div>
Sometimes	4	15.38	<div><div></div></div>
Agree			
Sometimes	0	0.00	<div><div></div></div>
Disagree			
Disagree	0	0.00	<div><div></div></div>
Not Applicable	1	3.85	<div><div></div></div>






23. The Trends & Issues Textbook was easy to understand and provided adequate information to meet the course objectives.

Response	Frequency	Percent	Mean: 3.46
Agree	19	73.08	
Sometimes Agree	4	15.38	
Sometimes Disagree	1	3.85	
Disagree	0	0.00	
Not Applicable	2	7.69	






25. Nursing Concepts on-line was helpful for me this semester.

Response	Frequency	Percent	Mean: 3.58
Agree	20	76.92	
Sometimes Agree	3	11.54	
Sometimes Disagree	2	7.69	
Disagree	0	0.00	
Not Applicable	1	3.85	






27. The Pharmacology on-line course helped me understand pharmacology.

Response	Frequency	Percent	Mean: 3.08
Agree	15	57.69	
Sometimes Agree	5	19.23	
Sometimes Disagree	1	3.85	
Disagree	3	11.54	
Not Applicable	2	7.69	






27. I felt welcomed at the clinical site by the nurses.

Response	Frequency	Percent	Mean: 3.81
Agree	22	84.62	
Sometimes Agree	3	11.54	
Sometimes Disagree	1	3.85	
Disagree	0	0.00	
Not Applicable	0	0.00	






24. The E-books were easy to navigate and helpful to me during the semester.

Response	Frequency	Percent	Mean: 3.28
Agree	19	76.00	
Sometimes Agree	1	4.00	
Sometimes Disagree	0	0.00	
Disagree	3	12.00	
Not Applicable	2	8.00	






26. The SimChart Electronic Health Record (EHR) helped me to develop my documentation skills.

Response	Frequency	Percent	Mean: 3.23
Agree	13	50.00	
Sometimes Agree	9	34.62	
Sometimes Disagree	1	3.85	
Disagree	3	11.54	
Not Applicable	0	0.00	

28. The semester syllabus was easy to understand and provided adequate information to guide my progress through the semester.

Response	Frequency	Percent	Mean: 3.65
Agree	19	73.08	
Sometimes Agree	6	23.08	
Sometimes Disagree	0	0.00	
Disagree	1	3.85	
Not Applicable	0	0.00	

28. My preceptors communicated adequately with me with regards to my patients.

Response	Frequency	Percent	Mean: 3.96
Agree	25	96.15	
Sometimes Agree	1	3.85	
Sometimes Disagree	0	0.00	
Disagree	0	0.00	
Not Applicable	0	0.00	

29. My preceptors demonstrated professional behaviors.

Response	Frequency	Percent	Mean: 3.96
Agree	25	96.15	<div><div></div></div>
Sometimes	1	3.85	<div><div></div></div>
Agree			
Sometimes	0	0.00	<div><div></div></div>
Disagree			
Disagree	0	0.00	<div><div></div></div>
Not Applicable	0	0.00	<div><div></div></div>

31. My preceptors gave me constructive feedback regarding my performance.

Response	Frequency	Percent	Mean: 3.92
Agree	25	96.15	<div><div></div></div>
Sometimes	0	0.00	<div><div></div></div>
Agree			
Sometimes	1	3.85	<div><div></div></div>
Disagree			
Disagree	0	0.00	<div><div></div></div>
Not Applicable	0	0.00	<div><div></div></div>

33. My preceptors evaluated my performance fairly.

Response	Frequency	Percent	Mean: 3.88
Agree	24	92.31	<div><div></div></div>
Sometimes	1	3.85	<div><div></div></div>
Agree			
Sometimes	1	3.85	<div><div></div></div>
Disagree			
Disagree	0	0.00	<div><div></div></div>
Not Applicable	0	0.00	<div><div></div></div>

35. During my rotation, I had the opportunity to make clinical decisions for my patients.

Response	Frequency	Percent	Mean: 3.85
Agree	22	84.62	<div><div></div></div>
Sometimes	4	15.38	<div><div></div></div>
Agree			
Sometimes	0	0.00	<div><div></div></div>
Disagree			
Disagree	0	0.00	<div><div></div></div>
Not Applicable	0	0.00	<div><div></div></div>

30. My preceptors provided safe, competent patient care.

Response	Frequency	Percent	Mean: 3.96
Agree	25	96.15	<div><div></div></div>
Sometimes	1	3.85	<div><div></div></div>
Agree			
Sometimes	0	0.00	<div><div></div></div>
Disagree			
Disagree	0	0.00	<div><div></div></div>
Not Applicable	0	0.00	<div><div></div></div>

32. My preceptors were available to answer questions and observe skills.

Response	Frequency	Percent	Mean: 3.96
Agree	24	96.00	<div><div></div></div>
Sometimes	1	4.00	<div><div></div></div>
Agree			
Sometimes	0	0.00	<div><div></div></div>
Disagree			
Disagree	0	0.00	<div><div></div></div>
Not Applicable	0	0.00	<div><div></div></div>

34. My preceptors encouraged me to make clinical judgments.

Response	Frequency	Percent	Mean: 3.88
Agree	24	92.31	<div><div></div></div>
Sometimes	1	3.85	<div><div></div></div>
Agree			
Sometimes	1	3.85	<div><div></div></div>
Disagree			
Disagree	0	0.00	<div><div></div></div>
Not Applicable	0	0.00	<div><div></div></div>

36. During my rotation, I was able to perform a variety of skills.

Response	Frequency	Percent	Mean: 3.88
Agree	23	88.46	<div><div></div></div>
Sometimes	3	11.54	<div><div></div></div>
Agree			
Sometimes	0	0.00	<div><div></div></div>
Disagree			
Disagree	0	0.00	<div><div></div></div>
Not Applicable	0	0.00	<div><div></div></div>

37. During my rotation, I was able to implement client teaching.

Response	Frequency	Percent	Mean: 3.92
Agree	24	92.31	<div><div></div></div>
Sometimes	2	7.69	<div><div></div></div>
Agree			
Sometimes	0	0.00	<div><div></div></div>
Disagree			
Disagree	0	0.00	<div><div></div></div>
Not Applicable	0	0.00	<div><div></div></div>

39. During my rotation, I was able to observe the role of the nurse manger.

Response	Frequency	Percent	Mean: 3.69
Agree	22	84.62	<div><div></div></div>
Sometimes	1	3.85	<div><div></div></div>
Agree			
Sometimes	2	7.69	<div><div></div></div>
Disagree			
Disagree	1	3.85	<div><div></div></div>
Not Applicable	0	0.00	<div><div></div></div>

41. During my rotation, I was able to identify applicable local, state and federal laws.

Response	Frequency	Percent	Mean: 3.85
Agree	23	88.46	<div><div></div></div>
Sometimes	2	7.69	<div><div></div></div>
Agree			
Sometimes	1	3.85	<div><div></div></div>
Disagree			
Disagree	0	0.00	<div><div></div></div>
Not Applicable	0	0.00	<div><div></div></div>

43. During my clinical I had sufficient opportunities (quality and quantity) to meet course objectives.

Response	Frequency	Percent	Mean: 3.96
Agree	25	96.15	<div><div></div></div>
Sometimes	1	3.85	<div><div></div></div>
Agree			
Sometimes	0	0.00	<div><div></div></div>
Disagree			
Disagree	0	0.00	<div><div></div></div>
Not Applicable	0	0.00	<div><div></div></div>

38. During my rotation, I was able to interact with other disciplines.

Response	Frequency	Percent	Mean: 3.85
Agree	23	88.46	<div><div></div></div>
Sometimes	2	7.69	<div><div></div></div>
Agree			
Sometimes	1	3.85	<div><div></div></div>
Disagree			
Disagree	0	0.00	<div><div></div></div>
Not Applicable	0	0.00	<div><div></div></div>

40. During my rotation, I was able to attend/participate in client conferences.

Response	Frequency	Percent	Mean: 3.73
Agree	23	88.46	<div><div></div></div>
Sometimes	1	3.85	<div><div></div></div>
Agree			
Sometimes	0	0.00	<div><div></div></div>
Disagree			
Disagree	2	7.69	<div><div></div></div>
Not Applicable	0	0.00	<div><div></div></div>

42. During my rotation, I was able to apply the Nursing Practice Act in the clinical setting.

Response	Frequency	Percent	Mean: 3.96
Agree	25	96.15	<div><div></div></div>
Sometimes	1	3.85	<div><div></div></div>
Agree			
Sometimes	0	0.00	<div><div></div></div>
Disagree			
Disagree	0	0.00	<div><div></div></div>
Not Applicable	0	0.00	<div><div></div></div>

44. I had an overall positive learning experience at my clinical rotation.

Response	Frequency	Percent	Mean: 3.88
Agree	24	92.31	<div><div></div></div>
Sometimes	1	3.85	<div><div></div></div>
Agree			
Sometimes	1	3.85	<div><div></div></div>
Disagree			
Disagree	0	0.00	<div><div></div></div>
Not Applicable	0	0.00	<div><div></div></div>

45. This rotation assisted me in preparing for graduation.

Response	Frequency	Percent	Mean: 3.88
Agree	23	88.46	<div><div></div></div>
Sometimes Agree	3	11.54	<div><div></div></div>
Sometimes Disagree	0	0.00	<div><div></div></div>
Disagree	0	0.00	<div><div></div></div>
Not Applicable	0	0.00	<div><div></div></div>

47. My instructor was available if I needed assistance during clinical.

Response	Frequency	Percent	Mean: 4.00
Agree	26	100.00	<div><div></div></div>
Sometimes Agree	0	0.00	<div><div></div></div>
Sometimes Disagree	0	0.00	<div><div></div></div>
Disagree	0	0.00	<div><div></div></div>
Not Applicable	0	0.00	<div><div></div></div>

49. Blackboard discussions helped me to meet clinical objectives.

Response	Frequency	Percent	Mean: 3.81
Agree	23	88.46	<div><div></div></div>
Sometimes Agree	1	3.85	<div><div></div></div>
Sometimes Disagree	2	7.69	<div><div></div></div>
Disagree	0	0.00	<div><div></div></div>
Not Applicable	0	0.00	<div><div></div></div>

51. The community clinical rotations helped me better understand home health care, rehab, and dialysis.

Response	Frequency	Percent	Mean: 3.81
Agree	17	80.95	<div><div></div></div>
Sometimes Agree	4	19.05	<div><div></div></div>
Sometimes Disagree	0	0.00	<div><div></div></div>
Disagree	0	0.00	<div><div></div></div>
Not Applicable	0	0.00	<div><div></div></div>

46. This rotation helped me to integrate and apply my nursing knowledge.

Response	Frequency	Percent	Mean: 3.92
Agree	24	92.31	<div><div></div></div>
Sometimes Agree	2	7.69	<div><div></div></div>
Sometimes Disagree	0	0.00	<div><div></div></div>
Disagree	0	0.00	<div><div></div></div>
Not Applicable	0	0.00	<div><div></div></div>

48. My clinical instructor provided me with constructive feedback on my progress in clinical.

Response	Frequency	Percent	Mean: 4.00
Agree	26	100.00	<div><div></div></div>
Sometimes Agree	0	0.00	<div><div></div></div>
Sometimes Disagree	0	0.00	<div><div></div></div>
Disagree	0	0.00	<div><div></div></div>
Not Applicable	0	0.00	<div><div></div></div>

50. I was able to apply my understanding of professional and health care concepts to clinical situations this semester.

Response	Frequency	Percent	Mean: 3.96
Agree	25	96.15	<div><div></div></div>
Sometimes Agree	1	3.85	<div><div></div></div>
Sometimes Disagree	0	0.00	<div><div></div></div>
Disagree	0	0.00	<div><div></div></div>
Not Applicable	0	0.00	<div><div></div></div>

52. During my rotation I was able to develop a better understanding of psychiatric disorders.

Response	Frequency	Percent	Mean: 3.92
Agree	24	92.31	<div><div></div></div>
Sometimes Agree	2	7.69	<div><div></div></div>
Sometimes Disagree	0	0.00	<div><div></div></div>
Disagree	0	0.00	<div><div></div></div>
Not Applicable	0	0.00	<div><div></div></div>

53. During my rotation I was able to improve my communication skills with patients.

Response	Frequency	Percent	Mean: 3.92
Agree	24	92.31	<div><div></div></div>
Sometimes	2	7.69	<div><div></div></div>
Agree			
Sometimes	0	0.00	<div><div></div></div>
Disagree			
Disagree	0	0.00	<div><div></div></div>
Not Applicable	0	0.00	<div><div></div></div>

55. During my rotation, I developed a better understanding of management of behaviors of patients with psychiatric disorders (i.e. anger)

Response	Frequency	Percent	Mean: 4.00
Agree	26	100.00	<div><div></div></div>
Sometimes	0	0.00	<div><div></div></div>
Agree			
Sometimes	0	0.00	<div><div></div></div>
Disagree			
Disagree	0	0.00	<div><div></div></div>
Not Applicable	0	0.00	<div><div></div></div>

57. My instructor was available if I needed assistance during clinical.

Response	Frequency	Percent	Mean: 4.00
Agree	26	100.00	<div><div></div></div>
Sometimes	0	0.00	<div><div></div></div>
Agree			
Sometimes	0	0.00	<div><div></div></div>
Disagree			
Disagree	0	0.00	<div><div></div></div>
Not Applicable	0	0.00	<div><div></div></div>

54. During my rotation I developed a better recognition of the safety needs of cognitively impaired patients.

Response	Frequency	Percent	Mean: 4.00
Agree	26	100.00	<div><div></div></div>
Sometimes	0	0.00	<div><div></div></div>
Agree			
Sometimes	0	0.00	<div><div></div></div>
Disagree			
Disagree	0	0.00	<div><div></div></div>
Not Applicable	0	0.00	<div><div></div></div>

56. My clinical instructor facilitated post-conference to enhance meeting of clinical objectives.

Response	Frequency	Percent	Mean: 3.96
Agree	25	96.15	<div><div></div></div>
Sometimes	1	3.85	<div><div></div></div>
Agree			
Sometimes	0	0.00	<div><div></div></div>
Disagree			
Disagree	0	0.00	<div><div></div></div>
Not Applicable	0	0.00	<div><div></div></div>