

# Trinity Valley Community College

## ADN Level II Evaluation Report

Spring 2017

Overall

Please choose Instructor:

Mean: 6.54

Response	Frequency	Percent	Graph
Marvel Donovan	17	19.10	
Mary Krieger	10	11.24	
Patricia Pinion	18	20.22	
Patti Vasquez	9	10.11	
David Dausman	10	11.24	
Michelle Whittenberg	11	12.36	
Lori Cook	14	15.73	
<b>Total Valid</b>	89	100.00	
<b>Total</b>	89	100.00	

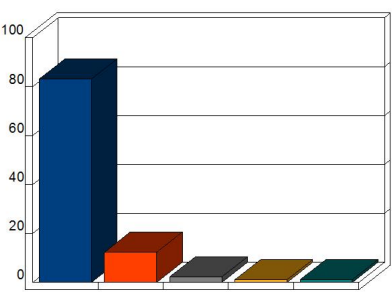
Please choose your facility:

Mean: 5.09

Response	Frequency	Percent	Graph
Doctors Hospital at White Rock Lake - Dallas	0	0.00	
East Texas Medical Center Athens	25	28.09	
Ennis Regional Medical Center	0	0.00	
Hunt Regional Healthcare - Greenville	17	19.10	
Baylor Scott & White - Lake Pointe	17	19.10	
Palestine Regional Medical Center - Palestine	0	0.00	
Texas Health Presbyterian Hospital of Kaufman	10	11.24	
Baylor Scott & White - Sunnyvale	20	22.47	
Dallas Regional Medical Center	0	0.00	
<b>Total Valid</b>	89	100.00	
<b>Total</b>	89	100.00	

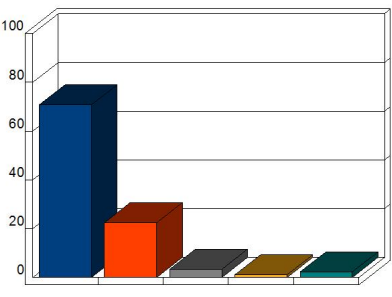
1. The concept objectives were clearly stated, measurable, and attainable.

Mean: 3.75

Response	Frequency	Percent	Graph
Agree	74	83.15	
Sometimes Agree	11	12.36	
Sometimes Disagree	2	2.25	
Disagree	1	1.12	
Not Applicable	1	1.12	
<b>Total Valid</b>	89	100.00	
<b>Total</b>	89	100.00	

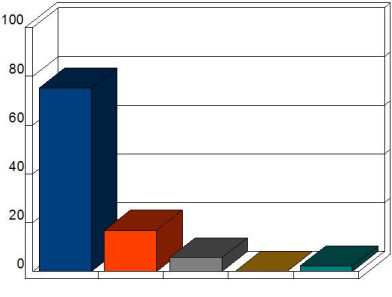
2. The tests covered the concept objectives.

Mean: 3.58

Response	Frequency	Percent	Graph
Agree	63	70.79	
Sometimes Agree	20	22.47	
Sometimes Disagree	3	3.37	
Disagree	1	1.12	
Not Applicable	2	2.25	
<b>Total Valid</b>	89	100.00	
<b>Total</b>	89	100.00	

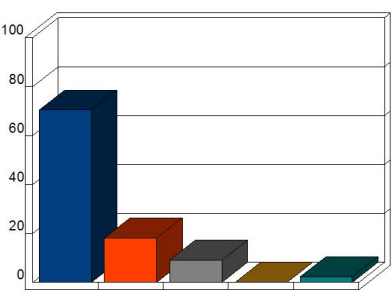
3. The classroom instructors presented current information about their concepts and key exemplars.

Mean: 3.63

Response	Frequency	Percent	Graph
Agree	67	75.28	
Sometimes Agree	15	16.85	
Sometimes Disagree	5	5.62	
Disagree	0	0.00	
Not Applicable	2	2.25	
<b>Total Valid</b>	89	100.00	
<b>Total</b>	89	100.00	

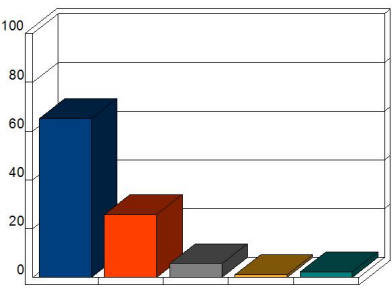
4. The classroom instructors were organized in their presentations.

Mean: 3.55

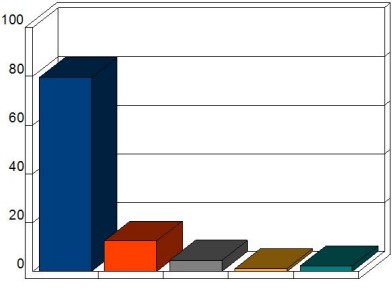
Response	Frequency	Percent	Graph
Agree	62	70.45	
Sometimes Agree	16	18.18	
Sometimes Disagree	8	9.09	
Disagree	0	0.00	
Not Applicable	2	2.27	
<b>Total Valid</b>	88	100.00	
<b>Total</b>	88	100.00	

5. The classroom presentations covered the concepts in depth.

Mean: 3.51

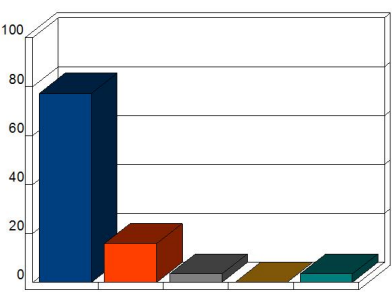
Response	Frequency	Percent	Graph
Agree	58	65.17	
Sometimes Agree	23	25.84	
Sometimes Disagree	5	5.62	
Disagree	1	1.12	
Not Applicable	2	2.25	
<b>Total Valid</b>	89	100.00	
<b>Total</b>	89	100.00	

6. The classroom instructors asked questions during class which stimulated discussion and critical thinking. Mean: 3.66

Response	Frequency	Percent	Graph
Agree	70	79.55	
Sometimes Agree	11	12.50	
Sometimes Disagree	4	4.55	
Disagree	1	1.14	
Not Applicable	2	2.27	
<b>Total Valid</b>	88	100.00	
<b>Total</b>	88	100.00	

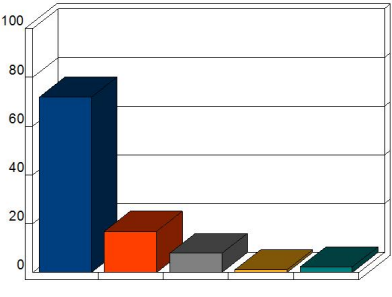
7. The classroom instructors answered my questions satisfactorily.

Mean: 3.64

Response	Frequency	Percent	Graph
Agree	68	77.27	
Sometimes Agree	14	15.91	
Sometimes Disagree	3	3.41	
Disagree	0	0.00	
Not Applicable	3	3.41	
<b>Total Valid</b>	88	100.00	
<b>Total</b>	88	100.00	

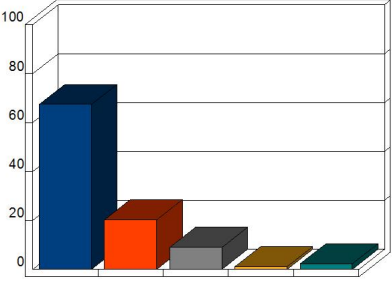
8. The classroom instructors used a variety of interactive activities to help students gain a deeper understanding of the concepts and exemplars.

Mean: 3.55

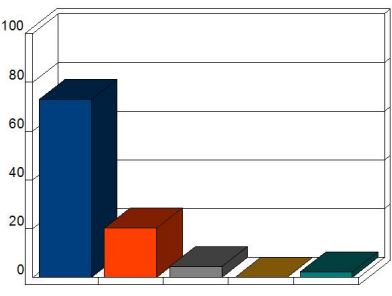
Response	Frequency	Percent	Graph
Agree	64	71.91	
Sometimes Agree	15	16.85	
Sometimes Disagree	7	7.87	
Disagree	1	1.12	
Not Applicable	2	2.25	
<b>Total Valid</b>	89	100.00	
<b>Total</b>	89	100.00	

9. I felt engaged during the classroom presentations and activities.

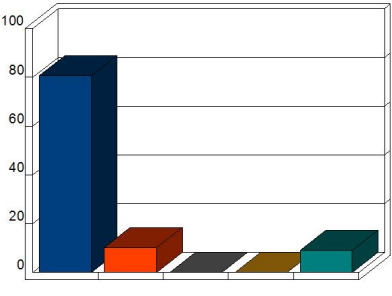
Mean: 3.49

Response	Frequency	Percent	Graph
Agree	60	67.42	
Sometimes Agree	18	20.22	
Sometimes Disagree	8	8.99	
Disagree	1	1.12	
Not Applicable	2	2.25	
<b>Total Valid</b>	89	100.00	
<b>Total</b>	89	100.00	

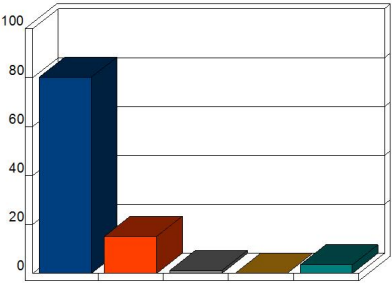
10. I have improved my understanding of concepts and principles related to patient care by the instructors' presentations. Mean: 3.62

Response	Frequency	Percent	Graph
Agree	65	73.03	
Sometimes Agree	18	20.22	
Sometimes Disagree	4	4.49	
Disagree	0	0.00	
Not Applicable	2	2.25	
<b>Total Valid</b>	89	100.00	
<b>Total</b>	89	100.00	

11. I was able to get help in obtaining and using library resources if I needed it. Mean: 3.53

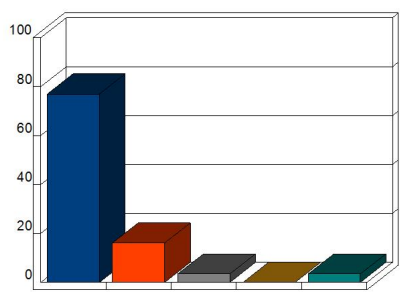
Response	Frequency	Percent	Graph
Agree	71	80.68	
Sometimes Agree	9	10.23	
Sometimes Disagree	0	0.00	
Disagree	0	0.00	
Not Applicable	8	9.09	
<b>Total Valid</b>	88	100.00	
<b>Total</b>	88	100.00	

12. Learning resources are current, comprehensive, use contemporary technology, accessible and available in a timely manner. Mean: 3.69

Response	Frequency	Percent	Graph
Agree	69	80.23	
Sometimes Agree	13	15.12	
Sometimes Disagree	1	1.16	
Disagree	0	0.00	
Not Applicable	3	3.49	
<b>Total Valid</b>	86	100.00	
<b>Total</b>	86	100.00	

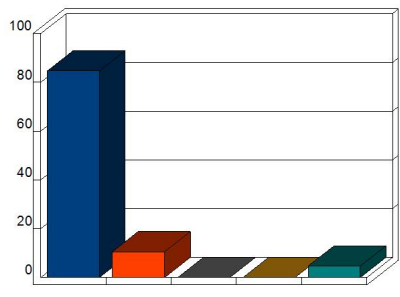
13. Blackboard resources and activities helped me in meeting the course objectives/requirements.

Mean: 3.63

Response	Frequency	Percent	Graph
Agree	67	77.01	
Sometimes Agree	14	16.09	
Sometimes Disagree	3	3.45	
Disagree	0	0.00	
Not Applicable	3	3.45	
<b>Total Valid</b>	87	100.00	
<b>Total</b>	87	100.00	

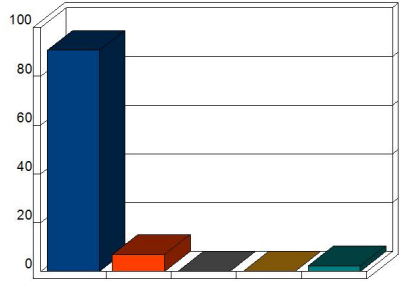
14. Support for accessing Blackboard was available if I needed it.

Mean: 3.71

Response	Frequency	Percent	Graph
Agree	72	84.71	
Sometimes Agree	9	10.59	
Sometimes Disagree	0	0.00	
Disagree	0	0.00	
Not Applicable	4	4.71	
<b>Total Valid</b>	85	100.00	
<b>Total</b>	85	100.00	

15. I received an adequate orientation to Blackboard.

Mean: 3.84

Response	Frequency	Percent	Graph
Agree	78	90.70	
Sometimes Agree	6	6.98	
Sometimes Disagree	0	0.00	
Disagree	0	0.00	
Not Applicable	2	2.33	
<b>Total Valid</b>	86	100.00	
<b>Total</b>	86	100.00	

16. The Medical-Surgical Textbook was easy to understand and provided adequate information to meet the course objectives. Mean: 3.75

Response	Frequency	Percent	Graph
Agree	75	84.27	
Sometimes Agree	10	11.24	
Sometimes Disagree	2	2.25	
Disagree	0	0.00	
Not Applicable	2	2.25	
<b>Total Valid</b>	89	100.00	
<b>Total</b>	89	100.00	

17. The Pediatric/Obstetrics Textbook was easy to understand and provided adequate information to meet the course objectives. Mean: 3.43

Response	Frequency	Percent	Graph
Agree	63	70.79	
Sometimes Agree	17	19.10	
Sometimes Disagree	1	1.12	
Disagree	0	0.00	
Not Applicable	8	8.99	
<b>Total Valid</b>	89	100.00	
<b>Total</b>	89	100.00	

18. The Psychiatric Textbook was easy to understand and provided adequate information to meet the course objectives. Mean: 3.02

Response	Frequency	Percent	Graph
Agree	53	60.23	
Sometimes Agree	17	19.32	
Sometimes Disagree	1	1.14	
Disagree	1	1.14	
Not Applicable	16	18.18	
<b>Total Valid</b>	88	100.00	
<b>Total</b>	88	100.00	

19. The Pharmacology Textbook was easy to understand and provided adequate information to meet the course objectives.

Mean: 2.87

Response	Frequency	Percent	Graph
Agree	41	46.07	
Sometimes Agree	15	16.85	
Sometimes Disagree	16	17.98	
Disagree	14	15.73	
Not Applicable	3	3.37	
<b>Total Valid</b>	89	100.00	
<b>Total</b>	89	100.00	

20. The Fundamentals Textbook was easy to understand and provided adequate information to meet the course objectives.

Mean: 3.70

Response	Frequency	Percent	Graph
Agree	75	84.27	
Sometimes Agree	9	10.11	
Sometimes Disagree	1	1.12	
Disagree	0	0.00	
Not Applicable	4	4.49	
<b>Total Valid</b>	89	100.00	
<b>Total</b>	89	100.00	

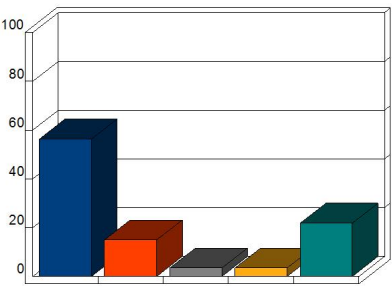
21. The Health Assessment Textbook was easy to understand and provided adequate information to meet the course objectives.

Mean: 3.53

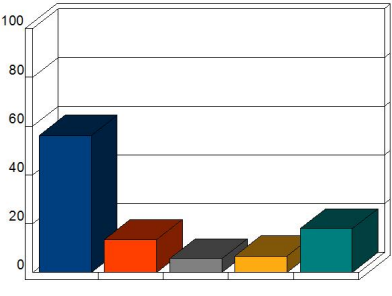
Response	Frequency	Percent	Graph
Agree	69	77.53	
Sometimes Agree	11	12.36	
Sometimes Disagree	2	2.25	
Disagree	1	1.12	
Not Applicable	6	6.74	
<b>Total Valid</b>	89	100.00	
<b>Total</b>	89	100.00	



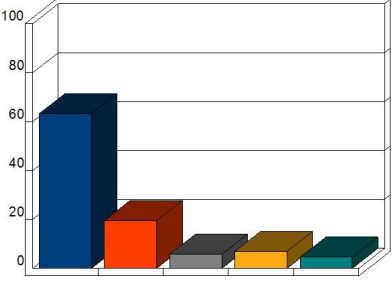
22. The Trends & Issues Textbook was easy to understand and provided adequate information to meet the course objectives. Mean: 2.80

Response	Frequency	Percent	Graph
Agree	49	56.32	
Sometimes Agree	13	14.94	
Sometimes Disagree	3	3.45	
Disagree	3	3.45	
Not Applicable	19	21.84	
<b>Total Valid</b>	87	100.00	
<b>Total</b>	87	100.00	

23. The E-books were easy to navigate and helpful to me during the semester. Mean: 2.83

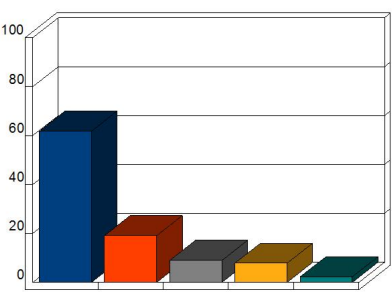
Response	Frequency	Percent	Graph
Agree	50	56.18	
Sometimes Agree	12	13.48	
Sometimes Disagree	5	5.62	
Disagree	6	6.74	
Not Applicable	16	17.98	
<b>Total Valid</b>	89	100.00	
<b>Total</b>	89	100.00	

24. Nursing Concepts on-line was helpful for me this semester. Mean: 3.30

Response	Frequency	Percent	Graph
Agree	55	63.22	
Sometimes Agree	17	19.54	
Sometimes Disagree	5	5.75	
Disagree	6	6.90	
Not Applicable	4	4.60	
<b>Total Valid</b>	87	100.00	
<b>Total</b>	87	100.00	

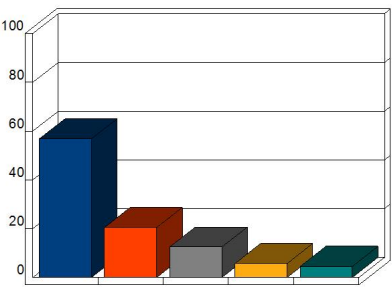
25. The SimChart Electronic Health Record (EHR) helped me to develop my documentation skills.

Mean: 3.30

Response	Frequency	Percent	Graph
Agree	55	61.80	
Sometimes Agree	17	19.10	
Sometimes Disagree	8	8.99	
Disagree	7	7.87	
Not Applicable	2	2.25	
<b>Total Valid</b>	89	100.00	
<b>Total</b>	89	100.00	

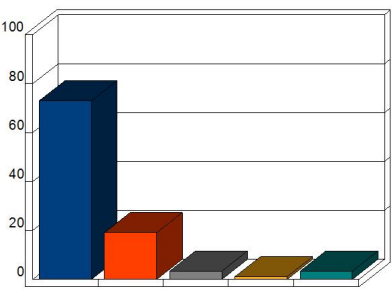
26. The Pharmacology on-line course helped me understand pharmacology.

Mean: 3.19

Response	Frequency	Percent	Graph
Agree	50	56.82	
Sometimes Agree	18	20.45	
Sometimes Disagree	11	12.50	
Disagree	5	5.68	
Not Applicable	4	4.55	
<b>Total Valid</b>	88	100.00	
<b>Total</b>	88	100.00	

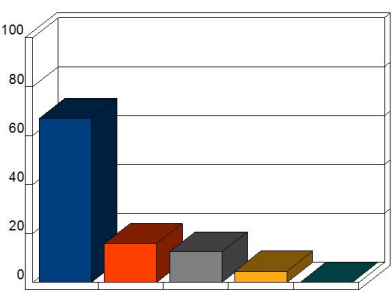
27. The semester syllabus was easy to understand and provided adequate information to guide my progress through the semester.

Mean: 3.57

Response	Frequency	Percent	Graph
Agree	65	73.03	
Sometimes Agree	17	19.10	
Sometimes Disagree	3	3.37	
Disagree	1	1.12	
Not Applicable	3	3.37	
<b>Total Valid</b>	89	100.00	
<b>Total</b>	89	100.00	

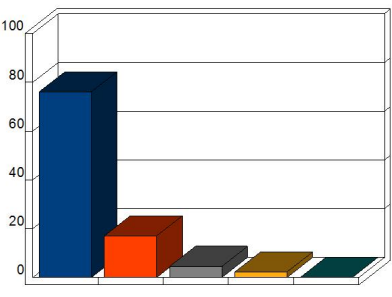
28. I felt welcomed at the clinical site by the nurses.

Mean: 3.45

Response	Frequency	Percent	Graph
Agree	59	67.05	
Sometimes Agree	14	15.91	
Sometimes Disagree	11	12.50	
Disagree	4	4.55	
Not Applicable	0	0.00	
<b>Total Valid</b>	88	100.00	
<b>Total</b>	88	100.00	

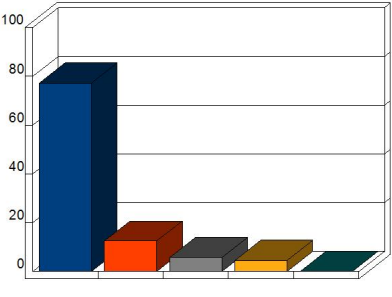
29. My primary nurses or preceptors communicated adequately with me with regards to my patients.

Mean: 3.67

Response	Frequency	Percent	Graph
Agree	67	76.14	
Sometimes Agree	15	17.05	
Sometimes Disagree	4	4.55	
Disagree	2	2.27	
Not Applicable	0	0.00	
<b>Total Valid</b>	88	100.00	
<b>Total</b>	88	100.00	

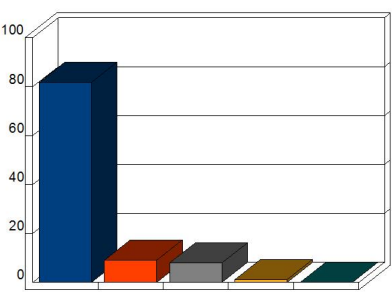
30. My primary nurses or preceptors demonstrated professional behaviors.

Mean: 3.63

Response	Frequency	Percent	Graph
Agree	68	77.27	
Sometimes Agree	11	12.50	
Sometimes Disagree	5	5.68	
Disagree	4	4.55	
Not Applicable	0	0.00	
<b>Total Valid</b>	88	100.00	
<b>Total</b>	88	100.00	

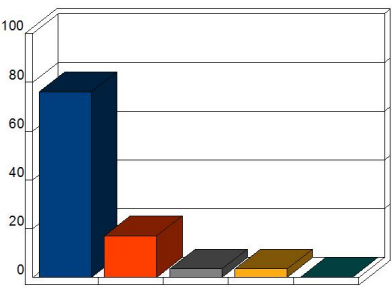
31. My primary nurses or preceptors provided safe, competent patient care.

Mean: 3.72

Response	Frequency	Percent	Graph
Agree	72	81.82	
Sometimes Agree	8	9.09	
Sometimes Disagree	7	7.95	
Disagree	1	1.14	
Not Applicable	0	0.00	
<b>Total Valid</b>	88	100.00	
<b>Total</b>	88	100.00	

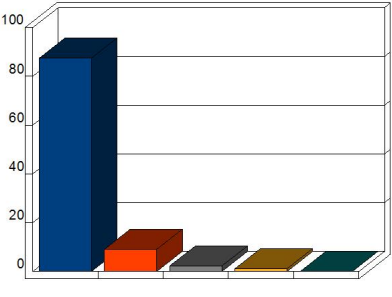
32. My primary nurses or preceptors gave me constructive feedback regarding my performance.

Mean: 3.66

Response	Frequency	Percent	Graph
Agree	67	76.14	
Sometimes Agree	15	17.05	
Sometimes Disagree	3	3.41	
Disagree	3	3.41	
Not Applicable	0	0.00	
<b>Total Valid</b>	88	100.00	
<b>Total</b>	88	100.00	

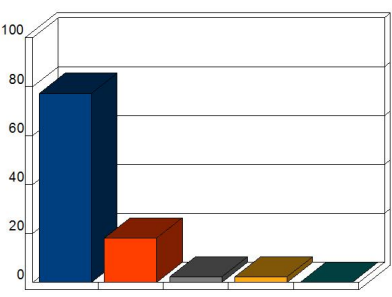
33. My preceptors were available to answer questions and observe skills.

Mean: 3.83

Response	Frequency	Percent	Graph
Agree	77	87.50	
Sometimes Agree	8	9.09	
Sometimes Disagree	2	2.27	
Disagree	1	1.14	
Not Applicable	0	0.00	
<b>Total Valid</b>	88	100.00	
<b>Total</b>	88	100.00	

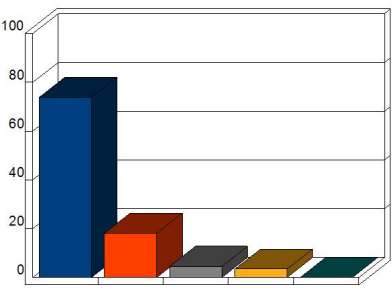
34. During my rotation, I had the opportunity to make clinical decisions for my patients.

Mean: 3.70

Response	Frequency	Percent	Graph
Agree	68	77.27	
Sometimes Agree	16	18.18	
Sometimes Disagree	2	2.27	
Disagree	2	2.27	
Not Applicable	0	0.00	
<b>Total Valid</b>	88	100.00	
<b>Total</b>	88	100.00	

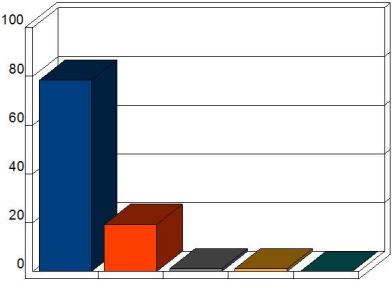
35. During my rotation, I was able to perform a variety of skills.

Mean: 3.63

Response	Frequency	Percent	Graph
Agree	65	73.86	
Sometimes Agree	16	18.18	
Sometimes Disagree	4	4.55	
Disagree	3	3.41	
Not Applicable	0	0.00	
<b>Total Valid</b>	88	100.00	
<b>Total</b>	88	100.00	

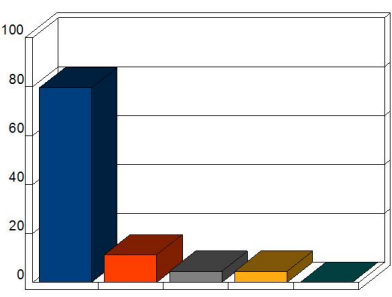
36. During my rotation, I was able to implement client teaching.

Mean: 3.75

Response	Frequency	Percent	Graph
Agree	69	78.41	
Sometimes Agree	17	19.32	
Sometimes Disagree	1	1.14	
Disagree	1	1.14	
Not Applicable	0	0.00	
<b>Total Valid</b>	88	100.00	
<b>Total</b>	88	100.00	

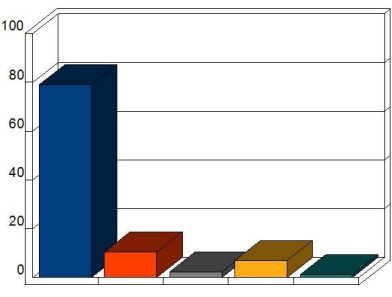
37. During my rotation, I was able to interact with other disciplines.

Mean: 3.66

Response	Frequency	Percent	Graph
Agree	70	79.55	
Sometimes Agree	10	11.36	
Sometimes Disagree	4	4.55	
Disagree	4	4.55	
Not Applicable	0	0.00	
<b>Total Valid</b>	88	100.00	
<b>Total</b>	88	100.00	

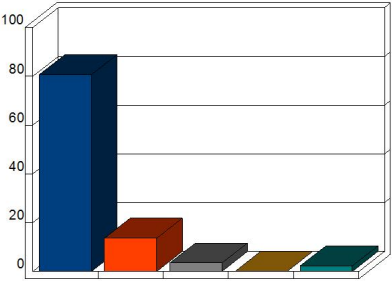
38. During my rotation, I was able to document on the client's electronic health record.

Mean: 3.59

Response	Frequency	Percent	Graph
Agree	68	79.07	
Sometimes Agree	9	10.47	
Sometimes Disagree	2	2.33	
Disagree	6	6.98	
Not Applicable	1	1.16	
<b>Total Valid</b>	86	100.00	
<b>Total</b>	86	100.00	

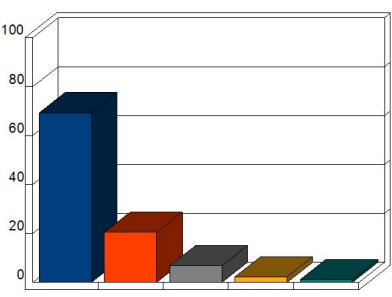
39. The facility provided an adequate orientation.

Mean: 3.70

Response	Frequency	Percent	Graph
Agree	71	80.68	
Sometimes Agree	12	13.64	
Sometimes Disagree	3	3.41	
Disagree	0	0.00	
Not Applicable	2	2.27	
<b>Total Valid</b>	88	100.00	
<b>Total</b>	88	100.00	

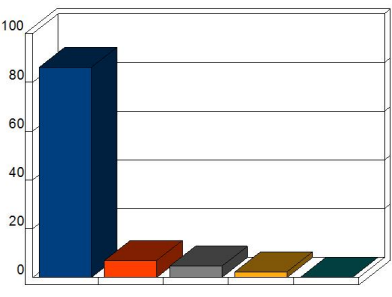
40. During my clinical I had sufficient opportunities (quality and quantity) to meet course objectives.

Mean: 3.55

Response	Frequency	Percent	Graph
Agree	61	69.32	
Sometimes Agree	18	20.45	
Sometimes Disagree	6	6.82	
Disagree	2	2.27	
Not Applicable	1	1.14	
<b>Total Valid</b>	88	100.00	
<b>Total</b>	88	100.00	

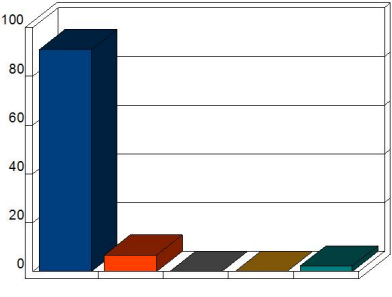
41. I had an overall positive learning experience at my clinical rotation.

Mean: 3.77

Response	Frequency	Percent	Graph
Agree	75	86.21	
Sometimes Agree	6	6.90	
Sometimes Disagree	4	4.60	
Disagree	2	2.30	
Not Applicable	0	0.00	
<b>Total Valid</b>	87	100.00	
<b>Total</b>	87	100.00	

42. My clinical instructor was on time for clinical.

Mean: 3.84

Response	Frequency	Percent	Graph
Agree	81	91.01	
Sometimes Agree	6	6.74	
Sometimes Disagree	0	0.00	
Disagree	0	0.00	
Not Applicable	2	2.25	
<b>Total Valid</b>	89	100.00	
<b>Total</b>	89	100.00	

43. My clinical instructor encouraged me to make clinical judgments.

Mean: 3.82

Response	Frequency	Percent	Graph
Agree	79	88.76	
Sometimes Agree	8	8.99	
Sometimes Disagree	0	0.00	
Disagree	0	0.00	
Not Applicable	2	2.25	
<b>Total Valid</b>	89	100.00	
<b>Total</b>	89	100.00	

44. My clinical instructor promoted an environment in which I felt respected.

Mean: 3.63

Response	Frequency	Percent	Graph
Agree	75	84.27	
Sometimes Agree	5	5.62	
Sometimes Disagree	1	1.12	
Disagree	6	6.74	
Not Applicable	2	2.25	
<b>Total Valid</b>	89	100.00	
<b>Total</b>	89	100.00	

45. My clinical instructor demonstrated evidence of current nursing knowledge.

Mean: 3.74

Response	Frequency	Percent	Graph
Agree	77	86.52	
Sometimes Agree	6	6.74	
Sometimes Disagree	3	3.37	
Disagree	1	1.12	
Not Applicable	2	2.25	
<b>Total Valid</b>	89	100.00	
<b>Total</b>	89	100.00	



46. My clinical instructor demonstrated evidence of competency in nursing skills.

Mean: 3.76

Response	Frequency	Percent	Graph
Agree	79	88.76	
Sometimes Agree	4	4.49	
Sometimes Disagree	3	3.37	
Disagree	1	1.12	
Not Applicable	2	2.25	
<b>Total Valid</b>	89	100.00	
<b>Total</b>	89	100.00	

47. My clinical instructor was available for the supervision of invasive skills.

Mean: 3.84

Response	Frequency	Percent	Graph
Agree	81	91.01	
Sometimes Agree	6	6.74	
Sometimes Disagree	0	0.00	
Disagree	0	0.00	
Not Applicable	2	2.25	
<b>Total Valid</b>	89	100.00	
<b>Total</b>	89	100.00	

48. My clinical instructor provided me with constructive feedback on my progress in clinical.

Mean: 3.74

Response	Frequency	Percent	Graph
Agree	77	86.52	
Sometimes Agree	6	6.74	
Sometimes Disagree	3	3.37	
Disagree	1	1.12	
Not Applicable	2	2.25	
<b>Total Valid</b>	89	100.00	
<b>Total</b>	89	100.00	

49. My clinical instructor facilitated post-conference to enhance meeting of clinical objectives.

Mean: 3.80

Response	Frequency	Percent	Graph
Agree	81	91.01	
Sometimes Agree	3	3.37	
Sometimes Disagree	2	2.25	
Disagree	1	1.12	
Not Applicable	2	2.25	
<b>Total Valid</b>	89	100.00	
<b>Total</b>	89	100.00	

50. My clinical instructor acted as a positive role model regarding patient safety, client advocacy, caring, cultural sensitivity, and collaboration.

Mean: 3.68

Response	Frequency	Percent	Graph
Agree	74	84.09	
Sometimes Agree	6	6.82	
Sometimes Disagree	4	4.55	
Disagree	2	2.27	
Not Applicable	2	2.27	
<b>Total Valid</b>	88	100.00	
<b>Total</b>	88	100.00	