

Trinity Valley Community College

ADN Level III

Fall 2017

1. The concept objectives were clearly stated, measurable, and attainable.

Response	Frequency	Percent	Mean: 3.59
Agree	32	69.57	<div><div></div></div>
Sometimes	10	21.74	<div><div></div></div>
Agree			
Sometimes	3	6.52	<div><div></div></div>
Disagree			
Disagree	1	2.17	<div><div></div></div>
Not Applicable	0	0.00	<div><div></div></div>

2. The tests covered the concept objectives.

Response	Frequency	Percent	Mean: 3.33
Agree	25	54.35	<div><div></div></div>
Sometimes	16	34.78	<div><div></div></div>
Agree			
Sometimes	1	2.17	<div><div></div></div>
Disagree			
Disagree	3	6.52	<div><div></div></div>
Not Applicable	1	2.17	<div><div></div></div>

3. The classroom instructors presented current information about their concepts and key exemplars.

Response	Frequency	Percent	Mean: 3.37
Agree	25	54.35	<div><div></div></div>
Sometimes	16	34.78	<div><div></div></div>
Agree			
Sometimes	2	4.35	<div><div></div></div>
Disagree			
Disagree	3	6.52	<div><div></div></div>
Not Applicable	0	0.00	<div><div></div></div>

4. The classroom instructors were organized in their presentations.

Response	Frequency	Percent	Mean: 3.11
Agree	20	43.48	<div><div></div></div>
Sometimes	15	32.61	<div><div></div></div>
Agree			
Sometimes	7	15.22	<div><div></div></div>
Disagree			
Disagree	4	8.70	<div><div></div></div>
Not Applicable	0	0.00	<div><div></div></div>

5. The instructors covered the concepts in depth in voice over PowerPoint or class presentations.

Response	Frequency	Percent	Mean: 3.02
Agree	19	41.30	<div><div></div></div>
Sometimes	14	30.43	<div><div></div></div>
Agree			
Sometimes	9	19.57	<div><div></div></div>
Disagree			
Disagree	3	6.52	<div><div></div></div>
Not Applicable	1	2.17	<div><div></div></div>

6. The classroom instructors asked questions during class which stimulated discussion and critical thinking.

Response	Frequency	Percent	Mean: 3.27
Agree	22	50.00	<div><div></div></div>
Sometimes	15	34.09	<div><div></div></div>
Agree			
Sometimes	4	9.09	<div><div></div></div>
Disagree			
Disagree	3	6.82	<div><div></div></div>
Not Applicable	0	0.00	<div><div></div></div>

7. The classroom instructors answered my questions satisfactorily.

Response	Frequency	Percent	Mean: 3.15
Agree	26	56.52	<div><div></div></div>
Sometimes	10	21.74	<div><div></div></div>
Agree			
Sometimes	5	10.87	<div><div></div></div>
Disagree			
Disagree	1	2.17	<div><div></div></div>
Not Applicable	4	8.70	<div><div></div></div>

8. The classroom instructors used a variety of interactive activities to help students gain a deeper understanding of the concepts and exemplars.

Response	Frequency	Percent	Mean: 3.24
Agree	20	43.48	<div><div></div></div>
Sometimes	19	41.30	<div><div></div></div>
Agree			
Sometimes	5	10.87	<div><div></div></div>
Disagree			
Disagree	2	4.35	<div><div></div></div>
Not Applicable	0	0.00	<div><div></div></div>

9. I felt engaged during the classroom presentations and activities.

Response	Frequency	Percent	Mean: 3.15
Agree	17	36.96	<div><div></div></div>
Sometimes Agree	21	45.65	<div><div></div></div>
Sometimes Disagree	6	13.04	<div><div></div></div>
Disagree	2	4.35	<div><div></div></div>
Not Applicable	0	0.00	<div><div></div></div>

11. I was able to get help in obtaining and using library resources if I needed it.

Response	Frequency	Percent	Mean: 3.39
Agree	36	78.26	<div><div></div></div>
Sometimes Agree	4	8.70	<div><div></div></div>
Sometimes Disagree	0	0.00	<div><div></div></div>
Disagree	0	0.00	<div><div></div></div>
Not Applicable	6	13.04	<div><div></div></div>

13. Blackboard resources and activities helped me in meeting the course objectives/requirements.

Response	Frequency	Percent	Mean: 2.70
Agree	25	54.35	<div><div></div></div>
Sometimes Agree	6	13.04	<div><div></div></div>
Sometimes Disagree	3	6.52	<div><div></div></div>
Disagree	0	0.00	<div><div></div></div>
Not Applicable	12	26.09	<div><div></div></div>

15. I received an adequate orientation to Blackboard.

Response	Frequency	Percent	Mean: 2.98
Agree	31	67.39	<div><div></div></div>
Sometimes Agree	4	8.70	<div><div></div></div>
Sometimes Disagree	0	0.00	<div><div></div></div>
Disagree	1	2.17	<div><div></div></div>
Not Applicable	10	21.74	<div><div></div></div>

10. I have improved my understanding of concepts and principles related to patient care by the instructors' presentations.

Response	Frequency	Percent	Mean: 3.30
Agree	21	45.65	<div><div></div></div>
Sometimes Agree	20	43.48	<div><div></div></div>
Sometimes Disagree	3	6.52	<div><div></div></div>
Disagree	2	4.35	<div><div></div></div>
Not Applicable	0	0.00	<div><div></div></div>

12. Learning resources are current, comprehensive, use contemporary technology, accessible and available in a timely manner.

Response	Frequency	Percent	Mean: 3.54
Agree	33	71.74	<div><div></div></div>
Sometimes Agree	10	21.74	<div><div></div></div>
Sometimes Disagree	0	0.00	<div><div></div></div>
Disagree	1	2.17	<div><div></div></div>
Not Applicable	2	4.35	<div><div></div></div>

14. Support for accessing Blackboard was available if I needed it.

Response	Frequency	Percent	Mean: 2.69
Agree	26	57.78	<div><div></div></div>
Sometimes Agree	5	11.11	<div><div></div></div>
Sometimes Disagree	1	2.22	<div><div></div></div>
Disagree	0	0.00	<div><div></div></div>
Not Applicable	13	28.89	<div><div></div></div>

16. The Medical-Surgical Textbook was easy to understand and provided adequate information to meet the course objectives.

Response	Frequency	Percent	Mean: 3.67
Agree	35	76.09	<div><div></div></div>
Sometimes Agree	8	17.39	<div><div></div></div>
Sometimes Disagree	2	4.35	<div><div></div></div>
Disagree	1	2.17	<div><div></div></div>
Not Applicable	0	0.00	<div><div></div></div>

17. The Pediatric/Obstetrics Textbook was easy to understand and provided adequate information to meet the course objectives.

Response	Frequency	Percent	Mean: 3.48
Agree	32	69.57	<div><div></div></div>
Sometimes Agree	9	19.57	<div><div></div></div>
Sometimes Disagree	2	4.35	<div><div></div></div>
Disagree	1	2.17	<div><div></div></div>
Not Applicable	2	4.35	<div><div></div></div>

19. The Pharmacology Textbook was easy to understand and provided adequate information to meet the course objectives.

Response	Frequency	Percent	Mean: 3.00
Agree	22	47.83	<div><div></div></div>
Sometimes Agree	11	23.91	<div><div></div></div>
Sometimes Disagree	5	10.87	<div><div></div></div>
Disagree	7	15.22	<div><div></div></div>
Not Applicable	1	2.17	<div><div></div></div>

21. The Health Assessment Textbook was easy to understand and provided adequate information to meet the course objectives.

Response	Frequency	Percent	Mean: 3.17
Agree	30	65.22	<div><div></div></div>
Sometimes Agree	7	15.22	<div><div></div></div>
Sometimes Disagree	2	4.35	<div><div></div></div>
Disagree	1	2.17	<div><div></div></div>
Not Applicable	6	13.04	<div><div></div></div>

23. The E-books were easy to navigate and helpful to me during the semester.

Response	Frequency	Percent	Mean: 2.09
Agree	17	36.96	<div><div></div></div>
Sometimes Agree	8	17.39	<div><div></div></div>
Sometimes Disagree	2	4.35	<div><div></div></div>
Disagree	0	0.00	<div><div></div></div>
Not Applicable	19	41.30	<div><div></div></div>

18. The Psychiatric Textbook was easy to understand and provided adequate information to meet the course objectives.

Response	Frequency	Percent	Mean: 3.26
Agree	31	67.39	<div><div></div></div>
Sometimes Agree	6	13.04	<div><div></div></div>
Sometimes Disagree	3	6.52	<div><div></div></div>
Disagree	2	4.35	<div><div></div></div>
Not Applicable	4	8.70	<div><div></div></div>

20. The Fundamentals Textbook was easy to understand and provided adequate information to meet the course objectives.

Response	Frequency	Percent	Mean: 3.74
Agree	36	78.26	<div><div></div></div>
Sometimes Agree	9	19.57	<div><div></div></div>
Sometimes Disagree	0	0.00	<div><div></div></div>
Disagree	1	2.17	<div><div></div></div>
Not Applicable	0	0.00	<div><div></div></div>






22. The Trends & Issues Textbook was easy to understand and provided adequate information to meet the course objectives.

Response	Frequency	Percent	Mean: 2.48
Agree	22	47.83	<div><div></div></div>
Sometimes Agree	6	13.04	<div><div></div></div>
Sometimes Disagree	2	4.35	<div><div></div></div>
Disagree	4	8.70	<div><div></div></div>
Not Applicable	12	26.09	<div><div></div></div>






24. Nursing Concepts on-line was helpful for me this semester.

Response	Frequency	Percent	Mean: 3.11
Agree	26	57.78	<div><div></div></div>
Sometimes Agree	7	15.56	<div><div></div></div>
Sometimes Disagree	4	8.89	<div><div></div></div>
Disagree	7	15.56	<div><div></div></div>
Not Applicable	1	2.22	<div><div></div></div>






25. The Elsevier Adaptive Quizzing helped me to develop my nursing knowledge and clinical judgment.

Response	Frequency	Percent	Mean: 3.02
Agree	23	50.00	
Sometimes Agree	8	17.39	
Sometimes Disagree	8	17.39	
Disagree	7	15.22	
Not Applicable	0	0.00	






27. The Pharmacology on-line course helped me understand pharmacology.

Response	Frequency	Percent	Mean: 2.24
Agree	15	33.33	
Sometimes Agree	8	17.78	
Sometimes Disagree	4	8.89	
Disagree	9	20.00	
Not Applicable	9	20.00	

26. The SimChart Electronic Health Record (EHR) helped me to develop my documentation skills.

Response	Frequency	Percent	Mean: 2.52
Agree	15	32.61	
Sometimes Agree	11	23.91	
Sometimes Disagree	4	8.70	
Disagree	15	32.61	
Not Applicable	1	2.17	

28. The semester syllabus was easy to understand and provided adequate information to guide my progress through the semester.

Response	Frequency	Percent	Mean: 3.49
Agree	27	60.00	
Sometimes Agree	15	33.33	
Sometimes Disagree	1	2.22	
Disagree	2	4.44	
Not Applicable	0	0.00	

Trinity Valley Community College

ADN Level III

Fall 2017 Facilities

Baylor Scott & White - Sunnyvale

29. I felt welcomed at the clinical site by the nurses.

Response	Frequency	Percent	Mean: 3.31
Agree	8	61.54	<div><div></div></div>
Sometimes	2	15.38	<div><div></div></div>
Agree			
Sometimes	2	15.38	<div><div></div></div>
Disagree			
Disagree	1	7.69	<div><div></div></div>
Not Applicable	0	0.00	<div><div></div></div>

30. My primary nurses or preceptors communicated adequately with me with regards to my patients.

Response	Frequency	Percent	Mean: 3.31
Agree	6	46.15	<div><div></div></div>
Sometimes	6	46.15	<div><div></div></div>
Agree			
Sometimes	0	0.00	<div><div></div></div>
Disagree			
Disagree	1	7.69	<div><div></div></div>
Not Applicable	0	0.00	<div><div></div></div>

31. My primary nurses or preceptors demonstrated professional behaviors.

Response	Frequency	Percent	Mean: 3.54
Agree	7	53.85	<div><div></div></div>
Sometimes	6	46.15	<div><div></div></div>
Agree			
Sometimes	0	0.00	<div><div></div></div>
Disagree			
Disagree	0	0.00	<div><div></div></div>
Not Applicable	0	0.00	<div><div></div></div>

32. My primary nurses or preceptors provided safe, competent patient care.

Response	Frequency	Percent	Mean: 3.62
Agree	8	61.54	<div><div></div></div>
Sometimes	5	38.46	<div><div></div></div>
Agree			
Sometimes	0	0.00	<div><div></div></div>
Disagree			
Disagree	0	0.00	<div><div></div></div>
Not Applicable	0	0.00	<div><div></div></div>

33. My primary nurses or preceptors gave me constructive feedback regarding my performance.

Response	Frequency	Percent	Mean: 3.54
Agree	7	53.85	<div><div></div></div>
Sometimes	6	46.15	<div><div></div></div>
Agree			
Sometimes	0	0.00	<div><div></div></div>
Disagree			
Disagree	0	0.00	<div><div></div></div>
Not Applicable	0	0.00	<div><div></div></div>

34. My preceptors were available to answer questions and observe skills.

Response	Frequency	Percent	Mean: 3.46
Agree	8	61.54	<div><div></div></div>
Sometimes	4	30.77	<div><div></div></div>
Agree			
Sometimes	0	0.00	<div><div></div></div>
Disagree			
Disagree	1	7.69	<div><div></div></div>
Not Applicable	0	0.00	<div><div></div></div>

35. During my rotation, I had the opportunity to make clinical decisions for my patients.

Response	Frequency	Percent	Mean: 3.23
Agree	6	46.15	<div><div></div></div>
Sometimes	5	38.46	<div><div></div></div>
Agree			
Sometimes	1	7.69	<div><div></div></div>
Disagree			
Disagree	1	7.69	<div><div></div></div>
Not Applicable	0	0.00	<div><div></div></div>

36. During my rotation, I was able to perform a variety of skills.

Response	Frequency	Percent	Mean: 3.15
Agree	5	38.46	<div><div></div></div>
Sometimes	6	46.15	<div><div></div></div>
Agree			
Sometimes	1	7.69	<div><div></div></div>
Disagree			
Disagree	1	7.69	<div><div></div></div>
Not Applicable	0	0.00	<div><div></div></div>

37. During my rotation, I was able to implement client teaching.

Response	Frequency	Percent	Mean: 3.54
Agree	7	53.85	<div><div></div></div>
Sometimes	6	46.15	<div><div></div></div>
Agree			
Sometimes	0	0.00	<div><div></div></div>
Disagree			
Disagree	0	0.00	<div><div></div></div>
Not Applicable	0	0.00	<div><div></div></div>

39. During my rotation, I was able to document on the client's electronic health record.

Response	Frequency	Percent	Mean: 2.77
Agree	5	38.46	<div><div></div></div>
Sometimes	4	30.77	<div><div></div></div>
Agree			
Sometimes	0	0.00	<div><div></div></div>
Disagree			
Disagree	4	30.77	<div><div></div></div>
Not Applicable	0	0.00	<div><div></div></div>

41. During my clinical I had sufficient opportunities (quality and quantity) to meet course objectives.

Response	Frequency	Percent	Mean: 3.23
Agree	6	46.15	<div><div></div></div>
Sometimes	5	38.46	<div><div></div></div>
Agree			
Sometimes	1	7.69	<div><div></div></div>
Disagree			
Disagree	1	7.69	<div><div></div></div>
Not Applicable	0	0.00	<div><div></div></div>

43. I had an overall positive learning experience at my clinical rotation.

Response	Frequency	Percent	Mean: 3.31
Agree	7	53.85	<div><div></div></div>
Sometimes	4	30.77	<div><div></div></div>
Agree			
Sometimes	1	7.69	<div><div></div></div>
Disagree			
Disagree	1	7.69	<div><div></div></div>
Not Applicable	0	0.00	<div><div></div></div>

38. During my rotation, I was able to interact with other disciplines.

Response	Frequency	Percent	Mean: 3.31
Agree	7	53.85	<div><div></div></div>
Sometimes	4	30.77	<div><div></div></div>
Agree			
Sometimes	1	7.69	<div><div></div></div>
Disagree			
Disagree	1	7.69	<div><div></div></div>
Not Applicable	0	0.00	<div><div></div></div>

40. The facility provided an adequate orientation.

Response	Frequency	Percent	Mean: 3.69
Agree	10	76.92	<div><div></div></div>
Sometimes	2	15.38	<div><div></div></div>
Agree			
Sometimes	1	7.69	<div><div></div></div>
Disagree			
Disagree	0	0.00	<div><div></div></div>
Not Applicable	0	0.00	<div><div></div></div>

42. During my rotation, I was able to gain a deeper understanding of the selected concepts of the week.

Response	Frequency	Percent	Mean: 3.08
Agree	5	38.46	<div><div></div></div>
Sometimes	5	38.46	<div><div></div></div>
Agree			
Sometimes	2	15.38	<div><div></div></div>
Disagree			
Disagree	1	7.69	<div><div></div></div>
Not Applicable	0	0.00	<div><div></div></div>

Trinity Valley Community College

ADN Level III

Fall 2017 Facilities

Baylor Scott & White - White Rock Lake

29. I felt welcomed at the clinical site by the nurses.

Response	Frequency	Percent	Mean: 4.00
Agree	5	100.00	<div><div></div></div>
Sometimes	0	0.00	<div><div></div></div>
Disagree	0	0.00	<div><div></div></div>
Not Applicable	0	0.00	<div><div></div></div>

30. My primary nurses or preceptors communicated adequately with me with regards to my patients.

Response	Frequency	Percent	Mean: 3.80
Agree	4	80.00	<div><div></div></div>
Sometimes	1	20.00	<div><div></div></div>
Disagree	0	0.00	<div><div></div></div>
Not Applicable	0	0.00	<div><div></div></div>

31. My primary nurses or preceptors demonstrated professional behaviors.

Response	Frequency	Percent	Mean: 3.80
Agree	4	80.00	<div><div></div></div>
Sometimes	1	20.00	<div><div></div></div>
Disagree	0	0.00	<div><div></div></div>
Not Applicable	0	0.00	<div><div></div></div>

32. My primary nurses or preceptors provided safe, competent patient care.

Response	Frequency	Percent	Mean: 4.00
Agree	5	100.00	<div><div></div></div>
Sometimes	0	0.00	<div><div></div></div>
Disagree	0	0.00	<div><div></div></div>
Not Applicable	0	0.00	<div><div></div></div>

33. My primary nurses or preceptors gave me constructive feedback regarding my performance.

Response	Frequency	Percent	Mean: 3.60
Agree	3	60.00	<div><div></div></div>
Sometimes	2	40.00	<div><div></div></div>
Disagree	0	0.00	<div><div></div></div>
Not Applicable	0	0.00	<div><div></div></div>

34. My preceptors were available to answer questions and observe skills.

Response	Frequency	Percent	Mean: 4.00
Agree	5	100.00	<div><div></div></div>
Sometimes	0	0.00	<div><div></div></div>
Disagree	0	0.00	<div><div></div></div>
Not Applicable	0	0.00	<div><div></div></div>

35. During my rotation, I had the opportunity to make clinical decisions for my patients.

Response	Frequency	Percent	Mean: 3.00
Agree	3	60.00	<div><div></div></div>
Sometimes	0	0.00	<div><div></div></div>
Disagree	1	20.00	<div><div></div></div>
Not Applicable	0	0.00	<div><div></div></div>

36. During my rotation, I was able to perform a variety of skills.

Response	Frequency	Percent	Mean: 3.80
Agree	4	80.00	<div><div></div></div>
Sometimes	1	20.00	<div><div></div></div>
Disagree	0	0.00	<div><div></div></div>
Not Applicable	0	0.00	<div><div></div></div>

37. During my rotation, I was able to implement client teaching.

Response	Frequency	Percent	Mean: 3.40
Agree	3	60.00	<div><div></div></div>
Sometimes	1	20.00	<div><div></div></div>
Agree			
Sometimes	1	20.00	<div><div></div></div>
Disagree			
Disagree	0	0.00	<div><div></div></div>
Not Applicable	0	0.00	<div><div></div></div>

39. During my rotation, I was able to document on the client's electronic health record.

Response	Frequency	Percent	Mean: 2.80
Agree	2	40.00	<div><div></div></div>
Sometimes	1	20.00	<div><div></div></div>
Agree			
Sometimes	1	20.00	<div><div></div></div>
Disagree			
Disagree	1	20.00	<div><div></div></div>
Not Applicable	0	0.00	<div><div></div></div>

41. During my clinical I had sufficient opportunities (quality and quantity) to meet course objectives.

Response	Frequency	Percent	Mean: 3.60
Agree	3	60.00	<div><div></div></div>
Sometimes	2	40.00	<div><div></div></div>
Agree			
Sometimes	0	0.00	<div><div></div></div>
Disagree			
Disagree	0	0.00	<div><div></div></div>
Not Applicable	0	0.00	<div><div></div></div>

43. I had an overall positive learning experience at my clinical rotation.

Response	Frequency	Percent	Mean: 4.00
Agree	5	100.00	<div><div></div></div>
Sometimes	0	0.00	<div><div></div></div>
Agree			
Sometimes	0	0.00	<div><div></div></div>
Disagree			
Disagree	0	0.00	<div><div></div></div>
Not Applicable	0	0.00	<div><div></div></div>

38. During my rotation, I was able to interact with other disciplines.

Response	Frequency	Percent	Mean: 3.40
Agree	2	40.00	<div><div></div></div>
Sometimes	3	60.00	<div><div></div></div>
Agree			
Sometimes	0	0.00	<div><div></div></div>
Disagree			
Disagree	0	0.00	<div><div></div></div>
Not Applicable	0	0.00	<div><div></div></div>

40. The facility provided an adequate orientation.

Response	Frequency	Percent	Mean: 3.40
Agree	4	80.00	<div><div></div></div>
Sometimes	0	0.00	<div><div></div></div>
Agree			
Sometimes	0	0.00	<div><div></div></div>
Disagree			
Disagree	1	20.00	<div><div></div></div>
Not Applicable	0	0.00	<div><div></div></div>

42. During my rotation, I was able to gain a deeper understanding of the selected concepts of the week.

Response	Frequency	Percent	Mean: 3.80
Agree	4	80.00	<div><div></div></div>
Sometimes	1	20.00	<div><div></div></div>
Agree			
Sometimes	0	0.00	<div><div></div></div>
Disagree			
Disagree	0	0.00	<div><div></div></div>
Not Applicable	0	0.00	<div><div></div></div>

Trinity Valley Community College

ADN Level III

Fall 2017 Facilities

Baylor White & Scott - Lake Pointe

29. I felt welcomed at the clinical site by the nurses.

Response	Frequency	Percent	Mean: 3.45
Agree	6	54.55	<div><div></div></div>
Sometimes	4	36.36	<div><div></div></div>
Agree			
Sometimes	1	9.09	<div><div></div></div>
Disagree			
Disagree	0	0.00	<div><div></div></div>
Not Applicable	0	0.00	<div><div></div></div>

30. My primary nurses or preceptors communicated adequately with me with regards to my patients.

Response	Frequency	Percent	Mean: 3.91
Agree	10	90.91	<div><div></div></div>
Sometimes	1	9.09	<div><div></div></div>
Agree			
Sometimes	0	0.00	<div><div></div></div>
Disagree			
Disagree	0	0.00	<div><div></div></div>
Not Applicable	0	0.00	<div><div></div></div>

31. My primary nurses or preceptors demonstrated professional behaviors.

Response	Frequency	Percent	Mean: 3.82
Agree	9	81.82	<div><div></div></div>
Sometimes	2	18.18	<div><div></div></div>
Agree			
Sometimes	0	0.00	<div><div></div></div>
Disagree			
Disagree	0	0.00	<div><div></div></div>
Not Applicable	0	0.00	<div><div></div></div>

32. My primary nurses or preceptors provided safe, competent patient care.

Response	Frequency	Percent	Mean: 3.82
Agree	9	81.82	<div><div></div></div>
Sometimes	2	18.18	<div><div></div></div>
Agree			
Sometimes	0	0.00	<div><div></div></div>
Disagree			
Disagree	0	0.00	<div><div></div></div>
Not Applicable	0	0.00	<div><div></div></div>

33. My primary nurses or preceptors gave me constructive feedback regarding my performance.

Response	Frequency	Percent	Mean: 3.64
Agree	9	81.82	<div><div></div></div>
Sometimes	1	9.09	<div><div></div></div>
Agree			
Sometimes	0	0.00	<div><div></div></div>
Disagree			
Disagree	1	9.09	<div><div></div></div>
Not Applicable	0	0.00	<div><div></div></div>

34. My preceptors were available to answer questions and observe skills.

Response	Frequency	Percent	Mean: 3.90
Agree	9	90.00	<div><div></div></div>
Sometimes	1	10.00	<div><div></div></div>
Agree			
Sometimes	0	0.00	<div><div></div></div>
Disagree			
Disagree	0	0.00	<div><div></div></div>
Not Applicable	0	0.00	<div><div></div></div>

35. During my rotation, I had the opportunity to make clinical decisions for my patients.

Response	Frequency	Percent	Mean: 3.73
Agree	9	81.82	<div><div></div></div>
Sometimes	1	9.09	<div><div></div></div>
Agree			
Sometimes	1	9.09	<div><div></div></div>
Disagree			
Disagree	0	0.00	<div><div></div></div>
Not Applicable	0	0.00	<div><div></div></div>

36. During my rotation, I was able to perform a variety of skills.

Response	Frequency	Percent	Mean: 3.55
Agree	8	72.73	<div><div></div></div>
Sometimes	2	18.18	<div><div></div></div>
Agree			
Sometimes	0	0.00	<div><div></div></div>
Disagree			
Disagree	1	9.09	<div><div></div></div>
Not Applicable	0	0.00	<div><div></div></div>

37. During my rotation, I was able to implement client teaching.

Response	Frequency	Percent	Mean: 3.73
Agree	9	81.82	<div><div></div></div>
Sometimes	1	9.09	<div><div></div></div>
Agree			
Sometimes	1	9.09	<div><div></div></div>
Disagree			
Disagree	0	0.00	<div><div></div></div>
Not Applicable	0	0.00	<div><div></div></div>

39. During my rotation, I was able to document on the client's electronic health record.

Response	Frequency	Percent	Mean: 3.64
Agree	8	72.73	<div><div></div></div>
Sometimes	2	18.18	<div><div></div></div>
Agree			
Sometimes	1	9.09	<div><div></div></div>
Disagree			
Disagree	0	0.00	<div><div></div></div>
Not Applicable	0	0.00	<div><div></div></div>

41. During my clinical I had sufficient opportunities (quality and quantity) to meet course objectives.

Response	Frequency	Percent	Mean: 3.73
Agree	9	81.82	<div><div></div></div>
Sometimes	1	9.09	<div><div></div></div>
Agree			
Sometimes	1	9.09	<div><div></div></div>
Disagree			
Disagree	0	0.00	<div><div></div></div>
Not Applicable	0	0.00	<div><div></div></div>

43. I had an overall positive learning experience at my clinical rotation.

Response	Frequency	Percent	Mean: 3.73
Agree	8	72.73	<div><div></div></div>
Sometimes	3	27.27	<div><div></div></div>
Agree			
Sometimes	0	0.00	<div><div></div></div>
Disagree			
Disagree	0	0.00	<div><div></div></div>
Not Applicable	0	0.00	<div><div></div></div>

38. During my rotation, I was able to interact with other disciplines.

Response	Frequency	Percent	Mean: 3.64
Agree	9	81.82	<div><div></div></div>
Sometimes	1	9.09	<div><div></div></div>
Agree			
Sometimes	0	0.00	<div><div></div></div>
Disagree			
Disagree	1	9.09	<div><div></div></div>
Not Applicable	0	0.00	<div><div></div></div>

40. The facility provided an adequate orientation.

Response	Frequency	Percent	Mean: 3.82
Agree	9	81.82	<div><div></div></div>
Sometimes	2	18.18	<div><div></div></div>
Agree			
Sometimes	0	0.00	<div><div></div></div>
Disagree			
Disagree	0	0.00	<div><div></div></div>
Not Applicable	0	0.00	<div><div></div></div>

42. During my rotation, I was able to gain a deeper understanding of the selected concepts of the week.

Response	Frequency	Percent	Mean: 3.55
Agree	7	63.64	<div><div></div></div>
Sometimes	3	27.27	<div><div></div></div>
Agree			
Sometimes	1	9.09	<div><div></div></div>
Disagree			
Disagree	0	0.00	<div><div></div></div>
Not Applicable	0	0.00	<div><div></div></div>

Trinity Valley Community College

ADN Level III

Fall 2017 Facilities

East Texas Medical Center Athens

29. I felt welcomed at the clinical site by the nurses.

Response	Frequency	Percent	Mean: 3.14
Agree	4	57.14	<div><div></div></div>
Sometimes	1	14.29	<div><div></div></div>
Agree			
Sometimes	1	14.29	<div><div></div></div>
Disagree			
Disagree	1	14.29	<div><div></div></div>
Not Applicable	0	0.00	<div><div></div></div>

30. My primary nurses or preceptors communicated adequately with me with regards to my patients.

Response	Frequency	Percent	Mean: 3.57
Agree	5	71.43	<div><div></div></div>
Sometimes	1	14.29	<div><div></div></div>
Agree			
Sometimes	1	14.29	<div><div></div></div>
Disagree			
Disagree	0	0.00	<div><div></div></div>
Not Applicable	0	0.00	<div><div></div></div>

31. My primary nurses or preceptors demonstrated professional behaviors.

Response	Frequency	Percent	Mean: 3.71
Agree	5	71.43	<div><div></div></div>
Sometimes	2	28.57	<div><div></div></div>
Agree			
Sometimes	0	0.00	<div><div></div></div>
Disagree			
Disagree	0	0.00	<div><div></div></div>
Not Applicable	0	0.00	<div><div></div></div>

32. My primary nurses or preceptors provided safe, competent patient care.

Response	Frequency	Percent	Mean: 3.71
Agree	5	71.43	<div><div></div></div>
Sometimes	2	28.57	<div><div></div></div>
Agree			
Sometimes	0	0.00	<div><div></div></div>
Disagree			
Disagree	0	0.00	<div><div></div></div>
Not Applicable	0	0.00	<div><div></div></div>

33. My primary nurses or preceptors gave me constructive feedback regarding my performance.

Response	Frequency	Percent	Mean: 3.43
Agree	5	71.43	<div><div></div></div>
Sometimes	0	0.00	<div><div></div></div>
Agree			
Sometimes	2	28.57	<div><div></div></div>
Disagree			
Disagree	0	0.00	<div><div></div></div>
Not Applicable	0	0.00	<div><div></div></div>

34. My preceptors were available to answer questions and observe skills.

Response	Frequency	Percent	Mean: 3.71
Agree	5	71.43	<div><div></div></div>
Sometimes	2	28.57	<div><div></div></div>
Agree			
Sometimes	0	0.00	<div><div></div></div>
Disagree			
Disagree	0	0.00	<div><div></div></div>
Not Applicable	0	0.00	<div><div></div></div>

35. During my rotation, I had the opportunity to make clinical decisions for my patients.

Response	Frequency	Percent	Mean: 4.00
Agree	6	100.00	<div><div></div></div>
Sometimes	0	0.00	<div><div></div></div>
Agree			
Sometimes	0	0.00	<div><div></div></div>
Disagree			
Disagree	0	0.00	<div><div></div></div>
Not Applicable	0	0.00	<div><div></div></div>

36. During my rotation, I was able to perform a variety of skills.

Response	Frequency	Percent	Mean: 4.00
Agree	7	100.00	<div><div></div></div>
Sometimes	0	0.00	<div><div></div></div>
Agree			
Sometimes	0	0.00	<div><div></div></div>
Disagree			
Disagree	0	0.00	<div><div></div></div>
Not Applicable	0	0.00	<div><div></div></div>

37. During my rotation, I was able to implement client teaching.

Response	Frequency	Percent	Mean: 4.00
Agree	7	100.00	<div><div></div></div>
Sometimes	0	0.00	<div><div></div></div>
Agree			
Sometimes	0	0.00	<div><div></div></div>
Disagree			
Disagree	0	0.00	<div><div></div></div>
Not Applicable	0	0.00	<div><div></div></div>

39. During my rotation, I was able to document on the client's electronic health record.

Response	Frequency	Percent	Mean: 3.86
Agree	6	85.71	<div><div></div></div>
Sometimes	1	14.29	<div><div></div></div>
Agree			
Sometimes	0	0.00	<div><div></div></div>
Disagree			
Disagree	0	0.00	<div><div></div></div>
Not Applicable	0	0.00	<div><div></div></div>

41. During my clinical I had sufficient opportunities (quality and quantity) to meet course objectives.

Response	Frequency	Percent	Mean: 4.00
Agree	7	100.00	<div><div></div></div>
Sometimes	0	0.00	<div><div></div></div>
Agree			
Sometimes	0	0.00	<div><div></div></div>
Disagree			
Disagree	0	0.00	<div><div></div></div>
Not Applicable	0	0.00	<div><div></div></div>

43. I had an overall positive learning experience at my clinical rotation.

Response	Frequency	Percent	Mean: 3.86
Agree	6	85.71	<div><div></div></div>
Sometimes	1	14.29	<div><div></div></div>
Agree			
Sometimes	0	0.00	<div><div></div></div>
Disagree			
Disagree	0	0.00	<div><div></div></div>
Not Applicable	0	0.00	<div><div></div></div>

38. During my rotation, I was able to interact with other disciplines.

Response	Frequency	Percent	Mean: 4.00
Agree	7	100.00	<div><div></div></div>
Sometimes	0	0.00	<div><div></div></div>
Agree			
Sometimes	0	0.00	<div><div></div></div>
Disagree			
Disagree	0	0.00	<div><div></div></div>
Not Applicable	0	0.00	<div><div></div></div>

40. The facility provided an adequate orientation.

Response	Frequency	Percent	Mean: 3.71
Agree	6	85.71	<div><div></div></div>
Sometimes	0	0.00	<div><div></div></div>
Agree			
Sometimes	1	14.29	<div><div></div></div>
Disagree			
Disagree	0	0.00	<div><div></div></div>
Not Applicable	0	0.00	<div><div></div></div>

42. During my rotation, I was able to gain a deeper understanding of the selected concepts of the week.

Response	Frequency	Percent	Mean: 4.00
Agree	7	100.00	<div><div></div></div>
Sometimes	0	0.00	<div><div></div></div>
Agree			
Sometimes	0	0.00	<div><div></div></div>
Disagree			
Disagree	0	0.00	<div><div></div></div>
Not Applicable	0	0.00	<div><div></div></div>

Trinity Valley Community College

ADN Level III

Fall 2017 Facilities

Hunt Regional Healthcare - Greenville

29. I felt welcomed at the clinical site by the nurses.

Response	Frequency	Percent	Mean: 3.70
Agree	8	80.00	<div><div></div></div>
Sometimes	1	10.00	<div><div></div></div>
Agree			
Sometimes	1	10.00	<div><div></div></div>
Disagree			
Disagree	0	0.00	<div><div></div></div>
Not Applicable	0	0.00	<div><div></div></div>

30. My primary nurses or preceptors communicated adequately with me with regards to my patients.

Response	Frequency	Percent	Mean: 3.90
Agree	9	90.00	<div><div></div></div>
Sometimes	1	10.00	<div><div></div></div>
Agree			
Sometimes	0	0.00	<div><div></div></div>
Disagree			
Disagree	0	0.00	<div><div></div></div>
Not Applicable	0	0.00	<div><div></div></div>

31. My primary nurses or preceptors demonstrated professional behaviors.

Response	Frequency	Percent	Mean: 3.90
Agree	9	90.00	<div><div></div></div>
Sometimes	1	10.00	<div><div></div></div>
Agree			
Sometimes	0	0.00	<div><div></div></div>
Disagree			
Disagree	0	0.00	<div><div></div></div>
Not Applicable	0	0.00	<div><div></div></div>

32. My primary nurses or preceptors provided safe, competent patient care.

Response	Frequency	Percent	Mean: 3.90
Agree	9	90.00	<div><div></div></div>
Sometimes	1	10.00	<div><div></div></div>
Agree			
Sometimes	0	0.00	<div><div></div></div>
Disagree			
Disagree	0	0.00	<div><div></div></div>
Not Applicable	0	0.00	<div><div></div></div>

33. My primary nurses or preceptors gave me constructive feedback regarding my performance.

Response	Frequency	Percent	Mean: 3.90
Agree	9	90.00	<div><div></div></div>
Sometimes	1	10.00	<div><div></div></div>
Agree			
Sometimes	0	0.00	<div><div></div></div>
Disagree			
Disagree	0	0.00	<div><div></div></div>
Not Applicable	0	0.00	<div><div></div></div>

34. My preceptors were available to answer questions and observe skills.

Response	Frequency	Percent	Mean: 4.00
Agree	10	100.00	<div><div></div></div>
Sometimes	0	0.00	<div><div></div></div>
Agree			
Sometimes	0	0.00	<div><div></div></div>
Disagree			
Disagree	0	0.00	<div><div></div></div>
Not Applicable	0	0.00	<div><div></div></div>

35. During my rotation, I had the opportunity to make clinical decisions for my patients.

Response	Frequency	Percent	Mean: 4.00
Agree	10	100.00	<div><div></div></div>
Sometimes	0	0.00	<div><div></div></div>
Agree			
Sometimes	0	0.00	<div><div></div></div>
Disagree			
Disagree	0	0.00	<div><div></div></div>
Not Applicable	0	0.00	<div><div></div></div>

36. During my rotation, I was able to perform a variety of skills.

Response	Frequency	Percent	Mean: 3.90
Agree	9	90.00	<div><div></div></div>
Sometimes	1	10.00	<div><div></div></div>
Agree			
Sometimes	0	0.00	<div><div></div></div>
Disagree			
Disagree	0	0.00	<div><div></div></div>
Not Applicable	0	0.00	<div><div></div></div>

37. During my rotation, I was able to implement client teaching.

Response	Frequency	Percent	Mean: 4.00
Agree	10	100.00	<div><div></div></div>
Sometimes	0	0.00	<div><div></div></div>
Disagree	0	0.00	<div><div></div></div>
Not Applicable	0	0.00	<div><div></div></div>

39. During my rotation, I was able to document on the client's electronic health record.

Response	Frequency	Percent	Mean: 3.90
Agree	9	90.00	<div><div></div></div>
Sometimes	1	10.00	<div><div></div></div>
Disagree	0	0.00	<div><div></div></div>
Not Applicable	0	0.00	<div><div></div></div>

41. During my clinical I had sufficient opportunities (quality and quantity) to meet course objectives.

Response	Frequency	Percent	Mean: 4.00
Agree	10	100.00	<div><div></div></div>
Sometimes	0	0.00	<div><div></div></div>
Disagree	0	0.00	<div><div></div></div>
Not Applicable	0	0.00	<div><div></div></div>

43. I had an overall positive learning experience at my clinical rotation.

Response	Frequency	Percent	Mean: 4.00
Agree	10	100.00	<div><div></div></div>
Sometimes	0	0.00	<div><div></div></div>
Disagree	0	0.00	<div><div></div></div>
Not Applicable	0	0.00	<div><div></div></div>

38. During my rotation, I was able to interact with other disciplines.

Response	Frequency	Percent	Mean: 4.00
Agree	10	100.00	<div><div></div></div>
Sometimes	0	0.00	<div><div></div></div>
Disagree	0	0.00	<div><div></div></div>
Not Applicable	0	0.00	<div><div></div></div>

40. The facility provided an adequate orientation.

Response	Frequency	Percent	Mean: 3.80
Agree	8	80.00	<div><div></div></div>
Sometimes	2	20.00	<div><div></div></div>
Disagree	0	0.00	<div><div></div></div>
Not Applicable	0	0.00	<div><div></div></div>

42. During my rotation, I was able to gain a deeper understanding of the selected concepts of the week.

Response	Frequency	Percent	Mean: 3.90
Agree	9	90.00	<div><div></div></div>
Sometimes	1	10.00	<div><div></div></div>
Disagree	0	0.00	<div><div></div></div>
Not Applicable	0	0.00	<div><div></div></div>

Trinity Valley Community College

ADN Level III

Fall 2017 Instructors

Bob Lumpkins

44. My clinical instructor was on time for clinical.

Response	Frequency	Percent	Mean: 4.00
Agree	2	100.00	
Sometimes	0	0.00	
Agree			
Sometimes	0	0.00	
Disagree			
Disagree	0	0.00	
Not Applicable	0	0.00	

45. My clinical instructor encouraged me to make clinical judgments.

Response	Frequency	Percent	Mean: 4.00
Agree	2	100.00	
Sometimes	0	0.00	
Agree			
Sometimes	0	0.00	
Disagree			
Disagree	0	0.00	
Not Applicable	0	0.00	

46. My clinical instructor promoted an environment in which I felt respected.

Response	Frequency	Percent	Mean: 4.00
Agree	2	100.00	
Sometimes	0	0.00	
Agree			
Sometimes	0	0.00	
Disagree			
Disagree	0	0.00	
Not Applicable	0	0.00	

47. My clinical instructor demonstrated evidence of current nursing knowledge.

Response	Frequency	Percent	Mean: 4.00
Agree	2	100.00	
Sometimes	0	0.00	
Agree			
Sometimes	0	0.00	
Disagree			
Disagree	0	0.00	
Not Applicable	0	0.00	

48. My clinical instructor demonstrated evidence of competency in nursing skills.

Response	Frequency	Percent	Mean: 4.00
Agree	2	100.00	
Sometimes	0	0.00	
Agree			
Sometimes	0	0.00	
Disagree			
Disagree	0	0.00	
Not Applicable	0	0.00	

49. My clinical instructor was available for the supervision of invasive skills.

Response	Frequency	Percent	Mean: 4.00
Agree	2	100.00	
Sometimes	0	0.00	
Agree			
Sometimes	0	0.00	
Disagree			
Disagree	0	0.00	
Not Applicable	0	0.00	

50. My clinical instructor provided me with constructive feedback on my progress in clinical.

Response	Frequency	Percent	Mean: 4.00
Agree	2	100.00	
Sometimes	0	0.00	
Agree			
Sometimes	0	0.00	
Disagree			
Disagree	0	0.00	
Not Applicable	0	0.00	

51. My clinical instructor facilitated post-conference to enhance meeting of clinical objectives.

Response	Frequency	Percent	Mean: 4.00
Agree	2	100.00	
Sometimes	0	0.00	
Agree			
Sometimes	0	0.00	
Disagree			
Disagree	0	0.00	
Not Applicable	0	0.00	

52. My clinical instructor facilitated post-conference so that my understanding of concepts was enhanced.

Response	Frequency	Percent	Mean: 4.00
Agree	2	100.00	
Sometimes	0	0.00	
Agree			
Sometimes	0	0.00	
Disagree			
Disagree	0	0.00	
Not Applicable	0	0.00	

53. My clinical instructor acted as a positive role model regarding patient safety, client advocacy, caring, cultural sensitivity, and collaboration.

Response	Frequency	Percent	Mean: 4.00
Agree	2	100.00	
Sometimes	0	0.00	
Agree			
Sometimes	0	0.00	
Disagree			
Disagree	0	0.00	
Not Applicable	0	0.00	

Trinity Valley Community College

ADN Level III

Fall 2017 Instructors

Christi Doherty

44. My clinical instructor was on time for clinical.

Response	Frequency	Percent	Mean: 4.00
Agree	4	100.00	
Sometimes	0	0.00	
Agree			
Sometimes	0	0.00	
Disagree			
Disagree	0	0.00	
Not Applicable	0	0.00	

45. My clinical instructor encouraged me to make clinical judgments.

Response	Frequency	Percent	Mean: 4.00
Agree	4	100.00	
Sometimes	0	0.00	
Agree			
Sometimes	0	0.00	
Disagree			
Disagree	0	0.00	
Not Applicable	0	0.00	

46. My clinical instructor promoted an environment in which I felt respected.

Response	Frequency	Percent	Mean: 4.00
Agree	4	100.00	
Sometimes	0	0.00	
Agree			
Sometimes	0	0.00	
Disagree			
Disagree	0	0.00	
Not Applicable	0	0.00	

47. My clinical instructor demonstrated evidence of current nursing knowledge.

Response	Frequency	Percent	Mean: 4.00
Agree	4	100.00	
Sometimes	0	0.00	
Agree			
Sometimes	0	0.00	
Disagree			
Disagree	0	0.00	
Not Applicable	0	0.00	

48. My clinical instructor demonstrated evidence of competency in nursing skills.

Response	Frequency	Percent	Mean: 4.00
Agree	4	100.00	
Sometimes	0	0.00	
Agree			
Sometimes	0	0.00	
Disagree			
Disagree	0	0.00	
Not Applicable	0	0.00	

49. My clinical instructor was available for the supervision of invasive skills.

Response	Frequency	Percent	Mean: 4.00
Agree	4	100.00	
Sometimes	0	0.00	
Agree			
Sometimes	0	0.00	
Disagree			
Disagree	0	0.00	
Not Applicable	0	0.00	

50. My clinical instructor provided me with constructive feedback on my progress in clinical.

Response	Frequency	Percent	Mean: 4.00
Agree	4	100.00	
Sometimes	0	0.00	
Agree			
Sometimes	0	0.00	
Disagree			
Disagree	0	0.00	
Not Applicable	0	0.00	

51. My clinical instructor facilitated post-conference to enhance meeting of clinical objectives.

Response	Frequency	Percent	Mean: 4.00
Agree	4	100.00	
Sometimes	0	0.00	
Agree			
Sometimes	0	0.00	
Disagree			
Disagree	0	0.00	
Not Applicable	0	0.00	

52. My clinical instructor facilitated post-conference so that my understanding of concepts was enhanced.

Response	Frequency	Percent	Mean: 4.00
Agree	4	100.00	
Sometimes	0	0.00	
Agree			
Sometimes	0	0.00	
Disagree			
Disagree	0	0.00	
Not Applicable	0	0.00	

53. My clinical instructor acted as a positive role model regarding patient safety, client advocacy, caring, cultural sensitivity, and collaboration.

Response	Frequency	Percent	Mean: 4.00
Agree	4	100.00	
Sometimes	0	0.00	
Agree			
Sometimes	0	0.00	
Disagree			
Disagree	0	0.00	
Not Applicable	0	0.00	

Trinity Valley Community College

ADN Level III

Fall 2017 Instructors

Gail Ellis

44. My clinical instructor was on time for clinical.

Response	Frequency	Percent	Mean: 4.00
Agree	5	100.00	
Sometimes	0	0.00	
Agree			
Sometimes	0	0.00	
Disagree			
Disagree	0	0.00	
Not Applicable	0	0.00	

45. My clinical instructor encouraged me to make clinical judgments.

Response	Frequency	Percent	Mean: 4.00
Agree	5	100.00	
Sometimes	0	0.00	
Agree			
Sometimes	0	0.00	
Disagree			
Disagree	0	0.00	
Not Applicable	0	0.00	

46. My clinical instructor promoted an environment in which I felt respected.

Response	Frequency	Percent	Mean: 4.00
Agree	5	100.00	
Sometimes	0	0.00	
Agree			
Sometimes	0	0.00	
Disagree			
Disagree	0	0.00	
Not Applicable	0	0.00	

47. My clinical instructor demonstrated evidence of current nursing knowledge.

Response	Frequency	Percent	Mean: 4.00
Agree	5	100.00	
Sometimes	0	0.00	
Agree			
Sometimes	0	0.00	
Disagree			
Disagree	0	0.00	
Not Applicable	0	0.00	

48. My clinical instructor demonstrated evidence of competency in nursing skills.

Response	Frequency	Percent	Mean: 4.00
Agree	5	100.00	
Sometimes	0	0.00	
Agree			
Sometimes	0	0.00	
Disagree			
Disagree	0	0.00	
Not Applicable	0	0.00	

49. My clinical instructor was available for the supervision of invasive skills.

Response	Frequency	Percent	Mean: 4.00
Agree	5	100.00	
Sometimes	0	0.00	
Agree			
Sometimes	0	0.00	
Disagree			
Disagree	0	0.00	
Not Applicable	0	0.00	

50. My clinical instructor provided me with constructive feedback on my progress in clinical.

Response	Frequency	Percent	Mean: 4.00
Agree	5	100.00	
Sometimes	0	0.00	
Agree			
Sometimes	0	0.00	
Disagree			
Disagree	0	0.00	
Not Applicable	0	0.00	

51. My clinical instructor facilitated post-conference to enhance meeting of clinical objectives.

Response	Frequency	Percent	Mean: 4.00
Agree	5	100.00	
Sometimes	0	0.00	
Agree			
Sometimes	0	0.00	
Disagree			
Disagree	0	0.00	
Not Applicable	0	0.00	

52. My clinical instructor facilitated post-conference so that my understanding of concepts was enhanced.

Response	Frequency	Percent	Mean: 4.00
Agree	5	100.00	
Sometimes	0	0.00	
Agree			
Sometimes	0	0.00	
Disagree			
Disagree	0	0.00	
Not Applicable	0	0.00	

53. My clinical instructor acted as a positive role model regarding patient safety, client advocacy, caring, cultural sensitivity, and collaboration.

Response	Frequency	Percent	Mean: 4.00
Agree	5	100.00	
Sometimes	0	0.00	
Agree			
Sometimes	0	0.00	
Disagree			
Disagree	0	0.00	
Not Applicable	0	0.00	

Trinity Valley Community College

ADN Level III

Fall 2017 Instructors

Jody Johnson

44. My clinical instructor was on time for clinical.

Response	Frequency	Percent	Mean: 4.00
Agree	5	100.00	
Sometimes	0	0.00	
Agree			
Sometimes	0	0.00	
Disagree			
Disagree	0	0.00	
Not Applicable	0	0.00	

45. My clinical instructor encouraged me to make clinical judgments.

Response	Frequency	Percent	Mean: 4.00
Agree	5	100.00	
Sometimes	0	0.00	
Agree			
Sometimes	0	0.00	
Disagree			
Disagree	0	0.00	
Not Applicable	0	0.00	

46. My clinical instructor promoted an environment in which I felt respected.

Response	Frequency	Percent	Mean: 4.00
Agree	5	100.00	
Sometimes	0	0.00	
Agree			
Sometimes	0	0.00	
Disagree			
Disagree	0	0.00	
Not Applicable	0	0.00	

47. My clinical instructor demonstrated evidence of current nursing knowledge.

Response	Frequency	Percent	Mean: 4.00
Agree	5	100.00	
Sometimes	0	0.00	
Agree			
Sometimes	0	0.00	
Disagree			
Disagree	0	0.00	
Not Applicable	0	0.00	

48. My clinical instructor demonstrated evidence of competency in nursing skills.

Response	Frequency	Percent	Mean: 4.00
Agree	5	100.00	
Sometimes	0	0.00	
Agree			
Sometimes	0	0.00	
Disagree			
Disagree	0	0.00	
Not Applicable	0	0.00	

49. My clinical instructor was available for the supervision of invasive skills.

Response	Frequency	Percent	Mean: 4.00
Agree	5	100.00	
Sometimes	0	0.00	
Agree			
Sometimes	0	0.00	
Disagree			
Disagree	0	0.00	
Not Applicable	0	0.00	

50. My clinical instructor provided me with constructive feedback on my progress in clinical.

Response	Frequency	Percent	Mean: 4.00
Agree	5	100.00	
Sometimes	0	0.00	
Agree			
Sometimes	0	0.00	
Disagree			
Disagree	0	0.00	
Not Applicable	0	0.00	

51. My clinical instructor facilitated post-conference to enhance meeting of clinical objectives.

Response	Frequency	Percent	Mean: 4.00
Agree	5	100.00	
Sometimes	0	0.00	
Agree			
Sometimes	0	0.00	
Disagree			
Disagree	0	0.00	
Not Applicable	0	0.00	

52. My clinical instructor facilitated post-conference so that my understanding of concepts was enhanced.

Response	Frequency	Percent	Mean: 4.00
Agree	5	100.00	
Sometimes	0	0.00	
Agree			
Sometimes	0	0.00	
Disagree			
Disagree	0	0.00	
Not Applicable	0	0.00	

53. My clinical instructor acted as a positive role model regarding patient safety, client advocacy, caring, cultural sensitivity, and collaboration.

Response	Frequency	Percent	Mean: 4.00
Agree	5	100.00	
Sometimes	0	0.00	
Agree			
Sometimes	0	0.00	
Disagree			
Disagree	0	0.00	
Not Applicable	0	0.00	

Trinity Valley Community College

ADN Level III

Fall 2017 Instructors

Larry Eustace

44. My clinical instructor was on time for clinical.

Response	Frequency	Percent	Mean: 4.00
Agree	5	100.00	<div></div>
Sometimes	0	0.00	<div></div>
Disagree	0	0.00	<div></div>
Not Applicable	0	0.00	<div></div>

45. My clinical instructor encouraged me to make clinical judgments.

Response	Frequency	Percent	Mean: 4.00
Agree	5	100.00	<div></div>
Sometimes	0	0.00	<div></div>
Disagree	0	0.00	<div></div>
Not Applicable	0	0.00	<div></div>

46. My clinical instructor promoted an environment in which I felt respected.

Response	Frequency	Percent	Mean: 4.00
Agree	5	100.00	<div></div>
Sometimes	0	0.00	<div></div>
Disagree	0	0.00	<div></div>
Not Applicable	0	0.00	<div></div>

47. My clinical instructor demonstrated evidence of current nursing knowledge.

Response	Frequency	Percent	Mean: 4.00
Agree	5	100.00	<div></div>
Sometimes	0	0.00	<div></div>
Disagree	0	0.00	<div></div>
Not Applicable	0	0.00	<div></div>

48. My clinical instructor demonstrated evidence of competency in nursing skills.

Response	Frequency	Percent	Mean: 4.00
Agree	5	100.00	<div></div>
Sometimes	0	0.00	<div></div>
Disagree	0	0.00	<div></div>
Not Applicable	0	0.00	<div></div>

49. My clinical instructor was available for the supervision of invasive skills.

Response	Frequency	Percent	Mean: 3.80
Agree	4	80.00	<div></div>
Sometimes	1	20.00	<div></div>
Disagree	0	0.00	<div></div>
Not Applicable	0	0.00	<div></div>

50. My clinical instructor provided me with constructive feedback on my progress in clinical.

Response	Frequency	Percent	Mean: 4.00
Agree	5	100.00	<div></div>
Sometimes	0	0.00	<div></div>
Disagree	0	0.00	<div></div>
Not Applicable	0	0.00	<div></div>

51. My clinical instructor facilitated post-conference to enhance meeting of clinical objectives.

Response	Frequency	Percent	Mean: 4.00
Agree	5	100.00	<div></div>
Sometimes	0	0.00	<div></div>
Disagree	0	0.00	<div></div>
Not Applicable	0	0.00	<div></div>

52. My clinical instructor facilitated post-conference so that my understanding of concepts was enhanced.

Response	Frequency	Percent	Mean: 4.00
Agree	5	100.00	
Sometimes	0	0.00	
Agree			
Sometimes	0	0.00	
Disagree			
Disagree	0	0.00	
Not Applicable	0	0.00	

53. My clinical instructor acted as a positive role model regarding patient safety, client advocacy, caring, cultural sensitivity, and collaboration.

Response	Frequency	Percent	Mean: 4.00
Agree	5	100.00	
Sometimes	0	0.00	
Agree			
Sometimes	0	0.00	
Disagree			
Disagree	0	0.00	
Not Applicable	0	0.00	

Trinity Valley Community College

ADN Level III

Fall 2017 Instructors

Lori Cook

44. My clinical instructor was on time for clinical.

Response	Frequency	Percent	Mean: 4.00
Agree	10	100.00	
Sometimes	0	0.00	
Agree			
Sometimes	0	0.00	
Disagree			
Disagree	0	0.00	
Not Applicable	0	0.00	

45. My clinical instructor encouraged me to make clinical judgments.

Response	Frequency	Percent	Mean: 4.00
Agree	10	100.00	
Sometimes	0	0.00	
Agree			
Sometimes	0	0.00	
Disagree			
Disagree	0	0.00	
Not Applicable	0	0.00	

46. My clinical instructor promoted an environment in which I felt respected.

Response	Frequency	Percent	Mean: 4.00
Agree	10	100.00	
Sometimes	0	0.00	
Agree			
Sometimes	0	0.00	
Disagree			
Disagree	0	0.00	
Not Applicable	0	0.00	

47. My clinical instructor demonstrated evidence of current nursing knowledge.

Response	Frequency	Percent	Mean: 4.00
Agree	10	100.00	
Sometimes	0	0.00	
Agree			
Sometimes	0	0.00	
Disagree			
Disagree	0	0.00	
Not Applicable	0	0.00	

48. My clinical instructor demonstrated evidence of competency in nursing skills.

Response	Frequency	Percent	Mean: 4.00
Agree	10	100.00	
Sometimes	0	0.00	
Agree			
Sometimes	0	0.00	
Disagree			
Disagree	0	0.00	
Not Applicable	0	0.00	

49. My clinical instructor was available for the supervision of invasive skills.

Response	Frequency	Percent	Mean: 4.00
Agree	10	100.00	
Sometimes	0	0.00	
Agree			
Sometimes	0	0.00	
Disagree			
Disagree	0	0.00	
Not Applicable	0	0.00	

50. My clinical instructor provided me with constructive feedback on my progress in clinical.

Response	Frequency	Percent	Mean: 4.00
Agree	10	100.00	
Sometimes	0	0.00	
Agree			
Sometimes	0	0.00	
Disagree			
Disagree	0	0.00	
Not Applicable	0	0.00	

51. My clinical instructor facilitated post-conference to enhance meeting of clinical objectives.

Response	Frequency	Percent	Mean: 4.00
Agree	10	100.00	
Sometimes	0	0.00	
Agree			
Sometimes	0	0.00	
Disagree			
Disagree	0	0.00	
Not Applicable	0	0.00	

52. My clinical instructor facilitated post-conference so that my understanding of concepts was enhanced.

Response	Frequency	Percent	Mean: 4.00
Agree	10	100.00	
Sometimes	0	0.00	
Agree			
Sometimes	0	0.00	
Disagree			
Disagree	0	0.00	
Not Applicable	0	0.00	

53. My clinical instructor acted as a positive role model regarding patient safety, client advocacy, caring, cultural sensitivity, and collaboration.

Response	Frequency	Percent	Mean: 4.00
Agree	10	100.00	
Sometimes	0	0.00	
Agree			
Sometimes	0	0.00	
Disagree			
Disagree	0	0.00	
Not Applicable	0	0.00	

Trinity Valley Community College

ADN Level III

Fall 2017 Instructors

Melodie Wong

44. My clinical instructor was on time for clinical.

Response	Frequency	Percent	Mean: 4.00
Agree	3	100.00	<div><div></div></div>
Sometimes	0	0.00	<div><div></div></div>
Disagree	0	0.00	<div><div></div></div>
Not Applicable	0	0.00	<div><div></div></div>

45. My clinical instructor encouraged me to make clinical judgments.

Response	Frequency	Percent	Mean: 4.00
Agree	3	100.00	<div><div></div></div>
Sometimes	0	0.00	<div><div></div></div>
Disagree	0	0.00	<div><div></div></div>
Not Applicable	0	0.00	<div><div></div></div>

46. My clinical instructor promoted an environment in which I felt respected.

Response	Frequency	Percent	Mean: 4.00
Agree	3	100.00	<div><div></div></div>
Sometimes	0	0.00	<div><div></div></div>
Disagree	0	0.00	<div><div></div></div>
Not Applicable	0	0.00	<div><div></div></div>

47. My clinical instructor demonstrated evidence of current nursing knowledge.

Response	Frequency	Percent	Mean: 4.00
Agree	3	100.00	<div><div></div></div>
Sometimes	0	0.00	<div><div></div></div>
Disagree	0	0.00	<div><div></div></div>
Not Applicable	0	0.00	<div><div></div></div>

48. My clinical instructor demonstrated evidence of competency in nursing skills.

Response	Frequency	Percent	Mean: 4.00
Agree	3	100.00	<div><div></div></div>
Sometimes	0	0.00	<div><div></div></div>
Disagree	0	0.00	<div><div></div></div>
Not Applicable	0	0.00	<div><div></div></div>

49. My clinical instructor was available for the supervision of invasive skills.

Response	Frequency	Percent	Mean: 3.67
Agree	2	66.67	<div><div></div></div>
Sometimes	1	33.33	<div><div></div></div>
Disagree	0	0.00	<div><div></div></div>
Not Applicable	0	0.00	<div><div></div></div>

50. My clinical instructor provided me with constructive feedback on my progress in clinical.

Response	Frequency	Percent	Mean: 4.00
Agree	3	100.00	<div><div></div></div>
Sometimes	0	0.00	<div><div></div></div>
Disagree	0	0.00	<div><div></div></div>
Not Applicable	0	0.00	<div><div></div></div>

51. My clinical instructor facilitated post-conference to enhance meeting of clinical objectives.

Response	Frequency	Percent	Mean: 3.67
Agree	2	66.67	<div><div></div></div>
Sometimes	1	33.33	<div><div></div></div>
Disagree	0	0.00	<div><div></div></div>
Not Applicable	0	0.00	<div><div></div></div>

52. My clinical instructor facilitated post-conference so that my understanding of concepts was enhanced.

Response	Frequency	Percent	Mean: 3.67
Agree	2	66.67	<div><div></div></div>
Sometimes	1	33.33	<div><div></div></div>
Agree			
Sometimes	0	0.00	<div><div></div></div>
Disagree			
Disagree	0	0.00	<div><div></div></div>
Not Applicable	0	0.00	<div><div></div></div>

53. My clinical instructor acted as a positive role model regarding patient safety, client advocacy, caring, cultural sensitivity, and collaboration.

Response	Frequency	Percent	Mean: 4.00
Agree	3	100.00	<div><div></div></div>
Sometimes	0	0.00	<div><div></div></div>
Agree			
Sometimes	0	0.00	<div><div></div></div>
Disagree			
Disagree	0	0.00	<div><div></div></div>
Not Applicable	0	0.00	<div><div></div></div>

Trinity Valley Community College

ADN Level III

Fall 2017 Instructors

Rachel Akpom

44. My clinical instructor was on time for clinical.

Response	Frequency	Percent	Mean: 2.50
Agree	0	0.00	<div><div></div></div>
Sometimes	3	50.00	<div><div></div></div>
Agree			
Sometimes	3	50.00	<div><div></div></div>
Disagree			
Disagree	0	0.00	<div><div></div></div>
Not Applicable	0	0.00	<div><div></div></div>

45. My clinical instructor encouraged me to make clinical judgments.

Response	Frequency	Percent	Mean: 2.83
Agree	1	16.67	<div><div></div></div>
Sometimes	4	66.67	<div><div></div></div>
Agree			
Sometimes	0	0.00	<div><div></div></div>
Disagree			
Disagree	1	16.67	<div><div></div></div>
Not Applicable	0	0.00	<div><div></div></div>

46. My clinical instructor promoted an environment in which I felt respected.

Response	Frequency	Percent	Mean: 2.17
Agree	1	16.67	<div><div></div></div>
Sometimes	1	16.67	<div><div></div></div>
Agree			
Sometimes	2	33.33	<div><div></div></div>
Disagree			
Disagree	2	33.33	<div><div></div></div>
Not Applicable	0	0.00	<div><div></div></div>

47. My clinical instructor demonstrated evidence of current nursing knowledge.

Response	Frequency	Percent	Mean: 3.00
Agree	3	50.00	<div><div></div></div>
Sometimes	1	16.67	<div><div></div></div>
Agree			
Sometimes	1	16.67	<div><div></div></div>
Disagree			
Disagree	1	16.67	<div><div></div></div>
Not Applicable	0	0.00	<div><div></div></div>

48. My clinical instructor demonstrated evidence of competency in nursing skills.

Response	Frequency	Percent	Mean: 2.83
Agree	1	16.67	<div><div></div></div>
Sometimes	4	66.67	<div><div></div></div>
Agree			
Sometimes	0	0.00	<div><div></div></div>
Disagree			
Disagree	1	16.67	<div><div></div></div>
Not Applicable	0	0.00	<div><div></div></div>

49. My clinical instructor was available for the supervision of invasive skills.

Response	Frequency	Percent	Mean: 2.50
Agree	0	0.00	<div><div></div></div>
Sometimes	4	66.67	<div><div></div></div>
Agree			
Sometimes	1	16.67	<div><div></div></div>
Disagree			
Disagree	1	16.67	<div><div></div></div>
Not Applicable	0	0.00	<div><div></div></div>

50. My clinical instructor provided me with constructive feedback on my progress in clinical.

Response	Frequency	Percent	Mean: 2.33
Agree	0	0.00	<div><div></div></div>
Sometimes	4	66.67	<div><div></div></div>
Agree			
Sometimes	0	0.00	<div><div></div></div>
Disagree			
Disagree	2	33.33	<div><div></div></div>
Not Applicable	0	0.00	<div><div></div></div>

51. My clinical instructor facilitated post-conference to enhance meeting of clinical objectives.

Response	Frequency	Percent	Mean: 2.67
Agree	1	16.67	<div><div></div></div>
Sometimes	3	50.00	<div><div></div></div>
Agree			
Sometimes	1	16.67	<div><div></div></div>
Disagree			
Disagree	1	16.67	<div><div></div></div>
Not Applicable	0	0.00	<div><div></div></div>

52. My clinical instructor facilitated post-conference so that my understanding of concepts was enhanced.

Response	Frequency	Percent	Mean: 2.83
Agree	2	33.33	<div><div></div></div>
Sometimes	2	33.33	<div><div></div></div>
Agree			
Sometimes	1	16.67	<div><div></div></div>
Disagree			
Disagree	1	16.67	<div><div></div></div>
Not Applicable	0	0.00	<div><div></div></div>

53. My clinical instructor acted as a positive role model regarding patient safety, client advocacy, caring, cultural sensitivity, and collaboration.

Response	Frequency	Percent	Mean: 2.17
Agree	0	0.00	<div><div></div></div>
Sometimes	3	50.00	<div><div></div></div>
Agree			
Sometimes	1	16.67	<div><div></div></div>
Disagree			
Disagree	2	33.33	<div><div></div></div>
Not Applicable	0	0.00	<div><div></div></div>

Trinity Valley Community College

ADN Level III

Fall 2017 Instructors

Susan Haddox

44. My clinical instructor was on time for clinical.

Response	Frequency	Percent	Mean: 4.00
Agree	6	100.00	
Sometimes	0	0.00	
Agree			
Sometimes	0	0.00	
Disagree			
Disagree	0	0.00	
Not Applicable	0	0.00	

45. My clinical instructor encouraged me to make clinical judgments.

Response	Frequency	Percent	Mean: 4.00
Agree	6	100.00	
Sometimes	0	0.00	
Agree			
Sometimes	0	0.00	
Disagree			
Disagree	0	0.00	
Not Applicable	0	0.00	

46. My clinical instructor promoted an environment in which I felt respected.

Response	Frequency	Percent	Mean: 4.00
Agree	6	100.00	
Sometimes	0	0.00	
Agree			
Sometimes	0	0.00	
Disagree			
Disagree	0	0.00	
Not Applicable	0	0.00	

47. My clinical instructor demonstrated evidence of current nursing knowledge.

Response	Frequency	Percent	Mean: 4.00
Agree	6	100.00	
Sometimes	0	0.00	
Agree			
Sometimes	0	0.00	
Disagree			
Disagree	0	0.00	
Not Applicable	0	0.00	

48. My clinical instructor demonstrated evidence of competency in nursing skills.

Response	Frequency	Percent	Mean: 4.00
Agree	6	100.00	
Sometimes	0	0.00	
Agree			
Sometimes	0	0.00	
Disagree			
Disagree	0	0.00	
Not Applicable	0	0.00	

49. My clinical instructor was available for the supervision of invasive skills.

Response	Frequency	Percent	Mean: 4.00
Agree	6	100.00	
Sometimes	0	0.00	
Agree			
Sometimes	0	0.00	
Disagree			
Disagree	0	0.00	
Not Applicable	0	0.00	

50. My clinical instructor provided me with constructive feedback on my progress in clinical.

Response	Frequency	Percent	Mean: 4.00
Agree	6	100.00	
Sometimes	0	0.00	
Agree			
Sometimes	0	0.00	
Disagree			
Disagree	0	0.00	
Not Applicable	0	0.00	

51. My clinical instructor facilitated post-conference to enhance meeting of clinical objectives.

Response	Frequency	Percent	Mean: 4.00
Agree	6	100.00	
Sometimes	0	0.00	
Agree			
Sometimes	0	0.00	
Disagree			
Disagree	0	0.00	
Not Applicable	0	0.00	

52. My clinical instructor facilitated post-conference so that my understanding of concepts was enhanced.

Response	Frequency	Percent	Mean: 4.00
Agree	6	100.00	
Sometimes	0	0.00	
Agree			
Sometimes	0	0.00	
Disagree			
Disagree	0	0.00	
Not Applicable	0	0.00	

53. My clinical instructor acted as a positive role model regarding patient safety, client advocacy, caring, cultural sensitivity, and collaboration.

Response	Frequency	Percent	Mean: 4.00
Agree	6	100.00	
Sometimes	0	0.00	
Agree			
Sometimes	0	0.00	
Disagree			
Disagree	0	0.00	
Not Applicable	0	0.00	