

Trinity Valley Community College

ADN Level IV Evaluation Report

Spring 2016

Please choose Non-Acute Clinical Instructor:

Response	Frequency	Percent	Mean: 4.00
Judy Callicoatt	28	28.87	<div><div></div></div>
Kathy Colgrove	18	18.56	<div><div></div></div>
Robert Lumpkins	21	21.65	<div><div></div></div>
Christi Doherty	21	21.65	<div><div></div></div>
Michelle Whittenberg	9	9.28	<div><div></div></div>

Please choose Terrell State Hospital Clinical Instructor

Response	Frequency	Percent	Mean: 1.55
Larry Eustace	58	59.79	<div><div></div></div>
Deborah Jones	25	25.77	<div><div></div></div>
Melodie Wong	14	14.43	<div><div></div></div>

1. The unit objectives were clearly stated, measurable, and attainable.

Response	Frequency	Percent	Mean: 3.88
Agree	85	87.63	<div><div></div></div>
Sometimes Agree	12	12.37	<div><div></div></div>
Sometimes Disagree	0	0.00	<div><div></div></div>
Disagree	0	0.00	<div><div></div></div>
Not Applicable	0	0.00	<div><div></div></div>

2. The tests covered the unit objectives.

Response	Frequency	Percent	Mean: 3.70
Agree	72	74.23	<div><div></div></div>
Sometimes Agree	21	21.65	<div><div></div></div>
Sometimes Disagree	4	4.12	<div><div></div></div>
Disagree	0	0.00	<div><div></div></div>
Not Applicable	0	0.00	<div><div></div></div>

3. The clinical objectives reflected content covered in class.

Response	Frequency	Percent	Mean: 3.80
Agree	80	83.33	<div><div></div></div>
Sometimes Agree	14	14.58	<div><div></div></div>
Sometimes Disagree	1	1.04	<div><div></div></div>
Disagree	1	1.04	<div><div></div></div>
Not Applicable	0	0.00	<div><div></div></div>

4. The classroom instructors presented current information about their topics.

Response	Frequency	Percent	Mean: 3.79
Agree	78	81.25	<div><div></div></div>
Sometimes Agree	16	16.67	<div><div></div></div>
Sometimes Disagree	2	2.08	<div><div></div></div>
Disagree	0	0.00	<div><div></div></div>
Not Applicable	0	0.00	<div><div></div></div>

5. The classroom instructors were organized in their presentations.

Response	Frequency	Percent	Mean: 3.68
Agree	73	76.04	<div><div></div></div>
Sometimes Agree	15	15.63	<div><div></div></div>
Sometimes Disagree	8	8.33	<div><div></div></div>
Disagree	0	0.00	<div><div></div></div>
Not Applicable	0	0.00	<div><div></div></div>

6. The classroom presentations were understandable.

Response	Frequency	Percent	Mean: 3.72
Agree	76	78.35	<div><div></div></div>
Sometimes Agree	15	15.46	<div><div></div></div>
Sometimes Disagree	6	6.19	<div><div></div></div>
Disagree	0	0.00	<div><div></div></div>
Not Applicable	0	0.00	<div><div></div></div>

7. The classroom instructors reinforced main points by use of specific examples.

Response	Frequency	Percent	Mean: 3.75
Agree	76	78.35	<div><div></div></div>
Sometimes	18	18.56	<div><div></div></div>
Agree			
Sometimes	3	3.09	<div><div></div></div>
Disagree			
Disagree	0	0.00	<div><div></div></div>
Not Applicable	0	0.00	<div><div></div></div>

9. The classroom instructors used a variety of effective instructional techniques to implement the curriculum.

Response	Frequency	Percent	Mean: 3.74
Agree	75	77.32	<div><div></div></div>
Sometimes	19	19.59	<div><div></div></div>
Agree			
Sometimes	3	3.09	<div><div></div></div>
Disagree			
Disagree	0	0.00	<div><div></div></div>
Not Applicable	0	0.00	<div><div></div></div>

11. I have improved my understanding of concepts and principles related to patient care by the instructors' presentations.

Response	Frequency	Percent	Mean: 3.82
Agree	81	83.51	<div><div></div></div>
Sometimes	15	15.46	<div><div></div></div>
Agree			
Sometimes	1	1.03	<div><div></div></div>
Disagree			
Disagree	0	0.00	<div><div></div></div>
Not Applicable	0	0.00	<div><div></div></div>

13. Learning resources are current, comprehensive, use contemporary technology, accessible and available in a timely manner.

Response	Frequency	Percent	Mean: 3.75
Agree	73	76.04	<div><div></div></div>
Sometimes	22	22.92	<div><div></div></div>
Agree			
Sometimes	1	1.04	<div><div></div></div>
Disagree			
Disagree	0	0.00	<div><div></div></div>
Not Applicable	0	0.00	<div><div></div></div>

8. The classroom instructors answered my questions satisfactorily.

Response	Frequency	Percent	Mean: 3.75
Agree	75	78.13	<div><div></div></div>
Sometimes	18	18.75	<div><div></div></div>
Agree			
Sometimes	3	3.13	<div><div></div></div>
Disagree			
Disagree	0	0.00	<div><div></div></div>
Not Applicable	0	0.00	<div><div></div></div>

10. The classroom instructors used a variety of techniques to engage me in the course.

Response	Frequency	Percent	Mean: 3.71
Agree	74	76.29	<div><div></div></div>
Sometimes	18	18.56	<div><div></div></div>
Agree			
Sometimes	5	5.15	<div><div></div></div>
Disagree			
Disagree	0	0.00	<div><div></div></div>
Not Applicable	0	0.00	<div><div></div></div>






12. I was able to get help in obtaining and using library resources if I needed it.

Response	Frequency	Percent	Mean: 3.80
Agree	83	85.57	<div><div></div></div>
Sometimes	11	11.34	<div><div></div></div>
Agree			
Sometimes	2	2.06	<div><div></div></div>
Disagree			
Disagree	0	0.00	<div><div></div></div>
Not Applicable	1	1.03	<div><div></div></div>






14. Blackboard resources and activities helped me in meeting the course objectives/requirements.

Response	Frequency	Percent	Mean: 3.74
Agree	77	80.21	<div><div></div></div>
Sometimes	13	13.54	<div><div></div></div>
Agree			
Sometimes	6	6.25	<div><div></div></div>
Disagree			
Disagree	0	0.00	<div><div></div></div>
Not Applicable	0	0.00	<div><div></div></div>






15. Support for accessing Blackboard was available if I needed it.

Response	Frequency	Percent	Mean: 3.81
Agree	85	88.54	
Sometimes Agree	8	8.33	
Sometimes Disagree	1	1.04	
Disagree	0	0.00	
Not Applicable	2	2.08	






17. The Medical-Surgical Textbook was easy to understand and provided adequate information to meet the course objectives.

Response	Frequency	Percent	Mean: 3.73
Agree	75	77.32	
Sometimes Agree	19	19.59	
Sometimes Disagree	2	2.06	
Disagree	1	1.03	
Not Applicable	0	0.00	






19. The Psychiatric Textbook was easy to understand and provided adequate information to meet the course objectives.

Response	Frequency	Percent	Mean: 3.70
Agree	75	77.32	
Sometimes Agree	17	17.53	
Sometimes Disagree	3	3.09	
Disagree	2	2.06	
Not Applicable	0	0.00	






21. The Fundamentals Textbook was easy to understand and provided adequate information to meet the course objectives.

Response	Frequency	Percent	Mean: 3.81
Agree	80	83.33	
Sometimes Agree	15	15.63	
Sometimes Disagree	0	0.00	
Disagree	1	1.04	
Not Applicable	0	0.00	






16. I received an adequate orientation to Blackboard.

Response	Frequency	Percent	Mean: 3.83
Agree	84	87.50	
Sometimes Agree	9	9.38	
Sometimes Disagree	2	2.08	
Disagree	1	1.04	
Not Applicable	0	0.00	






18. The Pediatric/Obstetrics Textbook was easy to understand and provided adequate information to meet the course objectives.

Response	Frequency	Percent	Mean: 3.78
Agree	79	81.44	
Sometimes Agree	16	16.49	
Sometimes Disagree	1	1.03	
Disagree	1	1.03	
Not Applicable	0	0.00	

20. The Pharmacology Textbook was easy to understand and provided adequate information to meet the course objectives.

Response	Frequency	Percent	Mean: 3.43
Agree	57	60.64	
Sometimes Agree	24	25.53	
Sometimes Disagree	10	10.64	
Disagree	2	2.13	
Not Applicable	1	1.06	

22. The Health Assessment Textbook was easy to understand and provided adequate information to meet the course objectives.

Response	Frequency	Percent	Mean: 3.70
Agree	75	77.32	
Sometimes Agree	17	17.53	
Sometimes Disagree	3	3.09	
Disagree	2	2.06	
Not Applicable	0	0.00	

23. The Trends & Issues Textbook was easy to understand and provided adequate information to meet the course objectives.

Response	Frequency	Percent	Mean: 3.34
Agree	67	69.79	<div><div></div></div>
Sometimes Agree	14	14.58	<div><div></div></div>
Sometimes Disagree	4	4.17	<div><div></div></div>
Disagree	3	3.13	<div><div></div></div>
Not Applicable	8	8.33	<div><div></div></div>

25. Prep-U helped me to see if I was prepared for the exams.

Response	Frequency	Percent	Mean: 3.45
Agree	66	68.75	<div><div></div></div>
Sometimes Agree	17	17.71	<div><div></div></div>
Sometimes Disagree	5	5.21	<div><div></div></div>
Disagree	6	6.25	<div><div></div></div>
Not Applicable	2	2.08	<div><div></div></div>

27. I felt welcomed at the clinical site by the nurses.

Response	Frequency	Percent	Mean: 3.60
Agree	69	71.13	<div><div></div></div>
Sometimes Agree	19	19.59	<div><div></div></div>
Sometimes Disagree	7	7.22	<div><div></div></div>
Disagree	2	2.06	<div><div></div></div>
Not Applicable	0	0.00	<div><div></div></div>

29. My preceptors demonstrated professional behaviors.

Response	Frequency	Percent	Mean: 3.79
Agree	80	82.47	<div><div></div></div>
Sometimes Agree	14	14.43	<div><div></div></div>
Sometimes Disagree	3	3.09	<div><div></div></div>
Disagree	0	0.00	<div><div></div></div>
Not Applicable	0	0.00	<div><div></div></div>

24. The E-books were easy to navigate and helpful to me during the semester.

Response	Frequency	Percent	Mean: 2.95
Agree	55	57.89	<div><div></div></div>
Sometimes Agree	15	15.79	<div><div></div></div>
Sometimes Disagree	6	6.32	<div><div></div></div>
Disagree	3	3.16	<div><div></div></div>
Not Applicable	16	16.84	<div><div></div></div>

26. The semester syllabus was easy to understand and provided adequate information to guide my progress through the semester.

Response	Frequency	Percent	Mean: 3.73
Agree	75	77.32	<div><div></div></div>
Sometimes Agree	20	20.62	<div><div></div></div>
Sometimes Disagree	0	0.00	<div><div></div></div>
Disagree	2	2.06	<div><div></div></div>
Not Applicable	0	0.00	<div><div></div></div>

28. My preceptors communicated adequately with me with regards to my patients.

Response	Frequency	Percent	Mean: 3.85
Agree	83	85.57	<div><div></div></div>
Sometimes Agree	13	13.40	<div><div></div></div>
Sometimes Disagree	1	1.03	<div><div></div></div>
Disagree	0	0.00	<div><div></div></div>
Not Applicable	0	0.00	<div><div></div></div>

30. My preceptors provided safe, competent patient care.

Response	Frequency	Percent	Mean: 3.82
Agree	83	85.57	<div><div></div></div>
Sometimes Agree	11	11.34	<div><div></div></div>
Sometimes Disagree	3	3.09	<div><div></div></div>
Disagree	0	0.00	<div><div></div></div>
Not Applicable	0	0.00	<div><div></div></div>

31. My preceptors gave me constructive feedback regarding my performance.

Response	Frequency	Percent	Mean: 3.80
Agree	82	84.54	<div><div></div></div>
Sometimes	12	12.37	<div><div></div></div>
Agree			
Sometimes	2	2.06	<div><div></div></div>
Disagree			
Disagree	1	1.03	<div><div></div></div>
Not Applicable	0	0.00	<div><div></div></div>

33. My preceptors evaluated my performance fairly.

Response	Frequency	Percent	Mean: 3.93
Agree	91	93.81	<div><div></div></div>
Sometimes	5	5.15	<div><div></div></div>
Agree			
Sometimes	1	1.03	<div><div></div></div>
Disagree			
Disagree	0	0.00	<div><div></div></div>
Not Applicable	0	0.00	<div><div></div></div>

35. During my rotation, I had the opportunity to make clinical decisions for my patients.

Response	Frequency	Percent	Mean: 3.70
Agree	73	75.26	<div><div></div></div>
Sometimes	20	20.62	<div><div></div></div>
Agree			
Sometimes	3	3.09	<div><div></div></div>
Disagree			
Disagree	1	1.03	<div><div></div></div>
Not Applicable	0	0.00	<div><div></div></div>

37. During my rotation, I was able to implement client teaching.

Response	Frequency	Percent	Mean: 3.74
Agree	78	80.41	<div><div></div></div>
Sometimes	14	14.43	<div><div></div></div>
Agree			
Sometimes	4	4.12	<div><div></div></div>
Disagree			
Disagree	1	1.03	<div><div></div></div>
Not Applicable	0	0.00	<div><div></div></div>

32. My preceptors were available to answer questions and observe skills.

Response	Frequency	Percent	Mean: 3.87
Agree	86	88.66	<div><div></div></div>
Sometimes	9	9.28	<div><div></div></div>
Agree			
Sometimes	2	2.06	<div><div></div></div>
Disagree			
Disagree	0	0.00	<div><div></div></div>
Not Applicable	0	0.00	<div><div></div></div>

34. My preceptors encouraged me to make clinical judgments.

Response	Frequency	Percent	Mean: 3.84
Agree	84	86.60	<div><div></div></div>
Sometimes	10	10.31	<div><div></div></div>
Agree			
Sometimes	3	3.09	<div><div></div></div>
Disagree			
Disagree	0	0.00	<div><div></div></div>
Not Applicable	0	0.00	<div><div></div></div>

36. During my rotation, I was able to perform a variety of skills.

Response	Frequency	Percent	Mean: 3.65
Agree	69	71.13	<div><div></div></div>
Sometimes	23	23.71	<div><div></div></div>
Agree			
Sometimes	4	4.12	<div><div></div></div>
Disagree			
Disagree	1	1.03	<div><div></div></div>
Not Applicable	0	0.00	<div><div></div></div>

38. During my rotation, I was able to interact with other disciplines.

Response	Frequency	Percent	Mean: 3.81
Agree	81	83.51	<div><div></div></div>
Sometimes	14	14.43	<div><div></div></div>
Agree			
Sometimes	2	2.06	<div><div></div></div>
Disagree			
Disagree	0	0.00	<div><div></div></div>
Not Applicable	0	0.00	<div><div></div></div>

39. During my rotation, I was able to observe the role of the nurse manger.

Response	Frequency	Percent	Mean: 3.76
Agree	81	83.51	<div><div></div></div>
Sometimes Agree	12	12.37	<div><div></div></div>
Sometimes Disagree	2	2.06	<div><div></div></div>
Disagree	1	1.03	<div><div></div></div>
Not Applicable	1	1.03	<div><div></div></div>

41. During my rotation, I was able to identify applicable local, state and federal laws.

Response	Frequency	Percent	Mean: 3.81
Agree	82	84.54	<div><div></div></div>
Sometimes Agree	12	12.37	<div><div></div></div>
Sometimes Disagree	3	3.09	<div><div></div></div>
Disagree	0	0.00	<div><div></div></div>
Not Applicable	0	0.00	<div><div></div></div>

43. During my clinical I had sufficient opportunities (quality and quantity) to meet course objectives.

Response	Frequency	Percent	Mean: 3.78
Agree	82	84.54	<div><div></div></div>
Sometimes Agree	10	10.31	<div><div></div></div>
Sometimes Disagree	4	4.12	<div><div></div></div>
Disagree	1	1.03	<div><div></div></div>
Not Applicable	0	0.00	<div><div></div></div>

45. This rotation assisted me in preparing for graduation.

Response	Frequency	Percent	Mean: 3.73
Agree	78	80.41	<div><div></div></div>
Sometimes Agree	14	14.43	<div><div></div></div>
Sometimes Disagree	3	3.09	<div><div></div></div>
Disagree	2	2.06	<div><div></div></div>
Not Applicable	0	0.00	<div><div></div></div>

40. During my rotation, I was able to attend/participate in client conferences.

Response	Frequency	Percent	Mean: 3.78
Agree	81	83.51	<div><div></div></div>
Sometimes Agree	12	12.37	<div><div></div></div>
Sometimes Disagree	3	3.09	<div><div></div></div>
Disagree	1	1.03	<div><div></div></div>
Not Applicable	0	0.00	<div><div></div></div>

42. During my rotation, I was able to apply the Nursing Practice Act in the clinical setting.

Response	Frequency	Percent	Mean: 3.85
Agree	84	86.60	<div><div></div></div>
Sometimes Agree	11	11.34	<div><div></div></div>
Sometimes Disagree	2	2.06	<div><div></div></div>
Disagree	0	0.00	<div><div></div></div>
Not Applicable	0	0.00	<div><div></div></div>

44. I had an overall positive learning experience at my clinical rotation.

Response	Frequency	Percent	Mean: 3.82
Agree	84	86.60	<div><div></div></div>
Sometimes Agree	9	9.28	<div><div></div></div>
Sometimes Disagree	4	4.12	<div><div></div></div>
Disagree	0	0.00	<div><div></div></div>
Not Applicable	0	0.00	<div><div></div></div>

46. This rotation helped me to integrate and apply my nursing knowledge.

Response	Frequency	Percent	Mean: 3.81
Agree	80	84.21	<div><div></div></div>
Sometimes Agree	13	13.68	<div><div></div></div>
Sometimes Disagree	1	1.05	<div><div></div></div>
Disagree	1	1.05	<div><div></div></div>
Not Applicable	0	0.00	<div><div></div></div>

47. My instructor was available if I needed assistance during clinical.

Response	Frequency	Percent	Mean: 3.87
Agree	86	88.66	<div><div></div></div>
Sometimes	9	9.28	<div><div></div></div>
Agree			
Sometimes	2	2.06	<div><div></div></div>
Disagree			
Disagree	0	0.00	<div><div></div></div>
Not Applicable	0	0.00	<div><div></div></div>

49. Blackboard discussions helped me to meet clinical objectives.

Response	Frequency	Percent	Mean: 3.75
Agree	81	84.38	<div><div></div></div>
Sometimes	8	8.33	<div><div></div></div>
Agree			
Sometimes	5	5.21	<div><div></div></div>
Disagree			
Disagree	2	2.08	<div><div></div></div>
Not Applicable	0	0.00	<div><div></div></div>

51. The community clinical rotations helped me better understand home health care, rehab, and dialysis.

Response	Frequency	Percent	Mean: 3.87
Agree	76	88.37	<div><div></div></div>
Sometimes	9	10.47	<div><div></div></div>
Agree			
Sometimes	1	1.16	<div><div></div></div>
Disagree			
Disagree	0	0.00	<div><div></div></div>
Not Applicable	0	0.00	<div><div></div></div>

53. During my rotation I was able to improve my communication skills with patients.

Response	Frequency	Percent	Mean: 3.85
Agree	84	87.50	<div><div></div></div>
Sometimes	11	11.46	<div><div></div></div>
Agree			
Sometimes	0	0.00	<div><div></div></div>
Disagree			
Disagree	1	1.04	<div><div></div></div>
Not Applicable	0	0.00	<div><div></div></div>

48. My clinical instructor provided me with constructive feedback on my progress in clinical.

Response	Frequency	Percent	Mean: 3.90
Agree	89	91.75	<div><div></div></div>
Sometimes	7	7.22	<div><div></div></div>
Agree			
Sometimes	0	0.00	<div><div></div></div>
Disagree			
Disagree	1	1.03	<div><div></div></div>
Not Applicable	0	0.00	<div><div></div></div>

50. I was able to apply my understanding of professional and health care concepts to clinical situations this semester.

Response	Frequency	Percent	Mean: 3.90
Agree	86	89.58	<div><div></div></div>
Sometimes	10	10.42	<div><div></div></div>
Agree			
Sometimes	0	0.00	<div><div></div></div>
Disagree			
Disagree	0	0.00	<div><div></div></div>
Not Applicable	0	0.00	<div><div></div></div>

52. During my rotation I was able to develop a better understanding of psychiatric disorders.

Response	Frequency	Percent	Mean: 3.90
Agree	86	89.58	<div><div></div></div>
Sometimes	10	10.42	<div><div></div></div>
Agree			
Sometimes	0	0.00	<div><div></div></div>
Disagree			
Disagree	0	0.00	<div><div></div></div>
Not Applicable	0	0.00	<div><div></div></div>

54. During my rotation I developed a better recognition of the safety needs of cognitively impaired patients.

Response	Frequency	Percent	Mean: 3.91
Agree	88	90.72	<div><div></div></div>
Sometimes	9	9.28	<div><div></div></div>
Agree			
Sometimes	0	0.00	<div><div></div></div>
Disagree			
Disagree	0	0.00	<div><div></div></div>
Not Applicable	0	0.00	<div><div></div></div>

55. During my rotation, I developed a better understanding of management of behaviors of patients with psychiatric disorders (i.e. anger)

Response	Frequency	Percent	Mean: 3.91
Agree	86	90.53	<div><div></div></div>
Sometimes	9	9.47	<div><div></div></div>
Agree			
Sometimes	0	0.00	<div><div></div></div>
Disagree			
Disagree	0	0.00	<div><div></div></div>
Not Applicable	0	0.00	<div><div></div></div>

57. My instructor was available if I needed assistance during clinical.

Response	Frequency	Percent	Mean: 3.70
Agree	79	81.44	<div><div></div></div>
Sometimes	10	10.31	<div><div></div></div>
Agree			
Sometimes	5	5.15	<div><div></div></div>
Disagree			
Disagree	3	3.09	<div><div></div></div>
Not Applicable	0	0.00	<div><div></div></div>

56. My clinical instructor facilitated post-conference to enhance meeting of clinical objectives.

Response	Frequency	Percent	Mean: 3.75
Agree	83	85.57	<div><div></div></div>
Sometimes	8	8.25	<div><div></div></div>
Agree			
Sometimes	2	2.06	<div><div></div></div>
Disagree			
Disagree	4	4.12	<div><div></div></div>
Not Applicable	0	0.00	<div><div></div></div>