

Trinity Valley Community College

ADN Level II Evaluation Report

Spring 2016

Overall

Please choose Instructor:

Mean: 5.25

Response	Frequency	Percent	Graph
Marvel Donovan	2	8.33	
Gail Ellis	3	12.50	
Jennifer Flowers	0	0.00	
Mary Krieger	8	33.33	
Karen Neighbors	1	4.17	
Patricia Pinion	1	4.17	
Patti Vasquez	2	8.33	
Jennie Schneider	2	8.33	
David Dausman	5	20.83	
Total Valid	24	100.00	
Total	24	100.00	

Please choose your facility:

Mean: 6.71

Response	Frequency	Percent	Graph
Doctors Hospital at White Rock Lake - Dallas	0	0.00	
East Texas Medical Center Athens	0	0.00	
Ennis Regional Medical Center	1	4.17	
Hunt Regional Healthcare - Greenville	5	20.83	
Lake Pointe Medical Center - Rowlett	1	4.17	
Palestine Regional Medical Center - Palestine	0	0.00	
Texas Health Presbyterian Hospital of Kaufman	10	41.67	
Terrell State Hospital	0	0.00	
Texas Regional Medical Center	7	29.17	
Dallas Regional Medical Center	0	0.00	
Total Valid	24	100.00	
Total	24	100.00	

1. The concept objectives were clearly stated, measurable, and attainable.

Mean: 3.96

Response	Frequency	Percent	Graph
Agree	23	95.83	
Sometimes Agree	1	4.17	
Sometimes Disagree	0	0.00	
Disagree	0	0.00	
Not Applicable	0	0.00	
Total Valid	24	100.00	
Total	24	100.00	

2. The tests covered the concept objectives.

Mean: 3.79

Response	Frequency	Percent	Graph
Agree	20	83.33	
Sometimes Agree	3	12.50	
Sometimes Disagree	1	4.17	
Disagree	0	0.00	
Not Applicable	0	0.00	
Total Valid	24	100.00	
Total	24	100.00	

3. The classroom instructors presented current information about their concepts and key exemplars.

Mean: 3.92

Response	Frequency	Percent	Graph
Agree	22	91.67	
Sometimes Agree	2	8.33	
Sometimes Disagree	0	0.00	
Disagree	0	0.00	
Not Applicable	0	0.00	
Total Valid	24	100.00	
Total	24	100.00	

4. The classroom instructors were organized in their presentations.

Mean: 3.83

Response	Frequency	Percent	Graph
Agree	20	83.33	
Sometimes Agree	4	16.67	
Sometimes Disagree	0	0.00	
Disagree	0	0.00	
Not Applicable	0	0.00	
Total Valid	24	100.00	
Total	24	100.00	

5. The classroom presentations covered the concepts in depth.

Mean: 3.71

Response	Frequency	Percent	Graph
Agree	18	75.00	
Sometimes Agree	5	20.83	
Sometimes Disagree	1	4.17	
Disagree	0	0.00	
Not Applicable	0	0.00	
Total Valid	24	100.00	
Total	24	100.00	

6. The classroom instructors asked questions during class which stimulated discussion and critical thinking. Mean: 3.92

Response	Frequency	Percent	Graph
Agree	22	91.67	
Sometimes Agree	2	8.33	
Sometimes Disagree	0	0.00	
Disagree	0	0.00	
Not Applicable	0	0.00	
Total Valid	24	100.00	
Total	24	100.00	

7. The classroom instructors answered my questions satisfactorily.

Mean: 3.71

Response	Frequency	Percent	Graph
Agree	18	75.00	
Sometimes Agree	5	20.83	
Sometimes Disagree	1	4.17	
Disagree	0	0.00	
Not Applicable	0	0.00	
Total Valid	24	100.00	
Total	24	100.00	

8. The classroom instructors used a variety of interactive activities to help students gain a deeper understanding of the concepts and exemplars.

Mean: 3.79

Response	Frequency	Percent	Graph
Agree	19	79.17	
Sometimes Agree	5	20.83	
Sometimes Disagree	0	0.00	
Disagree	0	0.00	
Not Applicable	0	0.00	
Total Valid	24	100.00	
Total	24	100.00	

9. I felt engaged during the classroom presentations and activities.

Mean: 3.71

Response	Frequency	Percent	Graph
Agree	17	70.83	
Sometimes Agree	7	29.17	
Sometimes Disagree	0	0.00	
Disagree	0	0.00	
Not Applicable	0	0.00	
Total Valid	24	100.00	
Total	24	100.00	

10. I have improved my understanding of concepts and principles related to patient care by the instructors' presentations. Mean: 3.79

Response	Frequency	Percent	Graph
Agree	19	79.17	
Sometimes Agree	5	20.83	
Sometimes Disagree	0	0.00	
Disagree	0	0.00	
Not Applicable	0	0.00	
Total Valid	24	100.00	
Total	24	100.00	

11. I was able to get help in obtaining and using library resources if I needed it. Mean: 3.75

Response	Frequency	Percent	Graph
Agree	21	87.50	
Sometimes Agree	2	8.33	
Sometimes Disagree	0	0.00	
Disagree	0	0.00	
Not Applicable	1	4.17	
Total Valid	24	100.00	
Total	24	100.00	

12. Learning resources are current, comprehensive, use contemporary technology, accessible and available in a timely manner. Mean: 3.83

Response	Frequency	Percent	Graph
Agree	20	83.33	
Sometimes Agree	4	16.67	
Sometimes Disagree	0	0.00	
Disagree	0	0.00	
Not Applicable	0	0.00	
Total Valid	24	100.00	
Total	24	100.00	

13. Blackboard resources and activities helped me in meeting the course objectives/requirements.

Mean: 3.75

Response	Frequency	Percent	Graph
Agree	19	79.17	
Sometimes Agree	4	16.67	
Sometimes Disagree	1	4.17	
Disagree	0	0.00	
Not Applicable	0	0.00	
Total Valid	24	100.00	
Total	24	100.00	

14. Support for accessing Blackboard was available if I needed it.

Mean: 3.75

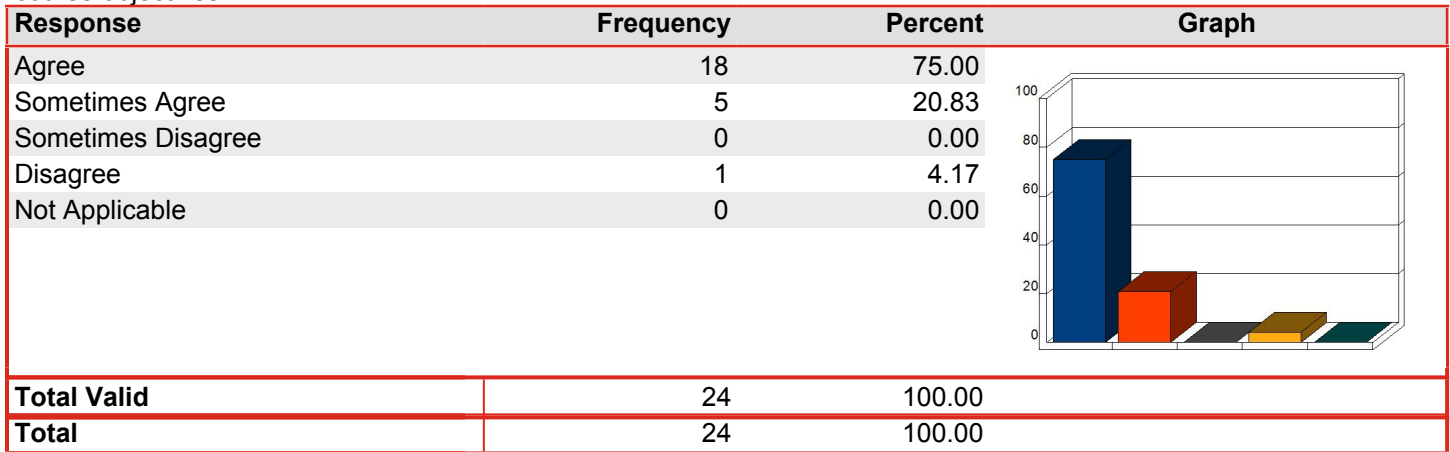
Response	Frequency	Percent	Graph
Agree	21	87.50	
Sometimes Agree	2	8.33	
Sometimes Disagree	0	0.00	
Disagree	0	0.00	
Not Applicable	1	4.17	
Total Valid	24	100.00	
Total	24	100.00	

15. I received an adequate orientation to Blackboard.

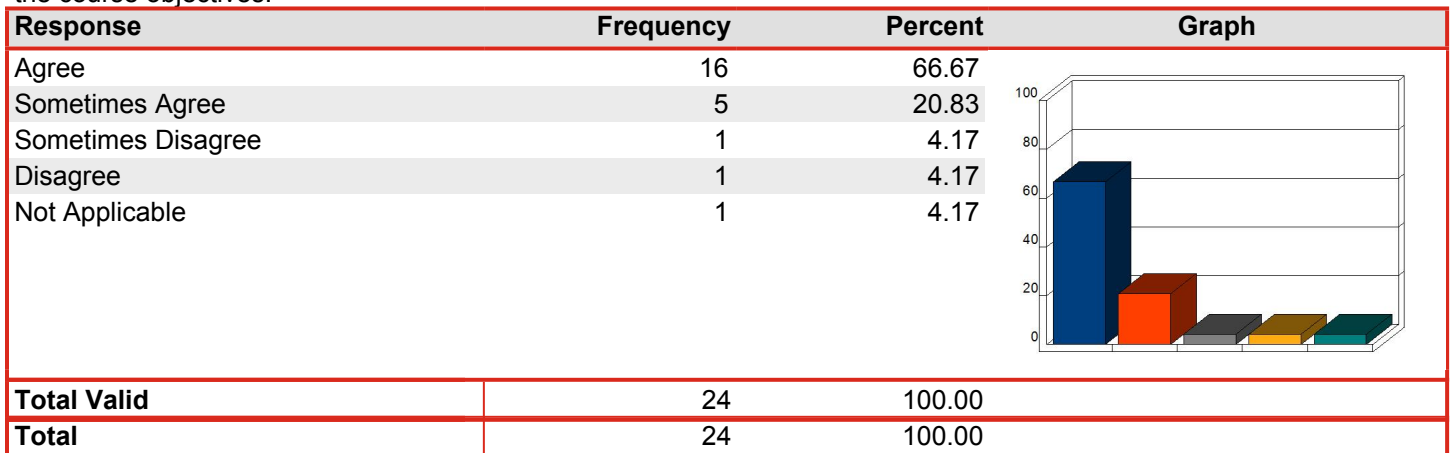
Mean: 3.92

Response	Frequency	Percent	Graph
Agree	22	91.67	
Sometimes Agree	2	8.33	
Sometimes Disagree	0	0.00	
Disagree	0	0.00	
Not Applicable	0	0.00	
Total Valid	24	100.00	
Total	24	100.00	

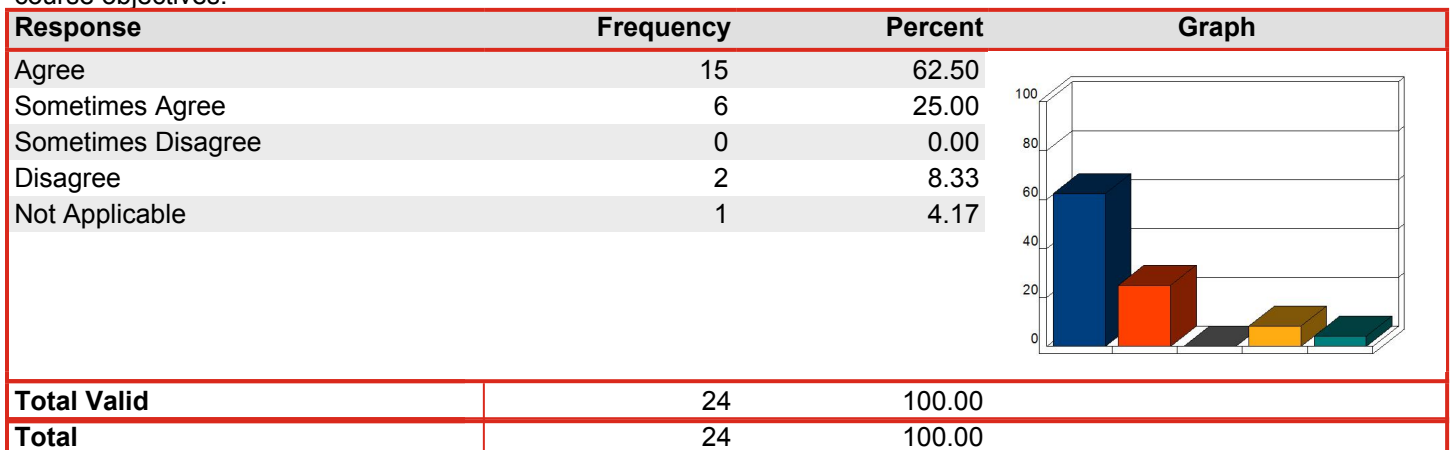
16. The Medical-Surgical Textbook was easy to understand and provided adequate information to meet the course objectives. Mean: 3.67



17. The Pediatric/Obstetrics Textbook was easy to understand and provided adequate information to meet the course objectives. Mean: 3.42



18. The Psychiatric Textbook was easy to understand and provided adequate information to meet the course objectives. Mean: 3.33



19. The Pharmacology Textbook was easy to understand and provided adequate information to meet the course objectives.

Mean: 3.21

Response	Frequency	Percent	Graph
Agree	14	58.33	
Sometimes Agree	5	20.83	
Sometimes Disagree	1	4.17	
Disagree	4	16.67	
Not Applicable	0	0.00	
Total Valid	24	100.00	
Total	24	100.00	

20. The Fundamentals Textbook was easy to understand and provided adequate information to meet the course objectives.

Mean: 3.79

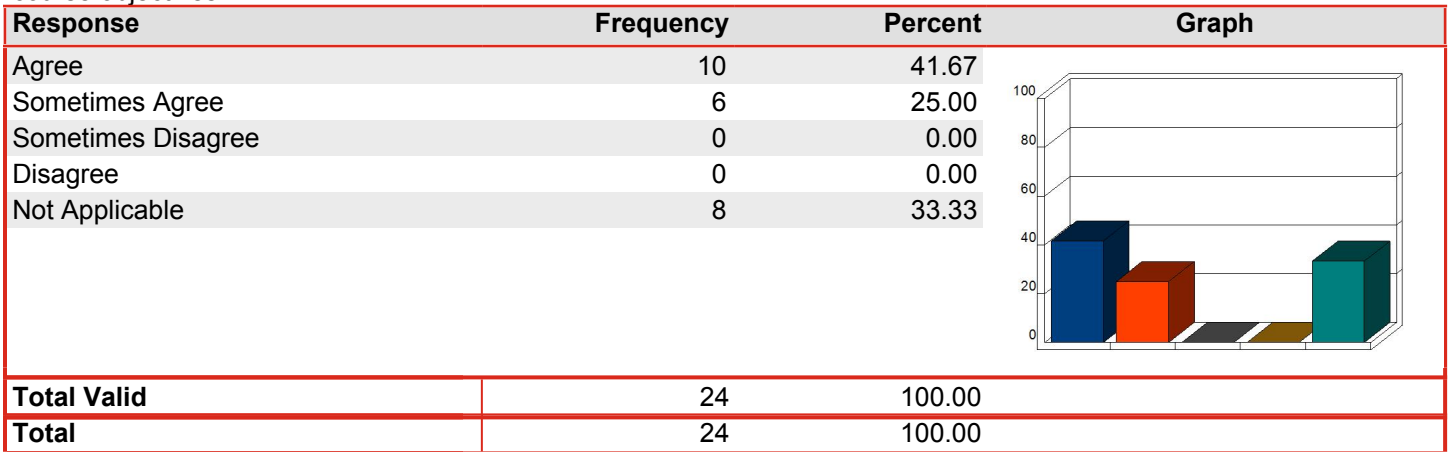
Response	Frequency	Percent	Graph
Agree	20	83.33	
Sometimes Agree	3	12.50	
Sometimes Disagree	1	4.17	
Disagree	0	0.00	
Not Applicable	0	0.00	
Total Valid	24	100.00	
Total	24	100.00	

21. The Health Assessment Textbook was easy to understand and provided adequate information to meet the course objectives.

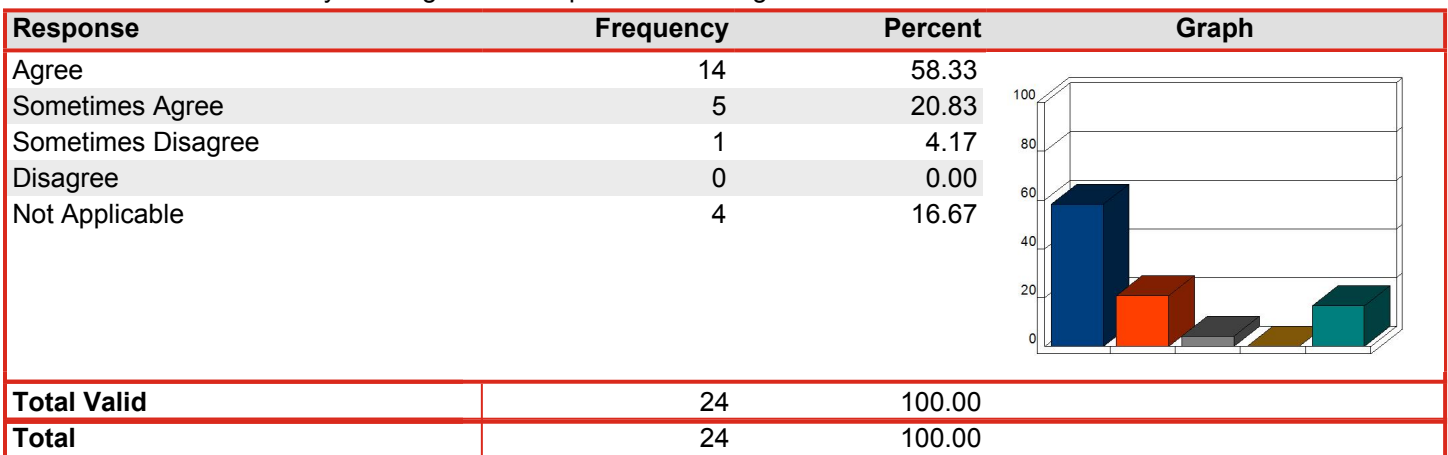
Mean: 3.04

Response	Frequency	Percent	Graph
Agree	15	62.50	
Sometimes Agree	4	16.67	
Sometimes Disagree	0	0.00	
Disagree	1	4.17	
Not Applicable	4	16.67	
Total Valid	24	100.00	
Total	24	100.00	

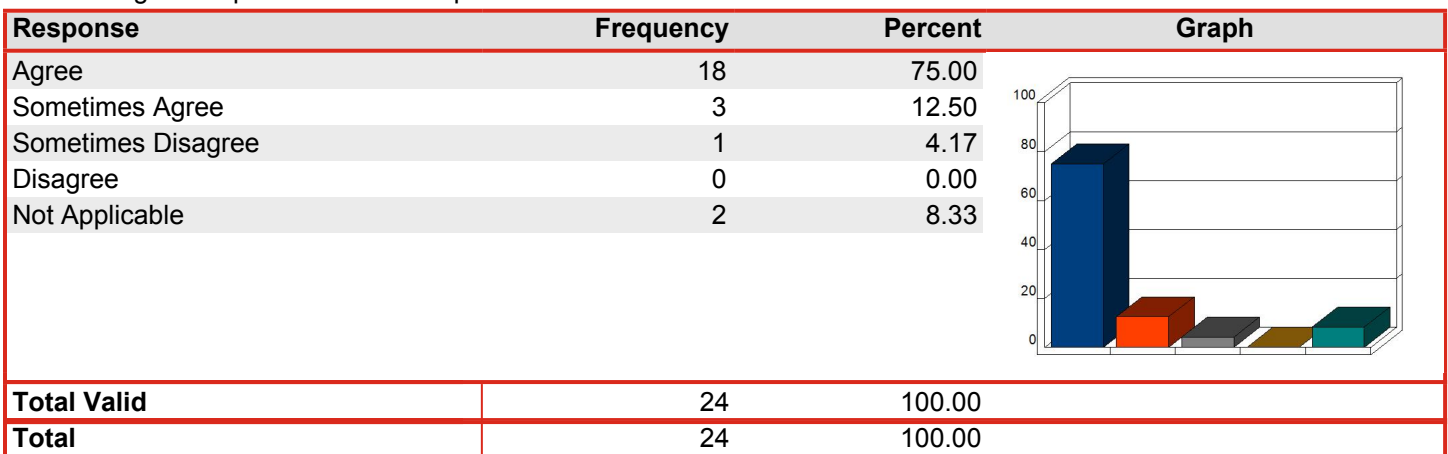
22. The Trends & Issues Textbook was easy to understand and provided adequate information to meet the course objectives. Mean: 2.42



23. The E-books were easy to navigate and helpful to me during the semester. Mean: 3.04

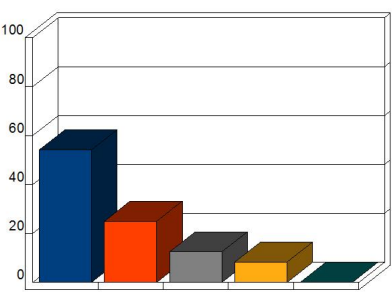


24. Nursing Concepts on-line was helpful for me this semester. Mean: 3.46



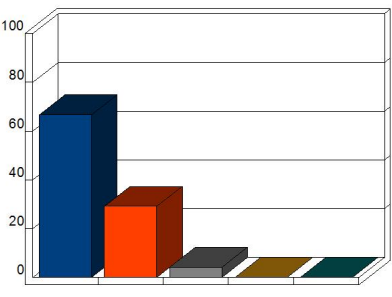
25. The SimChart Electronic Health Record (EHR) helped me to develop my documentation skills.

Mean: 3.25

Response	Frequency	Percent	Graph
Agree	13	54.17	
Sometimes Agree	6	25.00	
Sometimes Disagree	3	12.50	
Disagree	2	8.33	
Not Applicable	0	0.00	
Total Valid	24	100.00	
Total	24	100.00	

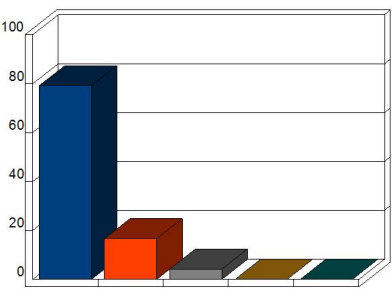
26. The Pharmacology on-line course helped me understand pharmacology.

Mean: 3.63

Response	Frequency	Percent	Graph
Agree	16	66.67	
Sometimes Agree	7	29.17	
Sometimes Disagree	1	4.17	
Disagree	0	0.00	
Not Applicable	0	0.00	
Total Valid	24	100.00	
Total	24	100.00	

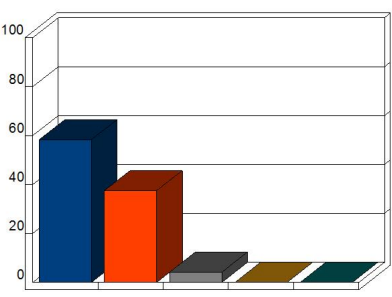
27. The semester syllabus was easy to understand and provided adequate information to guide my progress through the semester.

Mean: 3.75

Response	Frequency	Percent	Graph
Agree	19	79.17	
Sometimes Agree	4	16.67	
Sometimes Disagree	1	4.17	
Disagree	0	0.00	
Not Applicable	0	0.00	
Total Valid	24	100.00	
Total	24	100.00	

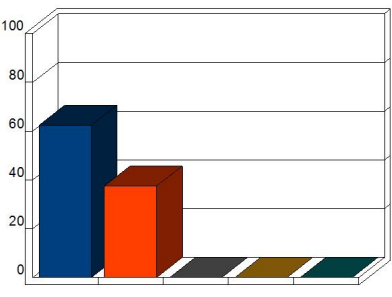
28. I felt welcomed at the clinical site by the nurses.

Mean: 3.54

Response	Frequency	Percent	Graph
Agree	14	58.33	
Sometimes Agree	9	37.50	
Sometimes Disagree	1	4.17	
Disagree	0	0.00	
Not Applicable	0	0.00	
Total Valid	24	100.00	
Total	24	100.00	

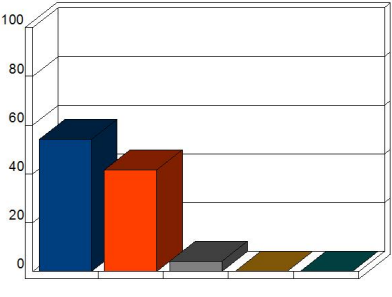
29. My primary nurses or preceptors communicated adequately with me with regards to my patients.

Mean: 3.63

Response	Frequency	Percent	Graph
Agree	15	62.50	
Sometimes Agree	9	37.50	
Sometimes Disagree	0	0.00	
Disagree	0	0.00	
Not Applicable	0	0.00	
Total Valid	24	100.00	
Total	24	100.00	

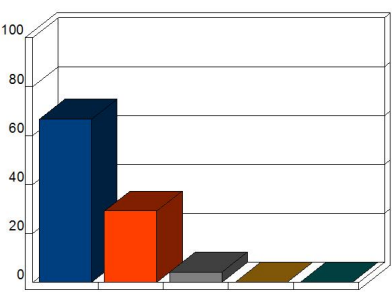
30. My primary nurses or preceptors demonstrated professional behaviors.

Mean: 3.50

Response	Frequency	Percent	Graph
Agree	13	54.17	
Sometimes Agree	10	41.67	
Sometimes Disagree	1	4.17	
Disagree	0	0.00	
Not Applicable	0	0.00	
Total Valid	24	100.00	
Total	24	100.00	

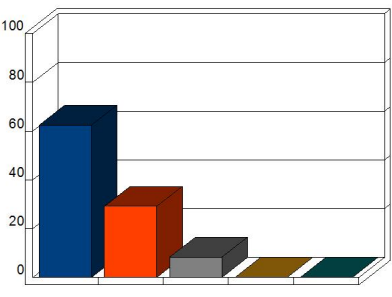
31. My primary nurses or preceptors provided safe, competent patient care.

Mean: 3.63

Response	Frequency	Percent	Graph
Agree	16	66.67	
Sometimes Agree	7	29.17	
Sometimes Disagree	1	4.17	
Disagree	0	0.00	
Not Applicable	0	0.00	
Total Valid	24	100.00	
Total	24	100.00	

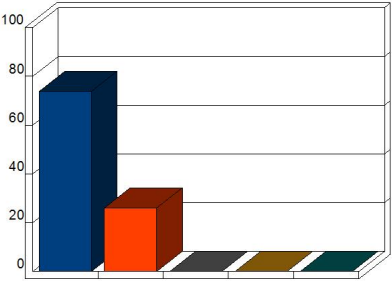
32. My primary nurses or preceptors gave me constructive feedback regarding my performance.

Mean: 3.54

Response	Frequency	Percent	Graph
Agree	15	62.50	
Sometimes Agree	7	29.17	
Sometimes Disagree	2	8.33	
Disagree	0	0.00	
Not Applicable	0	0.00	
Total Valid	24	100.00	
Total	24	100.00	

33. My preceptors were available to answer questions and observe skills.

Mean: 3.74

Response	Frequency	Percent	Graph
Agree	17	73.91	
Sometimes Agree	6	26.09	
Sometimes Disagree	0	0.00	
Disagree	0	0.00	
Not Applicable	0	0.00	
Total Valid	23	100.00	
Total	23	100.00	

34. During my rotation, I had the opportunity to make clinical decisions for my patients.

Mean: 3.71

Response	Frequency	Percent	Graph
Agree	17	70.83	
Sometimes Agree	7	29.17	
Sometimes Disagree	0	0.00	
Disagree	0	0.00	
Not Applicable	0	0.00	
Total Valid	24	100.00	
Total	24	100.00	

35. During my rotation, I was able to perform a variety of skills.

Mean: 3.42

Response	Frequency	Percent	Graph
Agree	15	62.50	
Sometimes Agree	4	16.67	
Sometimes Disagree	5	20.83	
Disagree	0	0.00	
Not Applicable	0	0.00	
Total Valid	24	100.00	
Total	24	100.00	

36. During my rotation, I was able to implement client teaching.

Mean: 3.79

Response	Frequency	Percent	Graph
Agree	19	79.17	
Sometimes Agree	5	20.83	
Sometimes Disagree	0	0.00	
Disagree	0	0.00	
Not Applicable	0	0.00	
Total Valid	24	100.00	
Total	24	100.00	

37. During my rotation, I was able to interact with other disciplines.

Mean: 3.71

Response	Frequency	Percent	Graph
Agree	18	75.00	
Sometimes Agree	5	20.83	
Sometimes Disagree	1	4.17	
Disagree	0	0.00	
Not Applicable	0	0.00	
Total Valid	24	100.00	
Total	24	100.00	

38. During my rotation, I was able to document on the client's electronic health record.

Mean: 3.75

Response	Frequency	Percent	Graph
Agree	18	75.00	
Sometimes Agree	6	25.00	
Sometimes Disagree	0	0.00	
Disagree	0	0.00	
Not Applicable	0	0.00	
Total Valid	24	100.00	
Total	24	100.00	

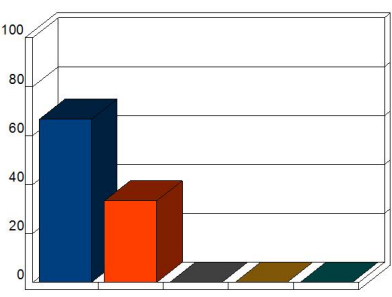
39. The facility provided an adequate orientation.

Mean: 3.83

Response	Frequency	Percent	Graph
Agree	20	83.33	
Sometimes Agree	4	16.67	
Sometimes Disagree	0	0.00	
Disagree	0	0.00	
Not Applicable	0	0.00	
Total Valid	24	100.00	
Total	24	100.00	

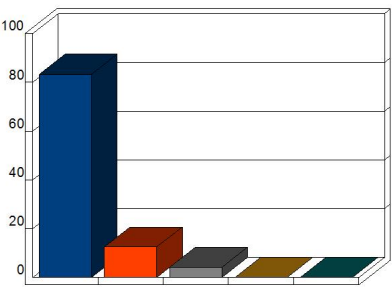
40. During my clinical I had sufficient opportunities (quality and quantity) to meet course objectives.

Mean: 3.67

Response	Frequency	Percent	Graph
Agree	16	66.67	
Sometimes Agree	8	33.33	
Sometimes Disagree	0	0.00	
Disagree	0	0.00	
Not Applicable	0	0.00	
Total Valid	24	100.00	
Total	24	100.00	

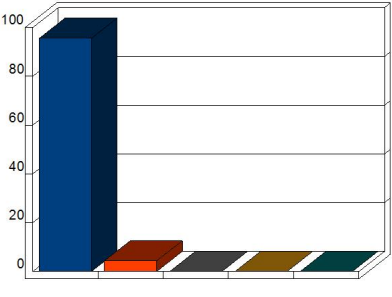
41. I had an overall positive learning experience at my clinical rotation.

Mean: 3.79

Response	Frequency	Percent	Graph
Agree	20	83.33	
Sometimes Agree	3	12.50	
Sometimes Disagree	1	4.17	
Disagree	0	0.00	
Not Applicable	0	0.00	
Total Valid	24	100.00	
Total	24	100.00	

42. My clinical instructor was on time for clinical.

Mean: 3.96

Response	Frequency	Percent	Graph
Agree	22	95.65	
Sometimes Agree	1	4.35	
Sometimes Disagree	0	0.00	
Disagree	0	0.00	
Not Applicable	0	0.00	
Total Valid	23	100.00	
Total	23	100.00	

43. My clinical instructor encouraged me to make clinical judgments.

Mean: 3.96

Response	Frequency	Percent	Graph
Agree	22	95.65	
Sometimes Agree	1	4.35	
Sometimes Disagree	0	0.00	
Disagree	0	0.00	
Not Applicable	0	0.00	
Total Valid	23	100.00	
Total	23	100.00	

44. My clinical instructor promoted an environment in which I felt respected.

Mean: 3.96

Response	Frequency	Percent	Graph
Agree	22	95.65	
Sometimes Agree	1	4.35	
Sometimes Disagree	0	0.00	
Disagree	0	0.00	
Not Applicable	0	0.00	
Total Valid	23	100.00	
Total	23	100.00	

45. My clinical instructor demonstrated evidence of current nursing knowledge.

Mean: 3.96

Response	Frequency	Percent	Graph
Agree	22	95.65	
Sometimes Agree	1	4.35	
Sometimes Disagree	0	0.00	
Disagree	0	0.00	
Not Applicable	0	0.00	
Total Valid	23	100.00	
Total	23	100.00	

46. My clinical instructor demonstrated evidence of competency in nursing skills.

Mean: 3.96

Response	Frequency	Percent	Graph
Agree	22	95.65	
Sometimes Agree	1	4.35	
Sometimes Disagree	0	0.00	
Disagree	0	0.00	
Not Applicable	0	0.00	
Total Valid	23	100.00	
Total	23	100.00	

47. My clinical instructor was available for the supervision of invasive skills.

Mean: 3.91

Response	Frequency	Percent	Graph
Agree	21	91.30	
Sometimes Agree	2	8.70	
Sometimes Disagree	0	0.00	
Disagree	0	0.00	
Not Applicable	0	0.00	
Total Valid	23	100.00	
Total	23	100.00	

48. My clinical instructor provided me with constructive feedback on my progress in clinical.

Mean: 3.96

Response	Frequency	Percent	Graph
Agree	22	95.65	
Sometimes Agree	1	4.35	
Sometimes Disagree	0	0.00	
Disagree	0	0.00	
Not Applicable	0	0.00	
Total Valid	23	100.00	
Total	23	100.00	

49. My clinical instructor facilitated post-conference to enhance meeting of clinical objectives.

Mean: 3.96

Response	Frequency	Percent	Graph
Agree	22	95.65	
Sometimes Agree	1	4.35	
Sometimes Disagree	0	0.00	
Disagree	0	0.00	
Not Applicable	0	0.00	
Total Valid	23	100.00	
Total	23	100.00	

50. My clinical instructor acted as a positive role model regarding patient safety, client advocacy, caring, cultural sensitivity, and collaboration.

Mean: 3.96

Response	Frequency	Percent	Graph
Agree	22	95.65	
Sometimes Agree	1	4.35	
Sometimes Disagree	0	0.00	
Disagree	0	0.00	
Not Applicable	0	0.00	
Total Valid	23	100.00	
Total	23	100.00	