

Trinity Valley Community College

ADN Level III

Fall 2016

1. The concept objectives were clearly stated, measurable, and attainable.

Response	Frequency	Percent	Mean: 3.84
Agree	51	89.47	<div><div></div></div>
Sometimes	3	5.26	<div><div></div></div>
Agree			
Sometimes	3	5.26	<div><div></div></div>
Disagree			
Disagree	0	0.00	<div><div></div></div>
Not Applicable 1			

2. The tests covered the concept objectives.

Response	Frequency	Percent	Mean: 3.75
Agree	46	83.64	<div><div></div></div>
Sometimes	5	9.09	<div><div></div></div>
Agree			
Sometimes	3	5.45	<div><div></div></div>
Disagree			
Disagree	1	1.82	<div><div></div></div>
Not Applicable 3			

3. The classroom instructors presented current information about their concepts and key exemplars.

Response	Frequency	Percent	Mean: 3.75
Agree	45	81.82	<div><div></div></div>
Sometimes	7	12.73	<div><div></div></div>
Agree			
Sometimes	2	3.64	<div><div></div></div>
Disagree			
Disagree	1	1.82	<div><div></div></div>
Not Applicable 3			

4. The classroom instructors were organized in their presentations.

Response	Frequency	Percent	Mean: 3.78
Agree	49	89.09	<div><div></div></div>
Sometimes	1	1.82	<div><div></div></div>
Agree			
Sometimes	4	7.27	<div><div></div></div>
Disagree			
Disagree	1	1.82	<div><div></div></div>
Not Applicable 3			

5. The instructors covered the concepts in depth in voice over PowerPoint or class presentations.

Response	Frequency	Percent	Mean: 3.61
Agree	41	75.93	<div><div></div></div>
Sometimes	7	12.96	<div><div></div></div>
Agree			
Sometimes	4	7.41	<div><div></div></div>
Disagree			
Disagree	2	3.70	<div><div></div></div>
Not Applicable 4			

6. The classroom instructors asked questions during class which stimulated discussion and critical thinking.

Response	Frequency	Percent	Mean: 3.77
Agree	47	82.46	<div><div></div></div>
Sometimes	7	12.28	<div><div></div></div>
Agree			
Sometimes	3	5.26	<div><div></div></div>
Disagree			
Disagree	0	0.00	<div><div></div></div>
Not Applicable 1			

7. The classroom instructors answered my questions satisfactorily.

Response	Frequency	Percent	Mean: 3.77
Agree	49	85.96	<div><div></div></div>
Sometimes	5	8.77	<div><div></div></div>
Agree			
Sometimes	1	1.75	<div><div></div></div>
Disagree			
Disagree	2	3.51	<div><div></div></div>
Not Applicable 1			

8. The classroom instructors used a variety of interactive activities to help students gain a deeper understanding of the concepts and exemplars.

Response	Frequency	Percent	Mean: 3.68
Agree	46	82.14	<div><div></div></div>
Sometimes	3	5.36	<div><div></div></div>
Agree			
Sometimes	6	10.71	<div><div></div></div>
Disagree			
Disagree	1	1.79	<div><div></div></div>
Not Applicable 2			

9. I felt engaged during the classroom presentations and activities.

Response	Frequency	Percent	Mean: 3.58
Agree	45	78.95	<div><div></div></div>
Sometimes Agree	3	5.26	<div><div></div></div>
Sometimes Disagree	6	10.53	<div><div></div></div>
Disagree	3	5.26	<div><div></div></div>
Not Applicable	1		

11. I was able to get help in obtaining and using library resources if I needed it.

Response	Frequency	Percent	Mean: 3.88
Agree	47	94.00	<div><div></div></div>
Sometimes Agree	1	2.00	<div><div></div></div>
Sometimes Disagree	1	2.00	<div><div></div></div>
Disagree	1	2.00	<div><div></div></div>
Not Applicable	7		

13. Blackboard resources and activities helped me in meeting the course objectives/requirements.

Response	Frequency	Percent	Mean: 3.75
Agree	50	87.72	<div><div></div></div>
Sometimes Agree	1	1.75	<div><div></div></div>
Sometimes Disagree	5	8.77	<div><div></div></div>
Disagree	1	1.75	<div><div></div></div>
Not Applicable	1		

15. I received an adequate orientation to Blackboard.

Response	Frequency	Percent	Mean: 3.85
Agree	50	90.91	<div><div></div></div>
Sometimes Agree	3	5.45	<div><div></div></div>
Sometimes Disagree	1	1.82	<div><div></div></div>
Disagree	1	1.82	<div><div></div></div>
Not Applicable	3		

10. I have improved my understanding of concepts and principles related to patient care by the instructors' presentations.

Response	Frequency	Percent	Mean: 3.68
Agree	45	80.36	<div><div></div></div>
Sometimes Agree	7	12.50	<div><div></div></div>
Sometimes Disagree	1	1.79	<div><div></div></div>
Disagree	3	5.36	<div><div></div></div>
Not Applicable	2		

12. Learning resources are current, comprehensive, use contemporary technology, accessible and available in a timely manner.

Response	Frequency	Percent	Mean: 3.84
Agree	50	89.29	<div><div></div></div>
Sometimes Agree	3	5.36	<div><div></div></div>
Sometimes Disagree	3	5.36	<div><div></div></div>
Disagree	0	0.00	<div><div></div></div>
Not Applicable	2		

14. Support for accessing Blackboard was available if I needed it.

Response	Frequency	Percent	Mean: 3.85
Agree	47	90.38	<div><div></div></div>
Sometimes Agree	3	5.77	<div><div></div></div>
Sometimes Disagree	1	1.92	<div><div></div></div>
Disagree	1	1.92	<div><div></div></div>
Not Applicable	5		

16. The Medical-Surgical Textbook was easy to understand and provided adequate information to meet the course objectives.

Response	Frequency	Percent	Mean: 3.82
Agree	49	85.96	<div><div></div></div>
Sometimes Agree	7	12.28	<div><div></div></div>
Sometimes Disagree	0	0.00	<div><div></div></div>
Disagree	1	1.75	<div><div></div></div>
Not Applicable	1		

17. The Pediatric/Obstetrics Textbook was easy to understand and provided adequate information to meet the course objectives.

Response	Frequency	Percent	Mean: 3.82
Agree	47	82.46	<div><div></div></div>
Sometimes Agree	10	17.54	<div><div></div></div>
Sometimes Disagree	0	0.00	<div><div></div></div>
Disagree	0	0.00	<div><div></div></div>
Not Applicable 1			

18. The Psychiatric Textbook was easy to understand and provided adequate information to meet the course objectives.

Response	Frequency	Percent	Mean: 3.64
Agree	43	76.79	<div><div></div></div>
Sometimes Agree	9	16.07	<div><div></div></div>
Sometimes Disagree	1	1.79	<div><div></div></div>
Disagree	3	5.36	<div><div></div></div>
Not Applicable 2			

19. The Pharmacology Textbook was easy to understand and provided adequate information to meet the course objectives.

Response	Frequency	Percent	Mean: 3.19
Agree	34	59.65	<div><div></div></div>
Sometimes Agree	9	15.79	<div><div></div></div>
Sometimes Disagree	5	8.77	<div><div></div></div>
Disagree	9	15.79	<div><div></div></div>
Not Applicable 1			

20. The Fundamentals Textbook was easy to understand and provided adequate information to meet the course objectives.

Response	Frequency	Percent	Mean: 3.84
Agree	48	84.21	<div><div></div></div>
Sometimes Agree	9	15.79	<div><div></div></div>
Sometimes Disagree	0	0.00	<div><div></div></div>
Disagree	0	0.00	<div><div></div></div>
Not Applicable 1			

21. The Health Assessment Textbook was easy to understand and provided adequate information to meet the course objectives.

Response	Frequency	Percent	Mean: 3.78
Agree	46	83.64	<div><div></div></div>
Sometimes Agree	7	12.73	<div><div></div></div>
Sometimes Disagree	1	1.82	<div><div></div></div>
Disagree	1	1.82	<div><div></div></div>
Not Applicable 3			

22. The Trends & Issues Textbook was easy to understand and provided adequate information to meet the course objectives.

Response	Frequency	Percent	Mean: 3.66
Agree	37	78.72	<div><div></div></div>
Sometimes Agree	6	12.77	<div><div></div></div>
Sometimes Disagree	2	4.26	<div><div></div></div>
Disagree	2	4.26	<div><div></div></div>
Not Applicable 11			





23. The E-books were easy to navigate and helpful to me during the semester.

Response	Frequency	Percent	Mean: 3.74
Agree	37	78.72	<div><div></div></div>
Sometimes Agree	9	19.15	<div><div></div></div>
Sometimes Disagree	0	0.00	<div><div></div></div>
Disagree	1	2.13	<div><div></div></div>
Not Applicable 11			





24. Nursing Concepts on-line was helpful for me this semester.

Response	Frequency	Percent	Mean: 3.71
Agree	44	80.00	<div><div></div></div>
Sometimes Agree	8	14.55	<div><div></div></div>
Sometimes Disagree	1	1.82	<div><div></div></div>
Disagree	2	3.64	<div><div></div></div>
Not Applicable 3			





25. The Elsevier Adaptive Quizzing helped me to develop my nursing knowledge and clinical judgment.

Response	Frequency	Percent	Mean: 3.59
Agree	43	76.79	
Sometimes Agree	7	12.50	
Sometimes Disagree	2	3.57	
Disagree	4	7.14	
Not Applicable	2		





27. The Pharmacology on-line course helped me understand pharmacology.

Response	Frequency	Percent	Mean: 3.37
Agree	36	70.59	
Sometimes Agree	4	7.84	
Sometimes Disagree	5	9.80	
Disagree	6	11.76	
Not Applicable	7		

26. The SimChart Electronic Health Record (EHR) helped me to develop my documentation skills.

Response	Frequency	Percent	Mean: 3.24
Agree	38	65.52	
Sometimes Agree	4	6.90	
Sometimes Disagree	8	13.79	
Disagree	8	13.79	
Not Applicable	0		

28. The semester syllabus was easy to understand and provided adequate information to guide my progress through the semester.

Response	Frequency	Percent	Mean: 3.67
Agree	46	79.31	
Sometimes Agree	7	12.07	
Sometimes Disagree	3	5.17	
Disagree	2	3.45	
Not Applicable	0		

Trinity Valley Community College

ADN Level III

Facilities

Baylor Scott & White - Sunnyvale

29. I felt welcomed at the clinical site by the nurses.

Response	Frequency	Percent	Mean: 3.58
Agree	9	75.00	<div><div></div></div>
Sometimes	2	16.67	<div><div></div></div>
Agree			
Sometimes	0	0.00	<div><div></div></div>
Disagree			
Disagree	1	8.33	<div><div></div></div>
Not Applicable 0			

30. My primary nurses or preceptors communicated adequately with me with regards to my patients.

Response	Frequency	Percent	Mean: 3.67
Agree	10	83.33	<div><div></div></div>
Sometimes	1	8.33	<div><div></div></div>
Agree			
Sometimes	0	0.00	<div><div></div></div>
Disagree			
Disagree	1	8.33	<div><div></div></div>
Not Applicable 0			

31. My primary nurses or preceptors demonstrated professional behaviors.

Response	Frequency	Percent	Mean: 3.67
Agree	10	83.33	<div><div></div></div>
Sometimes	1	8.33	<div><div></div></div>
Agree			
Sometimes	0	0.00	<div><div></div></div>
Disagree			
Disagree	1	8.33	<div><div></div></div>
Not Applicable 0			

32. My primary nurses or preceptors provided safe, competent patient care.

Response	Frequency	Percent	Mean: 3.75
Agree	10	83.33	<div><div></div></div>
Sometimes	1	8.33	<div><div></div></div>
Agree			
Sometimes	1	8.33	<div><div></div></div>
Disagree			
Disagree	0	0.00	<div><div></div></div>
Not Applicable 0			

33. My primary nurses or preceptors gave me constructive feedback regarding my performance.

Response	Frequency	Percent	Mean: 3.58
Agree	9	75.00	<div><div></div></div>
Sometimes	2	16.67	<div><div></div></div>
Agree			
Sometimes	0	0.00	<div><div></div></div>
Disagree			
Disagree	1	8.33	<div><div></div></div>
Not Applicable 0			

34. My preceptors were available to answer questions and observe skills.

Response	Frequency	Percent	Mean: 3.75
Agree	9	75.00	<div><div></div></div>
Sometimes	3	25.00	<div><div></div></div>
Agree			
Sometimes	0	0.00	<div><div></div></div>
Disagree			
Disagree	0	0.00	<div><div></div></div>
Not Applicable 0			

35. During my rotation, I had the opportunity to make clinical decisions for my patients.

Response	Frequency	Percent	Mean: 3.42
Agree	8	66.67	<div><div></div></div>
Sometimes	2	16.67	<div><div></div></div>
Agree			
Sometimes	1	8.33	<div><div></div></div>
Disagree			
Disagree	1	8.33	<div><div></div></div>
Not Applicable 0			

36. During my rotation, I was able to perform a variety of skills.

Response	Frequency	Percent	Mean: 3.50
Agree	8	66.67	<div><div></div></div>
Sometimes	2	16.67	<div><div></div></div>
Agree			
Sometimes	2	16.67	<div><div></div></div>
Disagree			
Disagree	0	0.00	<div><div></div></div>
Not Applicable 0			

37. During my rotation, I was able to implement client teaching.

Response	Frequency	Percent	Mean: 3.50
Agree	8	66.67	<div><div></div></div>
Sometimes	3	25.00	<div><div></div></div>
Agree			
Sometimes	0	0.00	<div><div></div></div>
Disagree			
Disagree	1	8.33	<div><div></div></div>
Not Applicable 0			

39. During my rotation, I was able to document on the client's electronic health record.

Response	Frequency	Percent	Mean: 3.33
Agree	9	75.00	<div><div></div></div>
Sometimes	0	0.00	<div><div></div></div>
Agree			
Sometimes	1	8.33	<div><div></div></div>
Disagree			
Disagree	2	16.67	<div><div></div></div>
Not Applicable 0			

41. During my clinical I had sufficient opportunities (quality and quantity) to meet course objectives.

Response	Frequency	Percent	Mean: 3.50
Agree	9	75.00	<div><div></div></div>
Sometimes	1	8.33	<div><div></div></div>
Agree			
Sometimes	1	8.33	<div><div></div></div>
Disagree			
Disagree	1	8.33	<div><div></div></div>
Not Applicable 0			

43. I had an overall positive learning experience at my clinical rotation.

Response	Frequency	Percent	Mean: 3.75
Agree	10	83.33	<div><div></div></div>
Sometimes	1	8.33	<div><div></div></div>
Agree			
Sometimes	1	8.33	<div><div></div></div>
Disagree			
Disagree	0	0.00	<div><div></div></div>
Not Applicable 0			

38. During my rotation, I was able to interact with other disciplines.

Response	Frequency	Percent	Mean: 3.33
Agree	9	75.00	<div><div></div></div>
Sometimes	0	0.00	<div><div></div></div>
Agree			
Sometimes	1	8.33	<div><div></div></div>
Disagree			
Disagree	2	16.67	<div><div></div></div>
Not Applicable 0			

40. The facility provided an adequate orientation.

Response	Frequency	Percent	Mean: 3.92
Agree	11	91.67	<div><div></div></div>
Sometimes	1	8.33	<div><div></div></div>
Agree			
Sometimes	0	0.00	<div><div></div></div>
Disagree			
Disagree	0	0.00	<div><div></div></div>
Not Applicable 0			

42. During my rotation, I was able to gain a deeper understanding of the selected concepts of the week.

Response	Frequency	Percent	Mean: 3.42
Agree	7	58.33	<div><div></div></div>
Sometimes	3	25.00	<div><div></div></div>
Agree			
Sometimes	2	16.67	<div><div></div></div>
Disagree			
Disagree	0	0.00	<div><div></div></div>
Not Applicable 0			

Trinity Valley Community College

ADN Level III

Facilities

Baylor White & Scott - Lake Pointe

29. I felt welcomed at the clinical site by the nurses.

Response	Frequency	Percent	Mean: 3.72
Agree	15	83.33	<div><div></div></div>
Sometimes	2	11.11	<div><div></div></div>
Agree			
Sometimes	0	0.00	<div><div></div></div>
Disagree			
Disagree	1	5.56	<div><div></div></div>
Not Applicable 0			

30. My primary nurses or preceptors communicated adequately with me with regards to my patients.

Response	Frequency	Percent	Mean: 3.83
Agree	16	88.89	<div><div></div></div>
Sometimes	1	5.56	<div><div></div></div>
Agree			
Sometimes	1	5.56	<div><div></div></div>
Disagree			
Disagree	0	0.00	<div><div></div></div>
Not Applicable 0			

31. My primary nurses or preceptors demonstrated professional behaviors.

Response	Frequency	Percent	Mean: 3.94
Agree	17	94.44	<div><div></div></div>
Sometimes	1	5.56	<div><div></div></div>
Agree			
Sometimes	0	0.00	<div><div></div></div>
Disagree			
Disagree	0	0.00	<div><div></div></div>
Not Applicable 0			

32. My primary nurses or preceptors provided safe, competent patient care.

Response	Frequency	Percent	Mean: 3.94
Agree	17	94.44	<div><div></div></div>
Sometimes	1	5.56	<div><div></div></div>
Agree			
Sometimes	0	0.00	<div><div></div></div>
Disagree			
Disagree	0	0.00	<div><div></div></div>
Not Applicable 0			

33. My primary nurses or preceptors gave me constructive feedback regarding my performance.

Response	Frequency	Percent	Mean: 3.89
Agree	16	88.89	<div><div></div></div>
Sometimes	2	11.11	<div><div></div></div>
Agree			
Sometimes	0	0.00	<div><div></div></div>
Disagree			
Disagree	0	0.00	<div><div></div></div>
Not Applicable 0			

34. My preceptors were available to answer questions and observe skills.

Response	Frequency	Percent	Mean: 3.94
Agree	17	94.44	<div><div></div></div>
Sometimes	1	5.56	<div><div></div></div>
Agree			
Sometimes	0	0.00	<div><div></div></div>
Disagree			
Disagree	0	0.00	<div><div></div></div>
Not Applicable 0			

35. During my rotation, I had the opportunity to make clinical decisions for my patients.

Response	Frequency	Percent	Mean: 4.00
Agree	18	100.00	<div><div></div></div>
Sometimes	0	0.00	<div><div></div></div>
Agree			
Sometimes	0	0.00	<div><div></div></div>
Disagree			
Disagree	0	0.00	<div><div></div></div>
Not Applicable 0			

36. During my rotation, I was able to perform a variety of skills.

Response	Frequency	Percent	Mean: 3.78
Agree	15	83.33	<div><div></div></div>
Sometimes	2	11.11	<div><div></div></div>
Agree			
Sometimes	1	5.56	<div><div></div></div>
Disagree			
Disagree	0	0.00	<div><div></div></div>
Not Applicable 0			

37. During my rotation, I was able to implement client teaching.

Response	Frequency	Percent	Mean: 3.94
Agree	17	94.44	<div><div></div></div>
Sometimes	1	5.56	<div><div></div></div>
Agree			
Sometimes	0	0.00	<div><div></div></div>
Disagree			
Disagree	0	0.00	<div><div></div></div>
Not Applicable	0		

39. During my rotation, I was able to document on the client's electronic health record.

Response	Frequency	Percent	Mean: 4.00
Agree	18	100.00	<div><div></div></div>
Sometimes	0	0.00	<div><div></div></div>
Agree			
Sometimes	0	0.00	<div><div></div></div>
Disagree			
Disagree	0	0.00	<div><div></div></div>
Not Applicable	0		

41. During my clinical I had sufficient opportunities (quality and quantity) to meet course objectives.

Response	Frequency	Percent	Mean: 3.89
Agree	16	88.89	<div><div></div></div>
Sometimes	2	11.11	<div><div></div></div>
Agree			
Sometimes	0	0.00	<div><div></div></div>
Disagree			
Disagree	0	0.00	<div><div></div></div>
Not Applicable	0		

43. I had an overall positive learning experience at my clinical rotation.

Response	Frequency	Percent	Mean: 3.94
Agree	17	94.44	<div><div></div></div>
Sometimes	1	5.56	<div><div></div></div>
Agree			
Sometimes	0	0.00	<div><div></div></div>
Disagree			
Disagree	0	0.00	<div><div></div></div>
Not Applicable	0		

38. During my rotation, I was able to interact with other disciplines.

Response	Frequency	Percent	Mean: 3.94
Agree	17	94.44	<div><div></div></div>
Sometimes	1	5.56	<div><div></div></div>
Agree			
Sometimes	0	0.00	<div><div></div></div>
Disagree			
Disagree	0	0.00	<div><div></div></div>
Not Applicable	0		

40. The facility provided an adequate orientation.

Response	Frequency	Percent	Mean: 3.83
Agree	16	88.89	<div><div></div></div>
Sometimes	1	5.56	<div><div></div></div>
Agree			
Sometimes	1	5.56	<div><div></div></div>
Disagree			
Disagree	0	0.00	<div><div></div></div>
Not Applicable	0		

42. During my rotation, I was able to gain a deeper understanding of the selected concepts of the week.

Response	Frequency	Percent	Mean: 3.94
Agree	17	94.44	<div><div></div></div>
Sometimes	1	5.56	<div><div></div></div>
Agree			
Sometimes	0	0.00	<div><div></div></div>
Disagree			
Disagree	0	0.00	<div><div></div></div>
Not Applicable	0		

Trinity Valley Community College

ADN Level III

Facilities

East Texas Medical Center Athens

29. I felt welcomed at the clinical site by the nurses.

Response	Frequency	Percent	Mean: 3.20
Agree	2	40.00	<div><div></div></div>
Sometimes	2	40.00	<div><div></div></div>
Agree			
Sometimes	1	20.00	<div><div></div></div>
Disagree			
Disagree	0	0.00	<div><div></div></div>
Not Applicable 0			

30. My primary nurses or preceptors communicated adequately with me with regards to my patients.

Response	Frequency	Percent	Mean: 3.40
Agree	2	40.00	<div><div></div></div>
Sometimes	3	60.00	<div><div></div></div>
Agree			
Sometimes	0	0.00	<div><div></div></div>
Disagree			
Disagree	0	0.00	<div><div></div></div>
Not Applicable 0			

31. My primary nurses or preceptors demonstrated professional behaviors.

Response	Frequency	Percent	Mean: 3.40
Agree	2	40.00	<div><div></div></div>
Sometimes	3	60.00	<div><div></div></div>
Agree			
Sometimes	0	0.00	<div><div></div></div>
Disagree			
Disagree	0	0.00	<div><div></div></div>
Not Applicable 0			

32. My primary nurses or preceptors provided safe, competent patient care.

Response	Frequency	Percent	Mean: 3.40
Agree	2	40.00	<div><div></div></div>
Sometimes	3	60.00	<div><div></div></div>
Agree			
Sometimes	0	0.00	<div><div></div></div>
Disagree			
Disagree	0	0.00	<div><div></div></div>
Not Applicable 0			

33. My primary nurses or preceptors gave me constructive feedback regarding my performance.

Response	Frequency	Percent	Mean: 3.40
Agree	3	60.00	<div><div></div></div>
Sometimes	1	20.00	<div><div></div></div>
Agree			
Sometimes	1	20.00	<div><div></div></div>
Disagree			
Disagree	0	0.00	<div><div></div></div>
Not Applicable 0			

34. My preceptors were available to answer questions and observe skills.

Response	Frequency	Percent	Mean: 3.60
Agree	3	60.00	<div><div></div></div>
Sometimes	2	40.00	<div><div></div></div>
Agree			
Sometimes	0	0.00	<div><div></div></div>
Disagree			
Disagree	0	0.00	<div><div></div></div>
Not Applicable 0			

35. During my rotation, I had the opportunity to make clinical decisions for my patients.

Response	Frequency	Percent	Mean: 3.60
Agree	3	60.00	<div><div></div></div>
Sometimes	2	40.00	<div><div></div></div>
Agree			
Sometimes	0	0.00	<div><div></div></div>
Disagree			
Disagree	0	0.00	<div><div></div></div>
Not Applicable 0			

36. During my rotation, I was able to perform a variety of skills.

Response	Frequency	Percent	Mean: 3.60
Agree	3	60.00	<div><div></div></div>
Sometimes	2	40.00	<div><div></div></div>
Agree			
Sometimes	0	0.00	<div><div></div></div>
Disagree			
Disagree	0	0.00	<div><div></div></div>
Not Applicable 0			

37. During my rotation, I was able to implement client teaching.

Response	Frequency	Percent	Mean: 3.60
Agree	3	60.00	<div><div></div></div>
Sometimes	2	40.00	<div><div></div></div>
Agree			
Sometimes	0	0.00	<div><div></div></div>
Disagree			
Disagree	0	0.00	<div><div></div></div>
Not Applicable	0		

39. During my rotation, I was able to document on the client's electronic health record.

Response	Frequency	Percent	Mean: 3.80
Agree	4	80.00	<div><div></div></div>
Sometimes	1	20.00	<div><div></div></div>
Agree			
Sometimes	0	0.00	<div><div></div></div>
Disagree			
Disagree	0	0.00	<div><div></div></div>
Not Applicable	0		

41. During my clinical I had sufficient opportunities (quality and quantity) to meet course objectives.

Response	Frequency	Percent	Mean: 3.80
Agree	4	80.00	<div><div></div></div>
Sometimes	1	20.00	<div><div></div></div>
Agree			
Sometimes	0	0.00	<div><div></div></div>
Disagree			
Disagree	0	0.00	<div><div></div></div>
Not Applicable	0		

43. I had an overall positive learning experience at my clinical rotation.

Response	Frequency	Percent	Mean: 3.80
Agree	4	80.00	<div><div></div></div>
Sometimes	1	20.00	<div><div></div></div>
Agree			
Sometimes	0	0.00	<div><div></div></div>
Disagree			
Disagree	0	0.00	<div><div></div></div>
Not Applicable	0		

38. During my rotation, I was able to interact with other disciplines.

Response	Frequency	Percent	Mean: 3.60
Agree	3	60.00	<div><div></div></div>
Sometimes	2	40.00	<div><div></div></div>
Agree			
Sometimes	0	0.00	<div><div></div></div>
Disagree			
Disagree	0	0.00	<div><div></div></div>
Not Applicable	0		

40. The facility provided an adequate orientation.

Response	Frequency	Percent	Mean: 3.60
Agree	3	60.00	<div><div></div></div>
Sometimes	2	40.00	<div><div></div></div>
Agree			
Sometimes	0	0.00	<div><div></div></div>
Disagree			
Disagree	0	0.00	<div><div></div></div>
Not Applicable	0		

42. During my rotation, I was able to gain a deeper understanding of the selected concepts of the week.

Response	Frequency	Percent	Mean: 3.80
Agree	4	80.00	<div><div></div></div>
Sometimes	1	20.00	<div><div></div></div>
Agree			
Sometimes	0	0.00	<div><div></div></div>
Disagree			
Disagree	0	0.00	<div><div></div></div>
Not Applicable	0		

Trinity Valley Community College

ADN Level III

Facilities

Hunt Regional Healthcare - Greenville

29. I felt welcomed at the clinical site by the nurses.

Response	Frequency	Percent	Mean: 3.73
Agree	9	81.82	<div><div></div></div>
Sometimes	1	9.09	<div><div></div></div>
Agree			
Sometimes	1	9.09	<div><div></div></div>
Disagree			
Disagree	0	0.00	<div><div></div></div>
Not Applicable 0			

30. My primary nurses or preceptors communicated adequately with me with regards to my patients.

Response	Frequency	Percent	Mean: 3.73
Agree	9	81.82	<div><div></div></div>
Sometimes	1	9.09	<div><div></div></div>
Agree			
Sometimes	1	9.09	<div><div></div></div>
Disagree			
Disagree	0	0.00	<div><div></div></div>
Not Applicable 0			

31. My primary nurses or preceptors demonstrated professional behaviors.

Response	Frequency	Percent	Mean: 3.73
Agree	9	81.82	<div><div></div></div>
Sometimes	1	9.09	<div><div></div></div>
Agree			
Sometimes	1	9.09	<div><div></div></div>
Disagree			
Disagree	0	0.00	<div><div></div></div>
Not Applicable 0			

32. My primary nurses or preceptors provided safe, competent patient care.

Response	Frequency	Percent	Mean: 4.00
Agree	10	100.00	<div><div></div></div>
Sometimes	0	0.00	<div><div></div></div>
Agree			
Sometimes	0	0.00	<div><div></div></div>
Disagree			
Disagree	0	0.00	<div><div></div></div>
Not Applicable 0			

33. My primary nurses or preceptors gave me constructive feedback regarding my performance.

Response	Frequency	Percent	Mean: 3.82
Agree	10	90.91	<div><div></div></div>
Sometimes	0	0.00	<div><div></div></div>
Agree			
Sometimes	1	9.09	<div><div></div></div>
Disagree			
Disagree	0	0.00	<div><div></div></div>
Not Applicable 0			

34. My preceptors were available to answer questions and observe skills.

Response	Frequency	Percent	Mean: 3.73
Agree	9	81.82	<div><div></div></div>
Sometimes	1	9.09	<div><div></div></div>
Agree			
Sometimes	1	9.09	<div><div></div></div>
Disagree			
Disagree	0	0.00	<div><div></div></div>
Not Applicable 0			

35. During my rotation, I had the opportunity to make clinical decisions for my patients.

Response	Frequency	Percent	Mean: 3.91
Agree	10	90.91	<div><div></div></div>
Sometimes	1	9.09	<div><div></div></div>
Agree			
Sometimes	0	0.00	<div><div></div></div>
Disagree			
Disagree	0	0.00	<div><div></div></div>
Not Applicable 0			

36. During my rotation, I was able to perform a variety of skills.

Response	Frequency	Percent	Mean: 4.00
Agree	11	100.00	<div><div></div></div>
Sometimes	0	0.00	<div><div></div></div>
Agree			
Sometimes	0	0.00	<div><div></div></div>
Disagree			
Disagree	0	0.00	<div><div></div></div>
Not Applicable 0			

37. During my rotation, I was able to implement client teaching.

Response	Frequency	Percent	Mean: 3.91
Agree	10	90.91	<div><div></div></div>
Sometimes	1	9.09	<div><div></div></div>
Agree			
Sometimes	0	0.00	<div><div></div></div>
Disagree			
Disagree	0	0.00	<div><div></div></div>
Not Applicable	0		

39. During my rotation, I was able to document on the client's electronic health record.

Response	Frequency	Percent	Mean: 4.00
Agree	11	100.00	<div><div></div></div>
Sometimes	0	0.00	<div><div></div></div>
Agree			
Sometimes	0	0.00	<div><div></div></div>
Disagree			
Disagree	0	0.00	<div><div></div></div>
Not Applicable	0		

41. During my clinical I had sufficient opportunities (quality and quantity) to meet course objectives.

Response	Frequency	Percent	Mean: 3.91
Agree	10	90.91	<div><div></div></div>
Sometimes	1	9.09	<div><div></div></div>
Agree			
Sometimes	0	0.00	<div><div></div></div>
Disagree			
Disagree	0	0.00	<div><div></div></div>
Not Applicable	0		

43. I had an overall positive learning experience at my clinical rotation.

Response	Frequency	Percent	Mean: 3.91
Agree	10	90.91	<div><div></div></div>
Sometimes	1	9.09	<div><div></div></div>
Agree			
Sometimes	0	0.00	<div><div></div></div>
Disagree			
Disagree	0	0.00	<div><div></div></div>
Not Applicable	0		

38. During my rotation, I was able to interact with other disciplines.

Response	Frequency	Percent	Mean: 3.91
Agree	10	90.91	<div><div></div></div>
Sometimes	1	9.09	<div><div></div></div>
Agree			
Sometimes	0	0.00	<div><div></div></div>
Disagree			
Disagree	0	0.00	<div><div></div></div>
Not Applicable	0		

40. The facility provided an adequate orientation.

Response	Frequency	Percent	Mean: 3.55
Agree	8	72.73	<div><div></div></div>
Sometimes	2	18.18	<div><div></div></div>
Agree			
Sometimes	0	0.00	<div><div></div></div>
Disagree			
Disagree	1	9.09	<div><div></div></div>
Not Applicable	0		

42. During my rotation, I was able to gain a deeper understanding of the selected concepts of the week.

Response	Frequency	Percent	Mean: 3.91
Agree	10	90.91	<div><div></div></div>
Sometimes	1	9.09	<div><div></div></div>
Agree			
Sometimes	0	0.00	<div><div></div></div>
Disagree			
Disagree	0	0.00	<div><div></div></div>
Not Applicable	0		

Trinity Valley Community College

ADN Level III

Facilities

Texas Health Presbyterian Hospital of K

29. I felt welcomed at the clinical site by the nurses.

Response	Frequency	Percent	Mean: 3.08
Agree	6	50.00	<div><div></div></div>
Sometimes	3	25.00	<div><div></div></div>
Agree			
Sometimes	1	8.33	<div><div></div></div>
Disagree			
Disagree	2	16.67	<div><div></div></div>
Not Applicable 0			

30. My primary nurses or preceptors communicated adequately with me with regards to my patients.

Response	Frequency	Percent	Mean: 3.42
Agree	8	66.67	<div><div></div></div>
Sometimes	2	16.67	<div><div></div></div>
Agree			
Sometimes	1	8.33	<div><div></div></div>
Disagree			
Disagree	1	8.33	<div><div></div></div>
Not Applicable 0			

31. My primary nurses or preceptors demonstrated professional behaviors.

Response	Frequency	Percent	Mean: 3.42
Agree	9	75.00	<div><div></div></div>
Sometimes	1	8.33	<div><div></div></div>
Agree			
Sometimes	0	0.00	<div><div></div></div>
Disagree			
Disagree	2	16.67	<div><div></div></div>
Not Applicable 0			

32. My primary nurses or preceptors provided safe, competent patient care.

Response	Frequency	Percent	Mean: 3.92
Agree	11	91.67	<div><div></div></div>
Sometimes	1	8.33	<div><div></div></div>
Agree			
Sometimes	0	0.00	<div><div></div></div>
Disagree			
Disagree	0	0.00	<div><div></div></div>
Not Applicable 0			

33. My primary nurses or preceptors gave me constructive feedback regarding my performance.

Response	Frequency	Percent	Mean: 3.75
Agree	9	75.00	<div><div></div></div>
Sometimes	3	25.00	<div><div></div></div>
Agree			
Sometimes	0	0.00	<div><div></div></div>
Disagree			
Disagree	0	0.00	<div><div></div></div>
Not Applicable 0			

34. My preceptors were available to answer questions and observe skills.

Response	Frequency	Percent	Mean: 3.91
Agree	10	90.91	<div><div></div></div>
Sometimes	1	9.09	<div><div></div></div>
Agree			
Sometimes	0	0.00	<div><div></div></div>
Disagree			
Disagree	0	0.00	<div><div></div></div>
Not Applicable 1			

35. During my rotation, I had the opportunity to make clinical decisions for my patients.

Response	Frequency	Percent	Mean: 4.00
Agree	11	100.00	<div><div></div></div>
Sometimes	0	0.00	<div><div></div></div>
Agree			
Sometimes	0	0.00	<div><div></div></div>
Disagree			
Disagree	0	0.00	<div><div></div></div>
Not Applicable 1			

36. During my rotation, I was able to perform a variety of skills.

Response	Frequency	Percent	Mean: 3.55
Agree	8	72.73	<div><div></div></div>
Sometimes	2	18.18	<div><div></div></div>
Agree			
Sometimes	0	0.00	<div><div></div></div>
Disagree			
Disagree	1	9.09	<div><div></div></div>
Not Applicable 1			

37. During my rotation, I was able to implement client teaching.

Response	Frequency	Percent	Mean: 3.82
Agree	9	81.82	<div><div></div></div>
Sometimes	2	18.18	<div><div></div></div>
Agree			
Sometimes	0	0.00	<div><div></div></div>
Disagree			
Disagree	0	0.00	<div><div></div></div>
Not Applicable 1			

39. During my rotation, I was able to document on the client's electronic health record.

Response	Frequency	Percent	Mean: 4.00
Agree	11	100.00	<div><div></div></div>
Sometimes	0	0.00	<div><div></div></div>
Agree			
Sometimes	0	0.00	<div><div></div></div>
Disagree			
Disagree	0	0.00	<div><div></div></div>
Not Applicable 1			

41. During my clinical I had sufficient opportunities (quality and quantity) to meet course objectives.

Response	Frequency	Percent	Mean: 3.67
Agree	8	66.67	<div><div></div></div>
Sometimes	4	33.33	<div><div></div></div>
Agree			
Sometimes	0	0.00	<div><div></div></div>
Disagree			
Disagree	0	0.00	<div><div></div></div>
Not Applicable 0			

43. I had an overall positive learning experience at my clinical rotation.

Response	Frequency	Percent	Mean: 3.82
Agree	9	81.82	<div><div></div></div>
Sometimes	2	18.18	<div><div></div></div>
Agree			
Sometimes	0	0.00	<div><div></div></div>
Disagree			
Disagree	0	0.00	<div><div></div></div>
Not Applicable 1			

38. During my rotation, I was able to interact with other disciplines.

Response	Frequency	Percent	Mean: 3.73
Agree	8	72.73	<div><div></div></div>
Sometimes	3	27.27	<div><div></div></div>
Agree			
Sometimes	0	0.00	<div><div></div></div>
Disagree			
Disagree	0	0.00	<div><div></div></div>
Not Applicable 1			

40. The facility provided an adequate orientation.

Response	Frequency	Percent	Mean: 3.67
Agree	10	83.33	<div><div></div></div>
Sometimes	1	8.33	<div><div></div></div>
Agree			
Sometimes	0	0.00	<div><div></div></div>
Disagree			
Disagree	1	8.33	<div><div></div></div>
Not Applicable 0			

42. During my rotation, I was able to gain a deeper understanding of the selected concepts of the week.

Response	Frequency	Percent	Mean: 3.45
Agree	7	63.64	<div><div></div></div>
Sometimes	3	27.27	<div><div></div></div>
Agree			
Sometimes	0	0.00	<div><div></div></div>
Disagree			
Disagree	1	9.09	<div><div></div></div>
Not Applicable 1			

Trinity Valley Community College

ADN Level III

Instructors

Christi Doherty

44. My clinical instructor was on time for clinical.

Response	Frequency	Percent	Mean: 4.00
Agree	3	100.00	
Sometimes	0	0.00	
Agree			
Sometimes	0	0.00	
Disagree			
Disagree	0	0.00	
Not Applicable	0		

45. My clinical instructor encouraged me to make clinical judgments.

Response	Frequency	Percent	Mean: 4.00
Agree	3	100.00	
Sometimes	0	0.00	
Agree			
Sometimes	0	0.00	
Disagree			
Disagree	0	0.00	
Not Applicable	0		

46. My clinical instructor promoted an environment in which I felt respected.

Response	Frequency	Percent	Mean: 4.00
Agree	3	100.00	
Sometimes	0	0.00	
Agree			
Sometimes	0	0.00	
Disagree			
Disagree	0	0.00	
Not Applicable	0		

47. My clinical instructor demonstrated evidence of current nursing knowledge.

Response	Frequency	Percent	Mean: 4.00
Agree	3	100.00	
Sometimes	0	0.00	
Agree			
Sometimes	0	0.00	
Disagree			
Disagree	0	0.00	
Not Applicable	0		

48. My clinical instructor demonstrated evidence of competency in nursing skills.

Response	Frequency	Percent	Mean: 4.00
Agree	3	100.00	
Sometimes	0	0.00	
Agree			
Sometimes	0	0.00	
Disagree			
Disagree	0	0.00	
Not Applicable	0		

49. My clinical instructor was available for the supervision of invasive skills.

Response	Frequency	Percent	Mean: 4.00
Agree	3	100.00	
Sometimes	0	0.00	
Agree			
Sometimes	0	0.00	
Disagree			
Disagree	0	0.00	
Not Applicable	0		

50. My clinical instructor provided me with constructive feedback on my progress in clinical.

Response	Frequency	Percent	Mean: 4.00
Agree	3	100.00	
Sometimes	0	0.00	
Agree			
Sometimes	0	0.00	
Disagree			
Disagree	0	0.00	
Not Applicable	0		

51. My clinical instructor facilitated post-conference to enhance meeting of clinical objectives.

Response	Frequency	Percent	Mean: 4.00
Agree	3	100.00	
Sometimes	0	0.00	
Agree			
Sometimes	0	0.00	
Disagree			
Disagree	0	0.00	
Not Applicable	0		

52. My clinical instructor facilitated post-conference so that my understanding of concepts was enhanced.

Response	Frequency	Percent	Mean: 4.00
Agree	3	100.00	
Sometimes	0	0.00	
Agree			
Sometimes	0	0.00	
Disagree			
Disagree	0	0.00	
<i>Not Applicable</i>	0		

53. My clinical instructor acted as a positive role model regarding patient safety, client advocacy, caring, cultural sensitivity, and collaboration.

Response	Frequency	Percent	Mean: 4.00
Agree	3	100.00	
Sometimes	0	0.00	
Agree			
Sometimes	0	0.00	
Disagree			
Disagree	0	0.00	
<i>Not Applicable</i>	0		

Trinity Valley Community College

ADN Level III

Instructors

Gail Ellis

44. My clinical instructor was on time for clinical.

Response	Frequency	Percent	Mean: 4.00
Agree	5	100.00	
Sometimes	0	0.00	
Agree			
Sometimes	0	0.00	
Disagree			
Disagree	0	0.00	
Not Applicable	0		

45. My clinical instructor encouraged me to make clinical judgments.

Response	Frequency	Percent	Mean: 4.00
Agree	5	100.00	
Sometimes	0	0.00	
Agree			
Sometimes	0	0.00	
Disagree			
Disagree	0	0.00	
Not Applicable	0		

46. My clinical instructor promoted an environment in which I felt respected.

Response	Frequency	Percent	Mean: 4.00
Agree	5	100.00	
Sometimes	0	0.00	
Agree			
Sometimes	0	0.00	
Disagree			
Disagree	0	0.00	
Not Applicable	0		

47. My clinical instructor demonstrated evidence of current nursing knowledge.

Response	Frequency	Percent	Mean: 4.00
Agree	5	100.00	
Sometimes	0	0.00	
Agree			
Sometimes	0	0.00	
Disagree			
Disagree	0	0.00	
Not Applicable	0		

48. My clinical instructor demonstrated evidence of competency in nursing skills.

Response	Frequency	Percent	Mean: 4.00
Agree	5	100.00	
Sometimes	0	0.00	
Agree			
Sometimes	0	0.00	
Disagree			
Disagree	0	0.00	
Not Applicable	0		

49. My clinical instructor was available for the supervision of invasive skills.

Response	Frequency	Percent	Mean: 4.00
Agree	5	100.00	
Sometimes	0	0.00	
Agree			
Sometimes	0	0.00	
Disagree			
Disagree	0	0.00	
Not Applicable	0		

50. My clinical instructor provided me with constructive feedback on my progress in clinical.

Response	Frequency	Percent	Mean: 4.00
Agree	5	100.00	
Sometimes	0	0.00	
Agree			
Sometimes	0	0.00	
Disagree			
Disagree	0	0.00	
Not Applicable	0		

51. My clinical instructor facilitated post-conference to enhance meeting of clinical objectives.

Response	Frequency	Percent	Mean: 4.00
Agree	5	100.00	
Sometimes	0	0.00	
Agree			
Sometimes	0	0.00	
Disagree			
Disagree	0	0.00	
Not Applicable	0		

52. My clinical instructor facilitated post-conference so that my understanding of concepts was enhanced.

Response	Frequency	Percent	Mean: 4.00
Agree	5	100.00	
Sometimes	0	0.00	
Agree			
Sometimes	0	0.00	
Disagree			
Disagree	0	0.00	
<i>Not Applicable</i>	0		

53. My clinical instructor acted as a positive role model regarding patient safety, client advocacy, caring, cultural sensitivity, and collaboration.

Response	Frequency	Percent	Mean: 4.00
Agree	5	100.00	
Sometimes	0	0.00	
Agree			
Sometimes	0	0.00	
Disagree			
Disagree	0	0.00	
<i>Not Applicable</i>	0		

Trinity Valley Community College

ADN Level III

Instructors

Judy Callicoatt

44. My clinical instructor was on time for clinical.

Response	Frequency	Percent	Mean: 4.00
Agree	18	100.00	<div></div>
Sometimes	0	0.00	<div></div>
Agree			
Sometimes	0	0.00	<div></div>
Disagree			
Disagree	0	0.00	<div></div>
Not Applicable	0		

45. My clinical instructor encouraged me to make clinical judgments.

Response	Frequency	Percent	Mean: 4.00
Agree	18	100.00	<div></div>
Sometimes	0	0.00	<div></div>
Agree			
Sometimes	0	0.00	<div></div>
Disagree			
Disagree	0	0.00	<div></div>
Not Applicable	0		

46. My clinical instructor promoted an environment in which I felt respected.

Response	Frequency	Percent	Mean: 4.00
Agree	18	100.00	<div></div>
Sometimes	0	0.00	<div></div>
Agree			
Sometimes	0	0.00	<div></div>
Disagree			
Disagree	0	0.00	<div></div>
Not Applicable	0		

47. My clinical instructor demonstrated evidence of current nursing knowledge.

Response	Frequency	Percent	Mean: 4.00
Agree	18	100.00	<div></div>
Sometimes	0	0.00	<div></div>
Agree			
Sometimes	0	0.00	<div></div>
Disagree			
Disagree	0	0.00	<div></div>
Not Applicable	0		

48. My clinical instructor demonstrated evidence of competency in nursing skills.

Response	Frequency	Percent	Mean: 4.00
Agree	18	100.00	<div></div>
Sometimes	0	0.00	<div></div>
Agree			
Sometimes	0	0.00	<div></div>
Disagree			
Disagree	0	0.00	<div></div>
Not Applicable	0		

49. My clinical instructor was available for the supervision of invasive skills.

Response	Frequency	Percent	Mean: 4.00
Agree	18	100.00	<div></div>
Sometimes	0	0.00	<div></div>
Agree			
Sometimes	0	0.00	<div></div>
Disagree			
Disagree	0	0.00	<div></div>
Not Applicable	0		

50. My clinical instructor provided me with constructive feedback on my progress in clinical.

Response	Frequency	Percent	Mean: 3.83
Agree	17	94.44	<div></div>
Sometimes	0	0.00	<div></div>
Agree			
Sometimes	0	0.00	<div></div>
Disagree			
Disagree	1	5.56	<div></div>
Not Applicable	0		

51. My clinical instructor facilitated post-conference to enhance meeting of clinical objectives.

Response	Frequency	Percent	Mean: 4.00
Agree	18	100.00	<div></div>
Sometimes	0	0.00	<div></div>
Agree			
Sometimes	0	0.00	<div></div>
Disagree			
Disagree	0	0.00	<div></div>
Not Applicable	0		

52. My clinical instructor facilitated post-conference so that my understanding of concepts was enhanced.

Response	Frequency	Percent	Mean: 4.00
Agree	18	100.00	
Sometimes	0	0.00	
Agree			
Sometimes	0	0.00	
Disagree			
Disagree	0	0.00	
<i>Not Applicable</i>	0		

53. My clinical instructor acted as a positive role model regarding patient safety, client advocacy, caring, cultural sensitivity, and collaboration.

Response	Frequency	Percent	Mean: 4.00
Agree	18	100.00	
Sometimes	0	0.00	
Agree			
Sometimes	0	0.00	
Disagree			
Disagree	0	0.00	
<i>Not Applicable</i>	0		

Trinity Valley Community College

ADN Level III

Instructors

Kathy Colgrove

44. My clinical instructor was on time for clinical.

Response	Frequency	Percent	Mean: 4.00
Agree	6	100.00	<div></div>
Sometimes	0	0.00	<div></div>
Agree			
Sometimes	0	0.00	<div></div>
Disagree			
Disagree	0	0.00	<div></div>
Not Applicable	0		

45. My clinical instructor encouraged me to make clinical judgments.

Response	Frequency	Percent	Mean: 4.00
Agree	6	100.00	<div></div>
Sometimes	0	0.00	<div></div>
Agree			
Sometimes	0	0.00	<div></div>
Disagree			
Disagree	0	0.00	<div></div>
Not Applicable	0		

46. My clinical instructor promoted an environment in which I felt respected.

Response	Frequency	Percent	Mean: 4.00
Agree	6	100.00	<div></div>
Sometimes	0	0.00	<div></div>
Agree			
Sometimes	0	0.00	<div></div>
Disagree			
Disagree	0	0.00	<div></div>
Not Applicable	0		

47. My clinical instructor demonstrated evidence of current nursing knowledge.

Response	Frequency	Percent	Mean: 4.00
Agree	6	100.00	<div></div>
Sometimes	0	0.00	<div></div>
Agree			
Sometimes	0	0.00	<div></div>
Disagree			
Disagree	0	0.00	<div></div>
Not Applicable	0		

48. My clinical instructor demonstrated evidence of competency in nursing skills.

Response	Frequency	Percent	Mean: 4.00
Agree	6	100.00	<div></div>
Sometimes	0	0.00	<div></div>
Agree			
Sometimes	0	0.00	<div></div>
Disagree			
Disagree	0	0.00	<div></div>
Not Applicable	0		

49. My clinical instructor was available for the supervision of invasive skills.

Response	Frequency	Percent	Mean: 4.00
Agree	6	100.00	<div></div>
Sometimes	0	0.00	<div></div>
Agree			
Sometimes	0	0.00	<div></div>
Disagree			
Disagree	0	0.00	<div></div>
Not Applicable	0		

50. My clinical instructor provided me with constructive feedback on my progress in clinical.

Response	Frequency	Percent	Mean: 4.00
Agree	6	100.00	<div></div>
Sometimes	0	0.00	<div></div>
Agree			
Sometimes	0	0.00	<div></div>
Disagree			
Disagree	0	0.00	<div></div>
Not Applicable	0		

51. My clinical instructor facilitated post-conference to enhance meeting of clinical objectives.

Response	Frequency	Percent	Mean: 3.83
Agree	5	83.33	<div></div>
Sometimes	1	16.67	<div></div>
Agree			
Sometimes	0	0.00	<div></div>
Disagree			
Disagree	0	0.00	<div></div>
Not Applicable	0		

52. My clinical instructor facilitated post-conference so that my understanding of concepts was enhanced.

Response	Frequency	Percent	Mean: 3.83
Agree	5	83.33	<div><div></div></div>
Sometimes	1	16.67	<div><div></div></div>
Agree			
Sometimes	0	0.00	<div><div></div></div>
Disagree			
Disagree	0	0.00	<div><div></div></div>
<i>Not Applicable</i>	0		

53. My clinical instructor acted as a positive role model regarding patient safety, client advocacy, caring, cultural sensitivity, and collaboration.

Response	Frequency	Percent	Mean: 4.00
Agree	6	100.00	<div><div></div></div>
Sometimes	0	0.00	<div><div></div></div>
Agree			
Sometimes	0	0.00	<div><div></div></div>
Disagree			
Disagree	0	0.00	<div><div></div></div>
<i>Not Applicable</i>	0		

Trinity Valley Community College

ADN Level III

Instructors

Larry Eustace

44. My clinical instructor was on time for clinical.

Response	Frequency	Percent	Mean: 4.00
Agree	6	100.00	<div><div></div></div>
Sometimes	0	0.00	<div><div></div></div>
Agree			
Sometimes	0	0.00	<div><div></div></div>
Disagree			
Disagree	0	0.00	<div><div></div></div>
Not Applicable 0			

45. My clinical instructor encouraged me to make clinical judgments.

Response	Frequency	Percent	Mean: 3.83
Agree	5	83.33	<div><div></div></div>
Sometimes	1	16.67	<div><div></div></div>
Agree			
Sometimes	0	0.00	<div><div></div></div>
Disagree			
Disagree	0	0.00	<div><div></div></div>
Not Applicable 0			

46. My clinical instructor promoted an environment in which I felt respected.

Response	Frequency	Percent	Mean: 3.83
Agree	5	83.33	<div><div></div></div>
Sometimes	1	16.67	<div><div></div></div>
Agree			
Sometimes	0	0.00	<div><div></div></div>
Disagree			
Disagree	0	0.00	<div><div></div></div>
Not Applicable 0			

47. My clinical instructor demonstrated evidence of current nursing knowledge.

Response	Frequency	Percent	Mean: 4.00
Agree	6	100.00	<div><div></div></div>
Sometimes	0	0.00	<div><div></div></div>
Agree			
Sometimes	0	0.00	<div><div></div></div>
Disagree			
Disagree	0	0.00	<div><div></div></div>
Not Applicable 0			

48. My clinical instructor demonstrated evidence of competency in nursing skills.

Response	Frequency	Percent	Mean: 3.83
Agree	5	83.33	<div><div></div></div>
Sometimes	1	16.67	<div><div></div></div>
Agree			
Sometimes	0	0.00	<div><div></div></div>
Disagree			
Disagree	0	0.00	<div><div></div></div>
Not Applicable 0			

49. My clinical instructor was available for the supervision of invasive skills.

Response	Frequency	Percent	Mean: 3.50
Agree	4	66.67	<div><div></div></div>
Sometimes	1	16.67	<div><div></div></div>
Agree			
Sometimes	1	16.67	<div><div></div></div>
Disagree			
Disagree	0	0.00	<div><div></div></div>
Not Applicable 0			

50. My clinical instructor provided me with constructive feedback on my progress in clinical.

Response	Frequency	Percent	Mean: 4.00
Agree	6	100.00	<div><div></div></div>
Sometimes	0	0.00	<div><div></div></div>
Agree			
Sometimes	0	0.00	<div><div></div></div>
Disagree			
Disagree	0	0.00	<div><div></div></div>
Not Applicable 0			

51. My clinical instructor facilitated post-conference to enhance meeting of clinical objectives.

Response	Frequency	Percent	Mean: 3.50
Agree	5	83.33	<div><div></div></div>
Sometimes	0	0.00	<div><div></div></div>
Agree			
Sometimes	0	0.00	<div><div></div></div>
Disagree			
Disagree	1	16.67	<div><div></div></div>
Not Applicable 0			

52. My clinical instructor facilitated post-conference so that my understanding of concepts was enhanced.

Response	Frequency	Percent	Mean: 3.83
Agree	5	83.33	<div><div></div></div>
Sometimes	1	16.67	<div><div></div></div>
Agree			
Sometimes	0	0.00	<div><div></div></div>
Disagree			
Disagree	0	0.00	<div><div></div></div>
<i>Not Applicable</i>	0		

53. My clinical instructor acted as a positive role model regarding patient safety, client advocacy, caring, cultural sensitivity, and collaboration.

Response	Frequency	Percent	Mean: 4.00
Agree	6	100.00	<div><div></div></div>
Sometimes	0	0.00	<div><div></div></div>
Agree			
Sometimes	0	0.00	<div><div></div></div>
Disagree			
Disagree	0	0.00	<div><div></div></div>
<i>Not Applicable</i>	0		

Trinity Valley Community College

ADN Level III

Instructors

Lori Cook

44. My clinical instructor was on time for clinical.

Response	Frequency	Percent	Mean: 4.00
Agree	12	100.00	
Sometimes	0	0.00	
Agree			
Sometimes	0	0.00	
Disagree			
Disagree	0	0.00	
Not Applicable	0		

45. My clinical instructor encouraged me to make clinical judgments.

Response	Frequency	Percent	Mean: 4.00
Agree	12	100.00	
Sometimes	0	0.00	
Agree			
Sometimes	0	0.00	
Disagree			
Disagree	0	0.00	
Not Applicable	0		

46. My clinical instructor promoted an environment in which I felt respected.

Response	Frequency	Percent	Mean: 4.00
Agree	12	100.00	
Sometimes	0	0.00	
Agree			
Sometimes	0	0.00	
Disagree			
Disagree	0	0.00	
Not Applicable	0		

47. My clinical instructor demonstrated evidence of current nursing knowledge.

Response	Frequency	Percent	Mean: 4.00
Agree	12	100.00	
Sometimes	0	0.00	
Agree			
Sometimes	0	0.00	
Disagree			
Disagree	0	0.00	
Not Applicable	0		

48. My clinical instructor demonstrated evidence of competency in nursing skills.

Response	Frequency	Percent	Mean: 4.00
Agree	12	100.00	
Sometimes	0	0.00	
Agree			
Sometimes	0	0.00	
Disagree			
Disagree	0	0.00	
Not Applicable	0		

49. My clinical instructor was available for the supervision of invasive skills.

Response	Frequency	Percent	Mean: 4.00
Agree	12	100.00	
Sometimes	0	0.00	
Agree			
Sometimes	0	0.00	
Disagree			
Disagree	0	0.00	
Not Applicable	0		

50. My clinical instructor provided me with constructive feedback on my progress in clinical.

Response	Frequency	Percent	Mean: 4.00
Agree	12	100.00	
Sometimes	0	0.00	
Agree			
Sometimes	0	0.00	
Disagree			
Disagree	0	0.00	
Not Applicable	0		

51. My clinical instructor facilitated post-conference to enhance meeting of clinical objectives.

Response	Frequency	Percent	Mean: 4.00
Agree	12	100.00	
Sometimes	0	0.00	
Agree			
Sometimes	0	0.00	
Disagree			
Disagree	0	0.00	
Not Applicable	0		

52. My clinical instructor facilitated post-conference so that my understanding of concepts was enhanced.

Response	Frequency	Percent	Mean: 4.00
Agree	12	100.00	
Sometimes	0	0.00	
Agree			
Sometimes	0	0.00	
Disagree			
Disagree	0	0.00	
<i>Not Applicable</i>	0		

53. My clinical instructor acted as a positive role model regarding patient safety, client advocacy, caring, cultural sensitivity, and collaboration.

Response	Frequency	Percent	Mean: 4.00
Agree	12	100.00	
Sometimes	0	0.00	
Agree			
Sometimes	0	0.00	
Disagree			
Disagree	0	0.00	
<i>Not Applicable</i>	0		

Trinity Valley Community College

ADN Level III

Instructors

Robin Roberts

44. My clinical instructor was on time for clinical.

Response	Frequency	Percent	Mean: 4.00
Agree	2	100.00	
Sometimes	0	0.00	
Agree			
Sometimes	0	0.00	
Disagree			
Disagree	0	0.00	
Not Applicable	0		

45. My clinical instructor encouraged me to make clinical judgments.

Response	Frequency	Percent	Mean: 4.00
Agree	2	100.00	
Sometimes	0	0.00	
Agree			
Sometimes	0	0.00	
Disagree			
Disagree	0	0.00	
Not Applicable	0		

46. My clinical instructor promoted an environment in which I felt respected.

Response	Frequency	Percent	Mean: 4.00
Agree	2	100.00	
Sometimes	0	0.00	
Agree			
Sometimes	0	0.00	
Disagree			
Disagree	0	0.00	
Not Applicable	0		

47. My clinical instructor demonstrated evidence of current nursing knowledge.

Response	Frequency	Percent	Mean: 4.00
Agree	2	100.00	
Sometimes	0	0.00	
Agree			
Sometimes	0	0.00	
Disagree			
Disagree	0	0.00	
Not Applicable	0		

48. My clinical instructor demonstrated evidence of competency in nursing skills.

Response	Frequency	Percent	Mean: 4.00
Agree	2	100.00	
Sometimes	0	0.00	
Agree			
Sometimes	0	0.00	
Disagree			
Disagree	0	0.00	
Not Applicable	0		

49. My clinical instructor was available for the supervision of invasive skills.

Response	Frequency	Percent	Mean: 4.00
Agree	2	100.00	
Sometimes	0	0.00	
Agree			
Sometimes	0	0.00	
Disagree			
Disagree	0	0.00	
Not Applicable	0		

50. My clinical instructor provided me with constructive feedback on my progress in clinical.

Response	Frequency	Percent	Mean: 4.00
Agree	2	100.00	
Sometimes	0	0.00	
Agree			
Sometimes	0	0.00	
Disagree			
Disagree	0	0.00	
Not Applicable	0		

51. My clinical instructor facilitated post-conference to enhance meeting of clinical objectives.

Response	Frequency	Percent	Mean: 4.00
Agree	2	100.00	
Sometimes	0	0.00	
Agree			
Sometimes	0	0.00	
Disagree			
Disagree	0	0.00	
Not Applicable	0		

52. My clinical instructor facilitated post-conference so that my understanding of concepts was enhanced.

Response	Frequency	Percent	Mean: 4.00
Agree	2	100.00	
Sometimes	0	0.00	
Agree			
Sometimes	0	0.00	
Disagree			
Disagree	0	0.00	
<i>Not Applicable</i>	0		

53. My clinical instructor acted as a positive role model regarding patient safety, client advocacy, caring, cultural sensitivity, and collaboration.

Response	Frequency	Percent	Mean: 4.00
Agree	2	100.00	
Sometimes	0	0.00	
Agree			
Sometimes	0	0.00	
Disagree			
Disagree	0	0.00	
<i>Not Applicable</i>	0		

Trinity Valley Community College

ADN Level III

Instructors

Shane Smith

44. My clinical instructor was on time for clinical.

Response	Frequency	Percent	Mean: 3.67
Agree	4	66.67	<div><div></div></div>
Sometimes	2	33.33	<div><div></div></div>
Agree			
Sometimes	0	0.00	<div><div></div></div>
Disagree			
Disagree	0	0.00	<div><div></div></div>
Not Applicable 0			

45. My clinical instructor encouraged me to make clinical judgments.

Response	Frequency	Percent	Mean: 4.00
Agree	6	100.00	<div><div></div></div>
Sometimes	0	0.00	<div><div></div></div>
Agree			
Sometimes	0	0.00	<div><div></div></div>
Disagree			
Disagree	0	0.00	<div><div></div></div>
Not Applicable 0			

46. My clinical instructor promoted an environment in which I felt respected.

Response	Frequency	Percent	Mean: 4.00
Agree	6	100.00	<div><div></div></div>
Sometimes	0	0.00	<div><div></div></div>
Agree			
Sometimes	0	0.00	<div><div></div></div>
Disagree			
Disagree	0	0.00	<div><div></div></div>
Not Applicable 0			

47. My clinical instructor demonstrated evidence of current nursing knowledge.

Response	Frequency	Percent	Mean: 4.00
Agree	6	100.00	<div><div></div></div>
Sometimes	0	0.00	<div><div></div></div>
Agree			
Sometimes	0	0.00	<div><div></div></div>
Disagree			
Disagree	0	0.00	<div><div></div></div>
Not Applicable 0			

48. My clinical instructor demonstrated evidence of competency in nursing skills.

Response	Frequency	Percent	Mean: 4.00
Agree	6	100.00	<div><div></div></div>
Sometimes	0	0.00	<div><div></div></div>
Agree			
Sometimes	0	0.00	<div><div></div></div>
Disagree			
Disagree	0	0.00	<div><div></div></div>
Not Applicable 0			

49. My clinical instructor was available for the supervision of invasive skills.

Response	Frequency	Percent	Mean: 4.00
Agree	6	100.00	<div><div></div></div>
Sometimes	0	0.00	<div><div></div></div>
Agree			
Sometimes	0	0.00	<div><div></div></div>
Disagree			
Disagree	0	0.00	<div><div></div></div>
Not Applicable 0			

50. My clinical instructor provided me with constructive feedback on my progress in clinical.

Response	Frequency	Percent	Mean: 4.00
Agree	6	100.00	<div><div></div></div>
Sometimes	0	0.00	<div><div></div></div>
Agree			
Sometimes	0	0.00	<div><div></div></div>
Disagree			
Disagree	0	0.00	<div><div></div></div>
Not Applicable 0			

51. My clinical instructor facilitated post-conference to enhance meeting of clinical objectives.

Response	Frequency	Percent	Mean: 4.00
Agree	6	100.00	<div><div></div></div>
Sometimes	0	0.00	<div><div></div></div>
Agree			
Sometimes	0	0.00	<div><div></div></div>
Disagree			
Disagree	0	0.00	<div><div></div></div>
Not Applicable 0			

52. My clinical instructor facilitated post-conference so that my understanding of concepts was enhanced.

Response	Frequency	Percent	Mean: 4.00
Agree	6	100.00	
Sometimes	0	0.00	
Agree			
Sometimes	0	0.00	
Disagree			
Disagree	0	0.00	
<i>Not Applicable</i>	0		

53. My clinical instructor acted as a positive role model regarding patient safety, client advocacy, caring, cultural sensitivity, and collaboration.

Response	Frequency	Percent	Mean: 4.00
Agree	6	100.00	
Sometimes	0	0.00	
Agree			
Sometimes	0	0.00	
Disagree			
Disagree	0	0.00	
<i>Not Applicable</i>	0		