

# Trinity Valley Community College

ADN Level III - Fall 2015

## 1. The concept objectives were clearly stated, measurable, and attainable.

Response	Frequency	Percent	Mean: 3.51
Agree	32	78.05	<div><div></div></div>
Sometimes Agree	3	7.32	<div><div></div></div>
Sometimes Disagree	2	4.88	<div><div></div></div>
Disagree	3	7.32	<div><div></div></div>
Not Applicable	1	2.44	<div><div></div></div>

## 2. The tests covered the concept objectives.

Response	Frequency	Percent	Mean: 3.33
Agree	23	57.50	<div><div></div></div>
Sometimes Agree	12	30.00	<div><div></div></div>
Sometimes Disagree	1	2.50	<div><div></div></div>
Disagree	3	7.50	<div><div></div></div>
Not Applicable	1	2.50	<div><div></div></div>

## 3. The classroom instructors presented current information about their concepts and key exemplars.

Response	Frequency	Percent	Mean: 3.37
Agree	23	56.10	<div><div></div></div>
Sometimes Agree	13	31.71	<div><div></div></div>
Sometimes Disagree	2	4.88	<div><div></div></div>
Disagree	3	7.32	<div><div></div></div>
Not Applicable	0	0.00	<div><div></div></div>

## 4. The classroom instructors were organized in their presentations.

Response	Frequency	Percent	Mean: 3.32
Agree	23	56.10	<div><div></div></div>
Sometimes Agree	11	26.83	<div><div></div></div>
Sometimes Disagree	4	9.76	<div><div></div></div>
Disagree	3	7.32	<div><div></div></div>
Not Applicable	0	0.00	<div><div></div></div>

## 5. The instructors covered the concepts in depth in voice over PowerPoint or class presentations.

Response	Frequency	Percent	Mean: 3.15
Agree	22	53.66	<div><div></div></div>
Sometimes Agree	10	24.39	<div><div></div></div>
Sometimes Disagree	3	7.32	<div><div></div></div>
Disagree	5	12.20	<div><div></div></div>
Not Applicable	1	2.44	<div><div></div></div>

## 6. The classroom instructors asked questions during class which stimulated discussion and critical thinking.

Response	Frequency	Percent	Mean: 3.32
Agree	24	58.54	<div><div></div></div>
Sometimes Agree	10	24.39	<div><div></div></div>
Sometimes Disagree	3	7.32	<div><div></div></div>
Disagree	4	9.76	<div><div></div></div>
Not Applicable	0	0.00	<div><div></div></div>

## 7. The classroom instructors answered my questions satisfactorily.

Response	Frequency	Percent	Mean: 3.24
Agree	24	58.54	<div><div></div></div>
Sometimes Agree	9	21.95	<div><div></div></div>
Sometimes Disagree	3	7.32	<div><div></div></div>
Disagree	4	9.76	<div><div></div></div>
Not Applicable	1	2.44	<div><div></div></div>

## 8. The classroom instructors used a variety of interactive activities to help students gain a deeper understanding of the concepts and exemplars.

Response	Frequency	Percent	Mean: 3.22
Agree	24	58.54	<div><div></div></div>
Sometimes Agree	8	19.51	<div><div></div></div>
Sometimes Disagree	3	7.32	<div><div></div></div>
Disagree	6	14.63	<div><div></div></div>
Not Applicable	0	0.00	<div><div></div></div>

**9. I felt engaged during the classroom presentations and activities.**

Response	Frequency	Percent	Mean: 3.07
Agree	22	53.66	<div><div></div></div>
Sometimes Agree	7	17.07	<div><div></div></div>
Sometimes Disagree	5	12.20	<div><div></div></div>
Disagree	7	17.07	<div><div></div></div>
Not Applicable	0	0.00	<div><div></div></div>

**11. I was able to get help in obtaining and using library resources if I needed it.**

Response	Frequency	Percent	Mean: 3.24
Agree	29	70.73	<div><div></div></div>
Sometimes Agree	4	9.76	<div><div></div></div>
Sometimes Disagree	1	2.44	<div><div></div></div>
Disagree	3	7.32	<div><div></div></div>
Not Applicable	4	9.76	<div><div></div></div>

**13. Blackboard resources and activities helped me in meeting the course objectives/requirements.**

Response	Frequency	Percent	Mean: 3.56
Agree	29	70.73	<div><div></div></div>
Sometimes Agree	8	19.51	<div><div></div></div>
Sometimes Disagree	2	4.88	<div><div></div></div>
Disagree	2	4.88	<div><div></div></div>
Not Applicable	0	0.00	<div><div></div></div>

**15. I received an adequate orientation to Blackboard.**

Response	Frequency	Percent	Mean: 3.71
Agree	34	82.93	<div><div></div></div>
Sometimes Agree	4	9.76	<div><div></div></div>
Sometimes Disagree	1	2.44	<div><div></div></div>
Disagree	2	4.88	<div><div></div></div>
Not Applicable	0	0.00	<div><div></div></div>

**10. I have improved my understanding of concepts and principles related to patient care by the instructors' presentations.**

Response	Frequency	Percent	Mean: 3.32
Agree	24	58.54	<div><div></div></div>
Sometimes Agree	9	21.95	<div><div></div></div>
Sometimes Disagree	5	12.20	<div><div></div></div>
Disagree	3	7.32	<div><div></div></div>
Not Applicable	0	0.00	<div><div></div></div>

**12. Learning resources are current, comprehensive, use contemporary technology, accessible and available in a timely manner.**

Response	Frequency	Percent	Mean: 3.49
Agree	31	75.61	<div><div></div></div>
Sometimes Agree	4	9.76	<div><div></div></div>
Sometimes Disagree	2	4.88	<div><div></div></div>
Disagree	3	7.32	<div><div></div></div>
Not Applicable	1	2.44	<div><div></div></div>

**14. Support for accessing Blackboard was available if I needed it.**

Response	Frequency	Percent	Mean: 3.56
Agree	32	78.05	<div><div></div></div>
Sometimes Agree	4	9.76	<div><div></div></div>
Sometimes Disagree	2	4.88	<div><div></div></div>
Disagree	2	4.88	<div><div></div></div>
Not Applicable	1	2.44	<div><div></div></div>

**16. The Medical-Surgical Textbook was easy to understand and provided adequate information to meet the course objectives.**

Response	Frequency	Percent	Mean: 3.54
Agree	28	68.29	<div><div></div></div>
Sometimes Agree	9	21.95	<div><div></div></div>
Sometimes Disagree	2	4.88	<div><div></div></div>
Disagree	2	4.88	<div><div></div></div>
Not Applicable	0	0.00	<div><div></div></div>

**17. The Pediatric/Obstetrics Textbook was easy to understand and provided adequate information to meet the course objectives.**

Response	Frequency	Percent	Mean: 3.61
Agree	30	73.17	
Sometimes Agree	8	19.51	
Sometimes Disagree	1	2.44	
Disagree	2	4.88	
Not Applicable	0	0.00	

**18. The Psychiatric Textbook was easy to understand and provided adequate information to meet the course objectives.**

Response	Frequency	Percent	Mean: 3.59
Agree	29	70.73	
Sometimes Agree	9	21.95	
Sometimes Disagree	1	2.44	
Disagree	2	4.88	
Not Applicable	0	0.00	

**19. The Pharmacology Textbook was easy to understand and provided adequate information to meet the course objectives.**

Response	Frequency	Percent	Mean: 3.05
Agree	20	50.00	
Sometimes Agree	8	20.00	
Sometimes Disagree	7	17.50	
Disagree	4	10.00	
Not Applicable	1	2.50	

**20. The Fundamentals Textbook was easy to understand and provided adequate information to meet the course objectives.**

Response	Frequency	Percent	Mean: 3.61
Agree	31	75.61	
Sometimes Agree	7	17.07	
Sometimes Disagree	0	0.00	
Disagree	3	7.32	
Not Applicable	0	0.00	

**21. The Health Assessment Textbook was easy to understand and provided adequate information to meet the course objectives.**

Response	Frequency	Percent	Mean: 3.30
Agree	23	57.50	
Sometimes Agree	11	27.50	
Sometimes Disagree	1	2.50	
Disagree	5	12.50	
Not Applicable	0	0.00	

**22. The Trends & Issues Textbook was easy to understand and provided adequate information to meet the course objectives.**

Response	Frequency	Percent	Mean: 2.61
Agree	20	48.78	
Sometimes Agree	6	14.63	
Sometimes Disagree	2	4.88	
Disagree	5	12.20	
Not Applicable	8	19.51	






**23. The E-books were easy to navigate and helpful to me during the semester.**

Response	Frequency	Percent	Mean: 2.37
Agree	16	39.02	
Sometimes Agree	8	19.51	
Sometimes Disagree	2	4.88	
Disagree	5	12.20	
Not Applicable	10	24.39	






**24. The Elsevier Adaptive Learning helped me to develop my nursing knowledge and clinical judgment.**

Response	Frequency	Percent	Mean: 2.97
Agree	18	46.15	
Sometimes Agree	11	28.21	
Sometimes Disagree	2	5.13	
Disagree	7	17.95	
Not Applicable	1	2.56	






**25. The Elsevier Adaptive Quizzing helped me to develop my nursing knowledge and clinical judgment.**

Response	Frequency	Percent	Mean: 3.10
Agree	19	46.34	
Sometimes Agree	14	34.15	
Sometimes Disagree	2	4.88	
Disagree	5	12.20	
Not Applicable	1	2.44	






**27. Prep-U helped me to see if I was prepared for the exams.**

Response	Frequency	Percent	Mean: 3.05
Agree	18	43.90	
Sometimes Agree	13	31.71	
Sometimes Disagree	4	9.76	
Disagree	6	14.63	
Not Applicable	0	0.00	

**26. SimChart helped me to develop my documentation skills.**

Response	Frequency	Percent	Mean: 2.51
Agree	10	24.39	
Sometimes Agree	13	31.71	
Sometimes Disagree	7	17.07	
Disagree	10	24.39	
Not Applicable	1	2.44	

**28. The semester syllabus was easy to understand and provided adequate information to guide my progress through the semester.**

Response	Frequency	Percent	Mean: 3.46
Agree	27	65.85	
Sometimes Agree	9	21.95	
Sometimes Disagree	2	4.88	
Disagree	3	7.32	
Not Applicable	0	0.00	

# Trinity Valley Community College

ADN Level III - Fall 2015

by Facility

East Texas Medical Center Athens

**29. I felt welcomed at the clinical site by the nurses.**

Response	Frequency	Percent	Mean: 3.80
Agree	4	80.00	<div><div></div></div>
Sometimes	1	20.00	<div><div></div></div>
Agree			
Sometimes	0	0.00	<div><div></div></div>
Disagree			
Disagree	0	0.00	<div><div></div></div>
Not Applicable	0	0.00	<div><div></div></div>

**30. My primary nurses or preceptors communicated adequately with me with regards to my patients.**

Response	Frequency	Percent	Mean: 4.00
Agree	4	100.00	<div><div></div></div>
Sometimes	0	0.00	<div><div></div></div>
Agree			
Sometimes	0	0.00	<div><div></div></div>
Disagree			
Disagree	0	0.00	<div><div></div></div>
Not Applicable	0	0.00	<div><div></div></div>

**31. My primary nurses or preceptors demonstrated professional behaviors.**

Response	Frequency	Percent	Mean: 4.00
Agree	5	100.00	<div><div></div></div>
Sometimes	0	0.00	<div><div></div></div>
Agree			
Sometimes	0	0.00	<div><div></div></div>
Disagree			
Disagree	0	0.00	<div><div></div></div>
Not Applicable	0	0.00	<div><div></div></div>

**32. My primary nurses or preceptors provided safe, competent patient care.**

Response	Frequency	Percent	Mean: 4.00
Agree	5	100.00	<div><div></div></div>
Sometimes	0	0.00	<div><div></div></div>
Agree			
Sometimes	0	0.00	<div><div></div></div>
Disagree			
Disagree	0	0.00	<div><div></div></div>
Not Applicable	0	0.00	<div><div></div></div>

**33. My primary nurses or preceptors gave me constructive feedback regarding my performance.**

Response	Frequency	Percent	Mean: 4.00
Agree	5	100.00	<div><div></div></div>
Sometimes	0	0.00	<div><div></div></div>
Agree			
Sometimes	0	0.00	<div><div></div></div>
Disagree			
Disagree	0	0.00	<div><div></div></div>
Not Applicable	0	0.00	<div><div></div></div>

**34. My preceptors were available to answer questions and observe skills.**

Response	Frequency	Percent	Mean: 4.00
Agree	5	100.00	<div><div></div></div>
Sometimes	0	0.00	<div><div></div></div>
Agree			
Sometimes	0	0.00	<div><div></div></div>
Disagree			
Disagree	0	0.00	<div><div></div></div>
Not Applicable	0	0.00	<div><div></div></div>

**35. During my rotation, I had the opportunity to make clinical decisions for my patients.**

Response	Frequency	Percent	Mean: 4.00
Agree	5	100.00	<div><div></div></div>
Sometimes	0	0.00	<div><div></div></div>
Agree			
Sometimes	0	0.00	<div><div></div></div>
Disagree			
Disagree	0	0.00	<div><div></div></div>
Not Applicable	0	0.00	<div><div></div></div>

**36. During my rotation, I was able to perform a variety of skills.**

Response	Frequency	Percent	Mean: 4.00
Agree	5	100.00	<div><div></div></div>
Sometimes	0	0.00	<div><div></div></div>
Agree			
Sometimes	0	0.00	<div><div></div></div>
Disagree			
Disagree	0	0.00	<div><div></div></div>
Not Applicable	0	0.00	<div><div></div></div>

**37. During my rotation, I was able to implement client teaching.**

Response	Frequency	Percent	Mean: 4.00
Agree	5	100.00	<div></div>
Sometimes	0	0.00	<div></div>
Agree			
Sometimes	0	0.00	<div></div>
Disagree			
Disagree	0	0.00	<div></div>
Not Applicable	0	0.00	<div></div>

**39. During my rotation, I was able to document on the client's electronic health record.**

Response	Frequency	Percent	Mean: 3.20
Agree	4	80.00	<div></div>
Sometimes	0	0.00	<div></div>
Agree			
Sometimes	0	0.00	<div></div>
Disagree			
Disagree	0	0.00	<div></div>
Not Applicable	1	20.00	<div></div>

**41. During my clinical I had sufficient opportunities (quality and quantity) to meet course objectives.**

Response	Frequency	Percent	Mean: 4.00
Agree	5	100.00	<div></div>
Sometimes	0	0.00	<div></div>
Agree			
Sometimes	0	0.00	<div></div>
Disagree			
Disagree	0	0.00	<div></div>
Not Applicable	0	0.00	<div></div>

**43. I had an overall positive learning experience at my clinical rotation.**

Response	Frequency	Percent	Mean: 4.00
Agree	5	100.00	<div></div>
Sometimes	0	0.00	<div></div>
Agree			
Sometimes	0	0.00	<div></div>
Disagree			
Disagree	0	0.00	<div></div>
Not Applicable	0	0.00	<div></div>

**38. During my rotation, I was able to interact with other disciplines.**

Response	Frequency	Percent	Mean: 4.00
Agree	5	100.00	<div></div>
Sometimes	0	0.00	<div></div>
Agree			
Sometimes	0	0.00	<div></div>
Disagree			
Disagree	0	0.00	<div></div>
Not Applicable	0	0.00	<div></div>

**40. The facility provided an adequate orientation.**

Response	Frequency	Percent	Mean: 4.00
Agree	5	100.00	<div></div>
Sometimes	0	0.00	<div></div>
Agree			
Sometimes	0	0.00	<div></div>
Disagree			
Disagree	0	0.00	<div></div>
Not Applicable	0	0.00	<div></div>

**42. During my rotation, I was able to gain a deeper understanding of the selected concepts of the week.**

Response	Frequency	Percent	Mean: 4.00
Agree	5	100.00	<div></div>
Sometimes	0	0.00	<div></div>
Agree			
Sometimes	0	0.00	<div></div>
Disagree			
Disagree	0	0.00	<div></div>
Not Applicable	0	0.00	<div></div>

# Trinity Valley Community College

ADN Level III - Fall 2015

by Facility

Ennis Regional Medical Center

## 29. I felt welcomed at the clinical site by the nurses.

Response	Frequency	Percent	Mean: 3.67
Agree	4	66.67	<div><div></div></div>
Sometimes	2	33.33	<div><div></div></div>
Agree			
Sometimes	0	0.00	<div><div></div></div>
Disagree			
Disagree	0	0.00	<div><div></div></div>
Not Applicable	0	0.00	<div><div></div></div>

## 30. My primary nurses or preceptors communicated adequately with me with regards to my patients.

Response	Frequency	Percent	Mean: 3.83
Agree	5	83.33	<div><div></div></div>
Sometimes	1	16.67	<div><div></div></div>
Agree			
Sometimes	0	0.00	<div><div></div></div>
Disagree			
Disagree	0	0.00	<div><div></div></div>
Not Applicable	0	0.00	<div><div></div></div>

## 31. My primary nurses or preceptors demonstrated professional behaviors.

Response	Frequency	Percent	Mean: 3.83
Agree	5	83.33	<div><div></div></div>
Sometimes	1	16.67	<div><div></div></div>
Agree			
Sometimes	0	0.00	<div><div></div></div>
Disagree			
Disagree	0	0.00	<div><div></div></div>
Not Applicable	0	0.00	<div><div></div></div>

## 32. My primary nurses or preceptors provided safe, competent patient care.

Response	Frequency	Percent	Mean: 4.00
Agree	6	100.00	<div><div></div></div>
Sometimes	0	0.00	<div><div></div></div>
Agree			
Sometimes	0	0.00	<div><div></div></div>
Disagree			
Disagree	0	0.00	<div><div></div></div>
Not Applicable	0	0.00	<div><div></div></div>

## 33. My primary nurses or preceptors gave me constructive feedback regarding my performance.

Response	Frequency	Percent	Mean: 3.67
Agree	4	66.67	<div><div></div></div>
Sometimes	2	33.33	<div><div></div></div>
Agree			
Sometimes	0	0.00	<div><div></div></div>
Disagree			
Disagree	0	0.00	<div><div></div></div>
Not Applicable	0	0.00	<div><div></div></div>

## 34. My preceptors were available to answer questions and observe skills.

Response	Frequency	Percent	Mean: 3.83
Agree	5	83.33	<div><div></div></div>
Sometimes	1	16.67	<div><div></div></div>
Agree			
Sometimes	0	0.00	<div><div></div></div>
Disagree			
Disagree	0	0.00	<div><div></div></div>
Not Applicable	0	0.00	<div><div></div></div>

## 35. During my rotation, I had the opportunity to make clinical decisions for my patients.

Response	Frequency	Percent	Mean: 4.00
Agree	6	100.00	<div><div></div></div>
Sometimes	0	0.00	<div><div></div></div>
Agree			
Sometimes	0	0.00	<div><div></div></div>
Disagree			
Disagree	0	0.00	<div><div></div></div>
Not Applicable	0	0.00	<div><div></div></div>

## 36. During my rotation, I was able to perform a variety of skills.

Response	Frequency	Percent	Mean: 4.00
Agree	6	100.00	<div><div></div></div>
Sometimes	0	0.00	<div><div></div></div>
Agree			
Sometimes	0	0.00	<div><div></div></div>
Disagree			
Disagree	0	0.00	<div><div></div></div>
Not Applicable	0	0.00	<div><div></div></div>

**37. During my rotation, I was able to implement client teaching.**

Response	Frequency	Percent	Mean: 4.00
Agree	6	100.00	<div><div></div></div>
Sometimes	0	0.00	<div><div></div></div>
Agree			
Sometimes	0	0.00	<div><div></div></div>
Disagree			
Disagree	0	0.00	<div><div></div></div>
Not Applicable	0	0.00	<div><div></div></div>

**39. During my rotation, I was able to document on the client's electronic health record.**

Response	Frequency	Percent	Mean: 4.00
Agree	6	100.00	<div><div></div></div>
Sometimes	0	0.00	<div><div></div></div>
Agree			
Sometimes	0	0.00	<div><div></div></div>
Disagree			
Disagree	0	0.00	<div><div></div></div>
Not Applicable	0	0.00	<div><div></div></div>

**41. During my clinical I had sufficient opportunities (quality and quantity) to meet course objectives.**

Response	Frequency	Percent	Mean: 4.00
Agree	6	100.00	<div><div></div></div>
Sometimes	0	0.00	<div><div></div></div>
Agree			
Sometimes	0	0.00	<div><div></div></div>
Disagree			
Disagree	0	0.00	<div><div></div></div>
Not Applicable	0	0.00	<div><div></div></div>

**43. I had an overall positive learning experience at my clinical rotation.**

Response	Frequency	Percent	Mean: 3.83
Agree	5	83.33	<div><div></div></div>
Sometimes	1	16.67	<div><div></div></div>
Agree			
Sometimes	0	0.00	<div><div></div></div>
Disagree			
Disagree	0	0.00	<div><div></div></div>
Not Applicable	0	0.00	<div><div></div></div>

**38. During my rotation, I was able to interact with other disciplines.**

Response	Frequency	Percent	Mean: 4.00
Agree	6	100.00	<div><div></div></div>
Sometimes	0	0.00	<div><div></div></div>
Agree			
Sometimes	0	0.00	<div><div></div></div>
Disagree			
Disagree	0	0.00	<div><div></div></div>
Not Applicable	0	0.00	<div><div></div></div>

**40. The facility provided an adequate orientation.**

Response	Frequency	Percent	Mean: 3.83
Agree	5	83.33	<div><div></div></div>
Sometimes	1	16.67	<div><div></div></div>
Agree			
Sometimes	0	0.00	<div><div></div></div>
Disagree			
Disagree	0	0.00	<div><div></div></div>
Not Applicable	0	0.00	<div><div></div></div>

**42. During my rotation, I was able to gain a deeper understanding of the selected concepts of the week.**

Response	Frequency	Percent	Mean: 4.00
Agree	6	100.00	<div><div></div></div>
Sometimes	0	0.00	<div><div></div></div>
Agree			
Sometimes	0	0.00	<div><div></div></div>
Disagree			
Disagree	0	0.00	<div><div></div></div>
Not Applicable	0	0.00	<div><div></div></div>



# Trinity Valley Community College

ADN Level III - Fall 2015

by Facility

Hunt Regional Healthcare - Greenville

## 29. I felt welcomed at the clinical site by the nurses.

Response	Frequency	Percent	Mean: 2.86
Agree	2	28.57	<div><div></div></div>
Sometimes	2	28.57	<div><div></div></div>
Agree			
Sometimes	3	42.86	<div><div></div></div>
Disagree			
Disagree	0	0.00	<div><div></div></div>
Not Applicable	0	0.00	<div><div></div></div>

## 30. My primary nurses or preceptors communicated adequately with me with regards to my patients.

Response	Frequency	Percent	Mean: 3.00
Agree	3	42.86	<div><div></div></div>
Sometimes	2	28.57	<div><div></div></div>
Agree			
Sometimes	1	14.29	<div><div></div></div>
Disagree			
Disagree	1	14.29	<div><div></div></div>
Not Applicable	0	0.00	<div><div></div></div>

## 31. My primary nurses or preceptors demonstrated professional behaviors.

Response	Frequency	Percent	Mean: 3.29
Agree	3	42.86	<div><div></div></div>
Sometimes	3	42.86	<div><div></div></div>
Agree			
Sometimes	1	14.29	<div><div></div></div>
Disagree			
Disagree	0	0.00	<div><div></div></div>
Not Applicable	0	0.00	<div><div></div></div>

## 32. My primary nurses or preceptors provided safe, competent patient care.

Response	Frequency	Percent	Mean: 3.43
Agree	4	57.14	<div><div></div></div>
Sometimes	2	28.57	<div><div></div></div>
Agree			
Sometimes	1	14.29	<div><div></div></div>
Disagree			
Disagree	0	0.00	<div><div></div></div>
Not Applicable	0	0.00	<div><div></div></div>

## 33. My primary nurses or preceptors gave me constructive feedback regarding my performance.

Response	Frequency	Percent	Mean: 3.71
Agree	5	71.43	<div><div></div></div>
Sometimes	2	28.57	<div><div></div></div>
Agree			
Sometimes	0	0.00	<div><div></div></div>
Disagree			
Disagree	0	0.00	<div><div></div></div>
Not Applicable	0	0.00	<div><div></div></div>

## 34. My preceptors were available to answer questions and observe skills.

Response	Frequency	Percent	Mean: 3.86
Agree	6	85.71	<div><div></div></div>
Sometimes	1	14.29	<div><div></div></div>
Agree			
Sometimes	0	0.00	<div><div></div></div>
Disagree			
Disagree	0	0.00	<div><div></div></div>
Not Applicable	0	0.00	<div><div></div></div>

## 35. During my rotation, I had the opportunity to make clinical decisions for my patients.

Response	Frequency	Percent	Mean: 3.71
Agree	5	71.43	<div><div></div></div>
Sometimes	2	28.57	<div><div></div></div>
Agree			
Sometimes	0	0.00	<div><div></div></div>
Disagree			
Disagree	0	0.00	<div><div></div></div>
Not Applicable	0	0.00	<div><div></div></div>

## 36. During my rotation, I was able to perform a variety of skills.

Response	Frequency	Percent	Mean: 3.43
Agree	4	57.14	<div><div></div></div>
Sometimes	2	28.57	<div><div></div></div>
Agree			
Sometimes	1	14.29	<div><div></div></div>
Disagree			
Disagree	0	0.00	<div><div></div></div>
Not Applicable	0	0.00	<div><div></div></div>

**37. During my rotation, I was able to implement client teaching.**

Response	Frequency	Percent	Mean: 3.71
Agree	5	71.43	<div><div></div></div>
Sometimes	2	28.57	<div><div></div></div>
Agree			
Sometimes	0	0.00	<div><div></div></div>
Disagree			
Disagree	0	0.00	<div><div></div></div>
Not Applicable	0	0.00	<div><div></div></div>

**39. During my rotation, I was able to document on the client's electronic health record.**

Response	Frequency	Percent	Mean: 3.86
Agree	6	85.71	<div><div></div></div>
Sometimes	1	14.29	<div><div></div></div>
Agree			
Sometimes	0	0.00	<div><div></div></div>
Disagree			
Disagree	0	0.00	<div><div></div></div>
Not Applicable	0	0.00	<div><div></div></div>

**41. During my clinical I had sufficient opportunities (quality and quantity) to meet course objectives.**

Response	Frequency	Percent	Mean: 3.57
Agree	4	57.14	<div><div></div></div>
Sometimes	3	42.86	<div><div></div></div>
Agree			
Sometimes	0	0.00	<div><div></div></div>
Disagree			
Disagree	0	0.00	<div><div></div></div>
Not Applicable	0	0.00	<div><div></div></div>

**43. I had an overall positive learning experience at my clinical rotation.**

Response	Frequency	Percent	Mean: 3.86
Agree	6	85.71	<div><div></div></div>
Sometimes	1	14.29	<div><div></div></div>
Agree			
Sometimes	0	0.00	<div><div></div></div>
Disagree			
Disagree	0	0.00	<div><div></div></div>
Not Applicable	0	0.00	<div><div></div></div>

**38. During my rotation, I was able to interact with other disciplines.**

Response	Frequency	Percent	Mean: 3.43
Agree	4	57.14	<div><div></div></div>
Sometimes	2	28.57	<div><div></div></div>
Agree			
Sometimes	1	14.29	<div><div></div></div>
Disagree			
Disagree	0	0.00	<div><div></div></div>
Not Applicable	0	0.00	<div><div></div></div>

**40. The facility provided an adequate orientation.**

Response	Frequency	Percent	Mean: 3.14
Agree	3	42.86	<div><div></div></div>
Sometimes	2	28.57	<div><div></div></div>
Agree			
Sometimes	2	28.57	<div><div></div></div>
Disagree			
Disagree	0	0.00	<div><div></div></div>
Not Applicable	0	0.00	<div><div></div></div>

**42. During my rotation, I was able to gain a deeper understanding of the selected concepts of the week.**

Response	Frequency	Percent	Mean: 3.57
Agree	4	57.14	<div><div></div></div>
Sometimes	3	42.86	<div><div></div></div>
Agree			
Sometimes	0	0.00	<div><div></div></div>
Disagree			
Disagree	0	0.00	<div><div></div></div>
Not Applicable	0	0.00	<div><div></div></div>

# Trinity Valley Community College

ADN Level III - Fall 2015

by Facility

Lake Pointe Medical Center - Rowlett

## 29. I felt welcomed at the clinical site by the nurses.

Response	Frequency	Percent	Mean: 3.38
Agree	6	75.00	<div><div></div></div>
Sometimes	0	0.00	<div><div></div></div>
Agree			
Sometimes	1	12.50	<div><div></div></div>
Disagree			
Disagree	1	12.50	<div><div></div></div>
Not Applicable	0	0.00	<div><div></div></div>

## 30. My primary nurses or preceptors communicated adequately with me with regards to my patients.

Response	Frequency	Percent	Mean: 3.50
Agree	6	75.00	<div><div></div></div>
Sometimes	1	12.50	<div><div></div></div>
Agree			
Sometimes	0	0.00	<div><div></div></div>
Disagree			
Disagree	1	12.50	<div><div></div></div>
Not Applicable	0	0.00	<div><div></div></div>

## 31. My primary nurses or preceptors demonstrated professional behaviors.

Response	Frequency	Percent	Mean: 3.50
Agree	6	75.00	<div><div></div></div>
Sometimes	1	12.50	<div><div></div></div>
Agree			
Sometimes	0	0.00	<div><div></div></div>
Disagree			
Disagree	1	12.50	<div><div></div></div>
Not Applicable	0	0.00	<div><div></div></div>

## 32. My primary nurses or preceptors provided safe, competent patient care.

Response	Frequency	Percent	Mean: 3.50
Agree	6	75.00	<div><div></div></div>
Sometimes	1	12.50	<div><div></div></div>
Agree			
Sometimes	0	0.00	<div><div></div></div>
Disagree			
Disagree	1	12.50	<div><div></div></div>
Not Applicable	0	0.00	<div><div></div></div>

## 33. My primary nurses or preceptors gave me constructive feedback regarding my performance.

Response	Frequency	Percent	Mean: 3.50
Agree	6	75.00	<div><div></div></div>
Sometimes	1	12.50	<div><div></div></div>
Agree			
Sometimes	0	0.00	<div><div></div></div>
Disagree			
Disagree	1	12.50	<div><div></div></div>
Not Applicable	0	0.00	<div><div></div></div>

## 34. My preceptors were available to answer questions and observe skills.

Response	Frequency	Percent	Mean: 3.50
Agree	6	75.00	<div><div></div></div>
Sometimes	1	12.50	<div><div></div></div>
Agree			
Sometimes	0	0.00	<div><div></div></div>
Disagree			
Disagree	1	12.50	<div><div></div></div>
Not Applicable	0	0.00	<div><div></div></div>

## 35. During my rotation, I had the opportunity to make clinical decisions for my patients.

Response	Frequency	Percent	Mean: 3.63
Agree	7	87.50	<div><div></div></div>
Sometimes	0	0.00	<div><div></div></div>
Agree			
Sometimes	0	0.00	<div><div></div></div>
Disagree			
Disagree	1	12.50	<div><div></div></div>
Not Applicable	0	0.00	<div><div></div></div>

## 36. During my rotation, I was able to perform a variety of skills.

Response	Frequency	Percent	Mean: 3.63
Agree	7	87.50	<div><div></div></div>
Sometimes	0	0.00	<div><div></div></div>
Agree			
Sometimes	0	0.00	<div><div></div></div>
Disagree			
Disagree	1	12.50	<div><div></div></div>
Not Applicable	0	0.00	<div><div></div></div>

**37. During my rotation, I was able to implement client teaching.**

Response	Frequency	Percent	Mean: 3.50
Agree	6	75.00	<div><div></div></div>
Sometimes	1	12.50	<div><div></div></div>
Agree			
Sometimes	0	0.00	<div><div></div></div>
Disagree			
Disagree	1	12.50	<div><div></div></div>
Not Applicable	0	0.00	<div><div></div></div>

**39. During my rotation, I was able to document on the client's electronic health record.**

Response	Frequency	Percent	Mean: 2.75
Agree	5	62.50	<div><div></div></div>
Sometimes	0	0.00	<div><div></div></div>
Agree			
Sometimes	0	0.00	<div><div></div></div>
Disagree			
Disagree	2	25.00	<div><div></div></div>
Not Applicable	1	12.50	<div><div></div></div>

**41. During my clinical I had sufficient opportunities (quality and quantity) to meet course objectives.**

Response	Frequency	Percent	Mean: 3.63
Agree	7	87.50	<div><div></div></div>
Sometimes	0	0.00	<div><div></div></div>
Agree			
Sometimes	0	0.00	<div><div></div></div>
Disagree			
Disagree	1	12.50	<div><div></div></div>
Not Applicable	0	0.00	<div><div></div></div>

**43. I had an overall positive learning experience at my clinical rotation.**

Response	Frequency	Percent	Mean: 3.63
Agree	7	87.50	<div><div></div></div>
Sometimes	0	0.00	<div><div></div></div>
Agree			
Sometimes	0	0.00	<div><div></div></div>
Disagree			
Disagree	1	12.50	<div><div></div></div>
Not Applicable	0	0.00	<div><div></div></div>

**38. During my rotation, I was able to interact with other disciplines.**

Response	Frequency	Percent	Mean: 3.63
Agree	7	87.50	<div><div></div></div>
Sometimes	0	0.00	<div><div></div></div>
Agree			
Sometimes	0	0.00	<div><div></div></div>
Disagree			
Disagree	1	12.50	<div><div></div></div>
Not Applicable	0	0.00	<div><div></div></div>

**40. The facility provided an adequate orientation.**

Response	Frequency	Percent	Mean: 3.63
Agree	7	87.50	<div><div></div></div>
Sometimes	0	0.00	<div><div></div></div>
Agree			
Sometimes	0	0.00	<div><div></div></div>
Disagree			
Disagree	1	12.50	<div><div></div></div>
Not Applicable	0	0.00	<div><div></div></div>

**42. During my rotation, I was able to gain a deeper understanding of the selected concepts of the week.**

Response	Frequency	Percent	Mean: 3.63
Agree	7	87.50	<div><div></div></div>
Sometimes	0	0.00	<div><div></div></div>
Agree			
Sometimes	0	0.00	<div><div></div></div>
Disagree			
Disagree	1	12.50	<div><div></div></div>
Not Applicable	0	0.00	<div><div></div></div>

# Trinity Valley Community College

ADN Level III - Fall 2015

by Facility

Texas Health Presbyterian Hospital of K

## 29. I felt welcomed at the clinical site by the nurses.

Response	Frequency	Percent	Mean: 3.09
Agree	4	36.36	<div><div></div></div>
Sometimes	5	45.45	<div><div></div></div>
Agree			
Sometimes	1	9.09	<div><div></div></div>
Disagree			
Disagree	1	9.09	<div><div></div></div>
Not Applicable	0	0.00	<div><div></div></div>

## 30. My primary nurses or preceptors communicated adequately with me with regards to my patients.

Response	Frequency	Percent	Mean: 3.09
Agree	4	36.36	<div><div></div></div>
Sometimes	5	45.45	<div><div></div></div>
Agree			
Sometimes	1	9.09	<div><div></div></div>
Disagree			
Disagree	1	9.09	<div><div></div></div>
Not Applicable	0	0.00	<div><div></div></div>

## 31. My primary nurses or preceptors demonstrated professional behaviors.

Response	Frequency	Percent	Mean: 3.18
Agree	5	45.45	<div><div></div></div>
Sometimes	4	36.36	<div><div></div></div>
Agree			
Sometimes	1	9.09	<div><div></div></div>
Disagree			
Disagree	1	9.09	<div><div></div></div>
Not Applicable	0	0.00	<div><div></div></div>

## 32. My primary nurses or preceptors provided safe, competent patient care.

Response	Frequency	Percent	Mean: 3.18
Agree	5	45.45	<div><div></div></div>
Sometimes	4	36.36	<div><div></div></div>
Agree			
Sometimes	1	9.09	<div><div></div></div>
Disagree			
Disagree	1	9.09	<div><div></div></div>
Not Applicable	0	0.00	<div><div></div></div>

## 33. My primary nurses or preceptors gave me constructive feedback regarding my performance.

Response	Frequency	Percent	Mean: 3.09
Agree	5	45.45	<div><div></div></div>
Sometimes	4	36.36	<div><div></div></div>
Agree			
Sometimes	0	0.00	<div><div></div></div>
Disagree			
Disagree	2	18.18	<div><div></div></div>
Not Applicable	0	0.00	<div><div></div></div>

## 34. My preceptors were available to answer questions and observe skills.

Response	Frequency	Percent	Mean: 3.18
Agree	6	54.55	<div><div></div></div>
Sometimes	3	27.27	<div><div></div></div>
Agree			
Sometimes	0	0.00	<div><div></div></div>
Disagree			
Disagree	2	18.18	<div><div></div></div>
Not Applicable	0	0.00	<div><div></div></div>

## 35. During my rotation, I had the opportunity to make clinical decisions for my patients.

Response	Frequency	Percent	Mean: 3.18
Agree	5	45.45	<div><div></div></div>
Sometimes	4	36.36	<div><div></div></div>
Agree			
Sometimes	1	9.09	<div><div></div></div>
Disagree			
Disagree	1	9.09	<div><div></div></div>
Not Applicable	0	0.00	<div><div></div></div>

## 36. During my rotation, I was able to perform a variety of skills.

Response	Frequency	Percent	Mean: 3.18
Agree	6	54.55	<div><div></div></div>
Sometimes	3	27.27	<div><div></div></div>
Agree			
Sometimes	0	0.00	<div><div></div></div>
Disagree			
Disagree	2	18.18	<div><div></div></div>
Not Applicable	0	0.00	<div><div></div></div>

**37. During my rotation, I was able to implement client teaching.**

Response	Frequency	Percent	Mean: 3.27
Agree	5	45.45	<div><div></div></div>
Sometimes	5	45.45	<div><div></div></div>
Agree			
Sometimes	0	0.00	<div><div></div></div>
Disagree			
Disagree	1	9.09	<div><div></div></div>
Not Applicable	0	0.00	<div><div></div></div>

**39. During my rotation, I was able to document on the client's electronic health record.**

Response	Frequency	Percent	Mean: 3.45
Agree	7	63.64	<div><div></div></div>
Sometimes	3	27.27	<div><div></div></div>
Agree			
Sometimes	0	0.00	<div><div></div></div>
Disagree			
Disagree	1	9.09	<div><div></div></div>
Not Applicable	0	0.00	<div><div></div></div>

**41. During my clinical I had sufficient opportunities (quality and quantity) to meet course objectives.**

Response	Frequency	Percent	Mean: 3.00
Agree	5	45.45	<div><div></div></div>
Sometimes	3	27.27	<div><div></div></div>
Agree			
Sometimes	1	9.09	<div><div></div></div>
Disagree			
Disagree	2	18.18	<div><div></div></div>
Not Applicable	0	0.00	<div><div></div></div>

**43. I had an overall positive learning experience at my clinical rotation.**

Response	Frequency	Percent	Mean: 3.09
Agree	5	45.45	<div><div></div></div>
Sometimes	4	36.36	<div><div></div></div>
Agree			
Sometimes	0	0.00	<div><div></div></div>
Disagree			
Disagree	2	18.18	<div><div></div></div>
Not Applicable	0	0.00	<div><div></div></div>

**38. During my rotation, I was able to interact with other disciplines.**

Response	Frequency	Percent	Mean: 3.27
Agree	6	54.55	<div><div></div></div>
Sometimes	3	27.27	<div><div></div></div>
Agree			
Sometimes	1	9.09	<div><div></div></div>
Disagree			
Disagree	1	9.09	<div><div></div></div>
Not Applicable	0	0.00	<div><div></div></div>

**40. The facility provided an adequate orientation.**

Response	Frequency	Percent	Mean: 3.27
Agree	6	54.55	<div><div></div></div>
Sometimes	3	27.27	<div><div></div></div>
Agree			
Sometimes	1	9.09	<div><div></div></div>
Disagree			
Disagree	1	9.09	<div><div></div></div>
Not Applicable	0	0.00	<div><div></div></div>

**42. During my rotation, I was able to gain a deeper understanding of the selected concepts of the week.**

Response	Frequency	Percent	Mean: 2.90
Agree	4	40.00	<div><div></div></div>
Sometimes	3	30.00	<div><div></div></div>
Agree			
Sometimes	1	10.00	<div><div></div></div>
Disagree			
Disagree	2	20.00	<div><div></div></div>
Not Applicable	0	0.00	<div><div></div></div>

# Trinity Valley Community College

ADN Level III - Fall 2015

by Facility

Texas Regional Medical Center

## 29. I felt welcomed at the clinical site by the nurses.

Response	Frequency	Percent	Mean: 4.00
Agree	4	100.00	<div><div></div></div>
Sometimes	0	0.00	<div><div></div></div>
Disagree	0	0.00	<div><div></div></div>
Not Applicable	0	0.00	<div><div></div></div>

## 30. My primary nurses or preceptors communicated adequately with me with regards to my patients.

Response	Frequency	Percent	Mean: 4.00
Agree	4	100.00	<div><div></div></div>
Sometimes	0	0.00	<div><div></div></div>
Disagree	0	0.00	<div><div></div></div>
Not Applicable	0	0.00	<div><div></div></div>

## 31. My primary nurses or preceptors demonstrated professional behaviors.

Response	Frequency	Percent	Mean: 3.75
Agree	3	75.00	<div><div></div></div>
Sometimes	1	25.00	<div><div></div></div>
Disagree	0	0.00	<div><div></div></div>
Not Applicable	0	0.00	<div><div></div></div>

## 32. My primary nurses or preceptors provided safe, competent patient care.

Response	Frequency	Percent	Mean: 4.00
Agree	4	100.00	<div><div></div></div>
Sometimes	0	0.00	<div><div></div></div>
Disagree	0	0.00	<div><div></div></div>
Not Applicable	0	0.00	<div><div></div></div>

## 33. My primary nurses or preceptors gave me constructive feedback regarding my performance.

Response	Frequency	Percent	Mean: 4.00
Agree	4	100.00	<div><div></div></div>
Sometimes	0	0.00	<div><div></div></div>
Disagree	0	0.00	<div><div></div></div>
Not Applicable	0	0.00	<div><div></div></div>

## 34. My preceptors were available to answer questions and observe skills.

Response	Frequency	Percent	Mean: 3.75
Agree	3	75.00	<div><div></div></div>
Sometimes	1	25.00	<div><div></div></div>
Disagree	0	0.00	<div><div></div></div>
Not Applicable	0	0.00	<div><div></div></div>

## 35. During my rotation, I had the opportunity to make clinical decisions for my patients.

Response	Frequency	Percent	Mean: 4.00
Agree	4	100.00	<div><div></div></div>
Sometimes	0	0.00	<div><div></div></div>
Disagree	0	0.00	<div><div></div></div>
Not Applicable	0	0.00	<div><div></div></div>

## 36. During my rotation, I was able to perform a variety of skills.

Response	Frequency	Percent	Mean: 4.00
Agree	4	100.00	<div><div></div></div>
Sometimes	0	0.00	<div><div></div></div>
Disagree	0	0.00	<div><div></div></div>
Not Applicable	0	0.00	<div><div></div></div>

**37. During my rotation, I was able to implement client teaching.**

Response	Frequency	Percent	Mean: 4.00
Agree	4	100.00	
Sometimes	0	0.00	
Agree			
Sometimes	0	0.00	
Disagree			
Disagree	0	0.00	
Not Applicable	0	0.00	

**39. During my rotation, I was able to document on the client's electronic health record.**

Response	Frequency	Percent	Mean: 4.00
Agree	4	100.00	
Sometimes	0	0.00	
Agree			
Sometimes	0	0.00	
Disagree			
Disagree	0	0.00	
Not Applicable	0	0.00	

**41. During my clinical I had sufficient opportunities (quality and quantity) to meet course objectives.**

Response	Frequency	Percent	Mean: 4.00
Agree	4	100.00	
Sometimes	0	0.00	
Agree			
Sometimes	0	0.00	
Disagree			
Disagree	0	0.00	
Not Applicable	0	0.00	

**43. I had an overall positive learning experience at my clinical rotation.**

Response	Frequency	Percent	Mean: 4.00
Agree	4	100.00	
Sometimes	0	0.00	
Agree			
Sometimes	0	0.00	
Disagree			
Disagree	0	0.00	
Not Applicable	0	0.00	

**38. During my rotation, I was able to interact with other disciplines.**

Response	Frequency	Percent	Mean: 4.00
Agree	4	100.00	
Sometimes	0	0.00	
Agree			
Sometimes	0	0.00	
Disagree			
Disagree	0	0.00	
Not Applicable	0	0.00	

**40. The facility provided an adequate orientation.**

Response	Frequency	Percent	Mean: 4.00
Agree	4	100.00	
Sometimes	0	0.00	
Agree			
Sometimes	0	0.00	
Disagree			
Disagree	0	0.00	
Not Applicable	0	0.00	

**42. During my rotation, I was able to gain a deeper understanding of the selected concepts of the week.**

Response	Frequency	Percent	Mean: 4.00
Agree	4	100.00	
Sometimes	0	0.00	
Agree			
Sometimes	0	0.00	
Disagree			
Disagree	0	0.00	
Not Applicable	0	0.00	



# Trinity Valley Community College

ADN Level III - Fall 2015

by Instructor

Christy Doherty

## 44. My clinical instructor was on time for clinical.

Response	Frequency	Percent	Mean: 4.00
Agree	5	100.00	
Sometimes	0	0.00	
Agree			
Sometimes	0	0.00	
Disagree			
Disagree	0	0.00	
Not Applicable	0	0.00	

## 45. My clinical instructor encouraged me to make clinical judgments.

Response	Frequency	Percent	Mean: 4.00
Agree	5	100.00	
Sometimes	0	0.00	
Agree			
Sometimes	0	0.00	
Disagree			
Disagree	0	0.00	
Not Applicable	0	0.00	

## 46. My clinical instructor promoted an environment in which I felt respected.

Response	Frequency	Percent	Mean: 4.00
Agree	5	100.00	
Sometimes	0	0.00	
Agree			
Sometimes	0	0.00	
Disagree			
Disagree	0	0.00	
Not Applicable	0	0.00	

## 47. My clinical instructor demonstrated evidence of current nursing knowledge.

Response	Frequency	Percent	Mean: 4.00
Agree	5	100.00	
Sometimes	0	0.00	
Agree			
Sometimes	0	0.00	
Disagree			
Disagree	0	0.00	
Not Applicable	0	0.00	

## 48. My clinical instructor demonstrated evidence of competency in nursing skills.

Response	Frequency	Percent	Mean: 4.00
Agree	5	100.00	
Sometimes	0	0.00	
Agree			
Sometimes	0	0.00	
Disagree			
Disagree	0	0.00	
Not Applicable	0	0.00	

## 49. My clinical instructor was available for the supervision of invasive skills.

Response	Frequency	Percent	Mean: 4.00
Agree	5	100.00	
Sometimes	0	0.00	
Agree			
Sometimes	0	0.00	
Disagree			
Disagree	0	0.00	
Not Applicable	0	0.00	

## 50. My clinical instructor provided me with constructive feedback on my progress in clinical.

Response	Frequency	Percent	Mean: 4.00
Agree	5	100.00	
Sometimes	0	0.00	
Agree			
Sometimes	0	0.00	
Disagree			
Disagree	0	0.00	
Not Applicable	0	0.00	

## 51. My clinical instructor facilitated post-conference to enhance meeting of clinical objectives.

Response	Frequency	Percent	Mean: 4.00
Agree	5	100.00	
Sometimes	0	0.00	
Agree			
Sometimes	0	0.00	
Disagree			
Disagree	0	0.00	
Not Applicable	0	0.00	

**52. My clinical instructor facilitated post-conference so that my understanding of concepts was enhanced.**

Response	Frequency	Percent	Mean: 4.00
Agree	5	100.00	
Sometimes	0	0.00	
Agree			
Sometimes	0	0.00	
Disagree			
Disagree	0	0.00	
Not Applicable	0	0.00	

**53. My clinical instructor acted as a positive role model regarding patient safety, client advocacy, caring, cultural sensitivity, and collaboration.**

Response	Frequency	Percent	Mean: 4.00
Agree	5	100.00	
Sometimes	0	0.00	
Agree			
Sometimes	0	0.00	
Disagree			
Disagree	0	0.00	
Not Applicable	0	0.00	

# Trinity Valley Community College

ADN Level III - Fall 2015

by Instructor

Deborah Jones

## 44. My clinical instructor was on time for clinical.

Response	Frequency	Percent	Mean: 2.29
Agree	2	28.57	
Sometimes	1	14.29	
Agree			
Sometimes	1	14.29	
Disagree			
Disagree	3	42.86	
Not Applicable	0	0.00	

## 45. My clinical instructor encouraged me to make clinical judgments.

Response	Frequency	Percent	Mean: 2.00
Agree	1	14.29	
Sometimes	2	28.57	
Agree			
Sometimes	0	0.00	
Disagree			
Disagree	4	57.14	
Not Applicable	0	0.00	

## 46. My clinical instructor promoted an environment in which I felt respected.

Response	Frequency	Percent	Mean: 1.71
Agree	1	14.29	
Sometimes	1	14.29	
Agree			
Sometimes	0	0.00	
Disagree			
Disagree	5	71.43	
Not Applicable	0	0.00	

## 47. My clinical instructor demonstrated evidence of current nursing knowledge.

Response	Frequency	Percent	Mean: 2.00
Agree	1	14.29	
Sometimes	1	14.29	
Agree			
Sometimes	2	28.57	
Disagree			
Disagree	3	42.86	
Not Applicable	0	0.00	

## 48. My clinical instructor demonstrated evidence of competency in nursing skills.

Response	Frequency	Percent	Mean: 2.00
Agree	1	14.29	
Sometimes	1	14.29	
Agree			
Sometimes	2	28.57	
Disagree			
Disagree	3	42.86	
Not Applicable	0	0.00	

## 49. My clinical instructor was available for the supervision of invasive skills.

Response	Frequency	Percent	Mean: 1.71
Agree	1	14.29	
Sometimes	1	14.29	
Agree			
Sometimes	0	0.00	
Disagree			
Disagree	5	71.43	
Not Applicable	0	0.00	

## 50. My clinical instructor provided me with constructive feedback on my progress in clinical.

Response	Frequency	Percent	Mean: 1.71
Agree	1	14.29	
Sometimes	1	14.29	
Agree			
Sometimes	0	0.00	
Disagree			
Disagree	5	71.43	
Not Applicable	0	0.00	

## 51. My clinical instructor facilitated post-conference to enhance meeting of clinical objectives.

Response	Frequency	Percent	Mean: 1.71
Agree	1	14.29	
Sometimes	1	14.29	
Agree			
Sometimes	0	0.00	
Disagree			
Disagree	5	71.43	
Not Applicable	0	0.00	

**52. My clinical instructor facilitated post-conference so that my understanding of concepts was enhanced.**

Response	Frequency	Percent	Mean: 1.71
Agree	1	14.29	<div><div></div></div>
Sometimes	1	14.29	<div><div></div></div>
Agree			
Sometimes	0	0.00	<div><div></div></div>
Disagree			
Disagree	5	71.43	<div><div></div></div>
Not Applicable	0	0.00	<div><div></div></div>

**53. My clinical instructor acted as a positive role model regarding patient safety, client advocacy, caring, cultural sensitivity, and collaboration.**

Response	Frequency	Percent	Mean: 1.71
Agree	1	14.29	<div><div></div></div>
Sometimes	1	14.29	<div><div></div></div>
Agree			
Sometimes	0	0.00	<div><div></div></div>
Disagree			
Disagree	5	71.43	<div><div></div></div>
Not Applicable	0	0.00	<div><div></div></div>

# Trinity Valley Community College

ADN Level III - Fall 2015

by Instructor

Jacqueline Caruthers

## 44. My clinical instructor was on time for clinical.

Response	Frequency	Percent	Mean: 4.00
Agree	3	100.00	
Sometimes	0	0.00	
Agree			
Sometimes	0	0.00	
Disagree			
Disagree	0	0.00	
Not Applicable	0	0.00	

## 45. My clinical instructor encouraged me to make clinical judgments.

Response	Frequency	Percent	Mean: 4.00
Agree	3	100.00	
Sometimes	0	0.00	
Agree			
Sometimes	0	0.00	
Disagree			
Disagree	0	0.00	
Not Applicable	0	0.00	

## 46. My clinical instructor promoted an environment in which I felt respected.

Response	Frequency	Percent	Mean: 4.00
Agree	3	100.00	
Sometimes	0	0.00	
Agree			
Sometimes	0	0.00	
Disagree			
Disagree	0	0.00	
Not Applicable	0	0.00	

## 47. My clinical instructor demonstrated evidence of current nursing knowledge.

Response	Frequency	Percent	Mean: 4.00
Agree	3	100.00	
Sometimes	0	0.00	
Agree			
Sometimes	0	0.00	
Disagree			
Disagree	0	0.00	
Not Applicable	0	0.00	

## 48. My clinical instructor demonstrated evidence of competency in nursing skills.

Response	Frequency	Percent	Mean: 4.00
Agree	3	100.00	
Sometimes	0	0.00	
Agree			
Sometimes	0	0.00	
Disagree			
Disagree	0	0.00	
Not Applicable	0	0.00	

## 49. My clinical instructor was available for the supervision of invasive skills.

Response	Frequency	Percent	Mean: 4.00
Agree	3	100.00	
Sometimes	0	0.00	
Agree			
Sometimes	0	0.00	
Disagree			
Disagree	0	0.00	
Not Applicable	0	0.00	

## 50. My clinical instructor provided me with constructive feedback on my progress in clinical.

Response	Frequency	Percent	Mean: 4.00
Agree	3	100.00	
Sometimes	0	0.00	
Agree			
Sometimes	0	0.00	
Disagree			
Disagree	0	0.00	
Not Applicable	0	0.00	

## 51. My clinical instructor facilitated post-conference to enhance meeting of clinical objectives.

Response	Frequency	Percent	Mean: 4.00
Agree	3	100.00	
Sometimes	0	0.00	
Agree			
Sometimes	0	0.00	
Disagree			
Disagree	0	0.00	
Not Applicable	0	0.00	

**52. My clinical instructor facilitated post-conference so that my understanding of concepts was enhanced.**

Response	Frequency	Percent	Mean: 4.00
Agree	3	100.00	
Sometimes	0	0.00	
Agree			
Sometimes	0	0.00	
Disagree			
Disagree	0	0.00	
Not Applicable	0	0.00	

**53. My clinical instructor acted as a positive role model regarding patient safety, client advocacy, caring, cultural sensitivity, and collaboration.**

Response	Frequency	Percent	Mean: 4.00
Agree	3	100.00	
Sometimes	0	0.00	
Agree			
Sometimes	0	0.00	
Disagree			
Disagree	0	0.00	
Not Applicable	0	0.00	

# Trinity Valley Community College

ADN Level III - Fall 2015

by Instructor

Jennie Schneider

## 44. My clinical instructor was on time for clinical.

Response	Frequency	Percent	Mean: 4.00
Agree	4	100.00	
Sometimes	0	0.00	
Agree			
Sometimes	0	0.00	
Disagree			
Disagree	0	0.00	
Not Applicable	0	0.00	

## 45. My clinical instructor encouraged me to make clinical judgments.

Response	Frequency	Percent	Mean: 4.00
Agree	4	100.00	
Sometimes	0	0.00	
Agree			
Sometimes	0	0.00	
Disagree			
Disagree	0	0.00	
Not Applicable	0	0.00	

## 46. My clinical instructor promoted an environment in which I felt respected.

Response	Frequency	Percent	Mean: 4.00
Agree	4	100.00	
Sometimes	0	0.00	
Agree			
Sometimes	0	0.00	
Disagree			
Disagree	0	0.00	
Not Applicable	0	0.00	

## 47. My clinical instructor demonstrated evidence of current nursing knowledge.

Response	Frequency	Percent	Mean: 4.00
Agree	4	100.00	
Sometimes	0	0.00	
Agree			
Sometimes	0	0.00	
Disagree			
Disagree	0	0.00	
Not Applicable	0	0.00	

## 48. My clinical instructor demonstrated evidence of competency in nursing skills.

Response	Frequency	Percent	Mean: 4.00
Agree	4	100.00	
Sometimes	0	0.00	
Agree			
Sometimes	0	0.00	
Disagree			
Disagree	0	0.00	
Not Applicable	0	0.00	

## 49. My clinical instructor was available for the supervision of invasive skills.

Response	Frequency	Percent	Mean: 4.00
Agree	4	100.00	
Sometimes	0	0.00	
Agree			
Sometimes	0	0.00	
Disagree			
Disagree	0	0.00	
Not Applicable	0	0.00	

## 50. My clinical instructor provided me with constructive feedback on my progress in clinical.

Response	Frequency	Percent	Mean: 4.00
Agree	4	100.00	
Sometimes	0	0.00	
Agree			
Sometimes	0	0.00	
Disagree			
Disagree	0	0.00	
Not Applicable	0	0.00	

## 51. My clinical instructor facilitated post-conference to enhance meeting of clinical objectives.

Response	Frequency	Percent	Mean: 4.00
Agree	4	100.00	
Sometimes	0	0.00	
Agree			
Sometimes	0	0.00	
Disagree			
Disagree	0	0.00	
Not Applicable	0	0.00	

**52. My clinical instructor facilitated post-conference so that my understanding of concepts was enhanced.**

Response	Frequency	Percent	Mean: 4.00
Agree	4	100.00	
Sometimes	0	0.00	
Agree			
Sometimes	0	0.00	
Disagree			
Disagree	0	0.00	
Not Applicable	0	0.00	

**53. My clinical instructor acted as a positive role model regarding patient safety, client advocacy, caring, cultural sensitivity, and collaboration.**

Response	Frequency	Percent	Mean: 4.00
Agree	4	100.00	
Sometimes	0	0.00	
Agree			
Sometimes	0	0.00	
Disagree			
Disagree	0	0.00	
Not Applicable	0	0.00	



# Trinity Valley Community College

ADN Level III - Fall 2015

by Instructor

Jody Johnson

## 44. My clinical instructor was on time for clinical.

Response	Frequency	Percent	Mean: 4.00
Agree	3	100.00	
Sometimes	0	0.00	
Agree			
Sometimes	0	0.00	
Disagree			
Disagree	0	0.00	
Not Applicable	0	0.00	

## 45. My clinical instructor encouraged me to make clinical judgments.

Response	Frequency	Percent	Mean: 4.00
Agree	3	100.00	
Sometimes	0	0.00	
Agree			
Sometimes	0	0.00	
Disagree			
Disagree	0	0.00	
Not Applicable	0	0.00	

## 46. My clinical instructor promoted an environment in which I felt respected.

Response	Frequency	Percent	Mean: 4.00
Agree	3	100.00	
Sometimes	0	0.00	
Agree			
Sometimes	0	0.00	
Disagree			
Disagree	0	0.00	
Not Applicable	0	0.00	

## 47. My clinical instructor demonstrated evidence of current nursing knowledge.

Response	Frequency	Percent	Mean: 4.00
Agree	3	100.00	
Sometimes	0	0.00	
Agree			
Sometimes	0	0.00	
Disagree			
Disagree	0	0.00	
Not Applicable	0	0.00	

## 48. My clinical instructor demonstrated evidence of competency in nursing skills.

Response	Frequency	Percent	Mean: 4.00
Agree	3	100.00	
Sometimes	0	0.00	
Agree			
Sometimes	0	0.00	
Disagree			
Disagree	0	0.00	
Not Applicable	0	0.00	

## 49. My clinical instructor was available for the supervision of invasive skills.

Response	Frequency	Percent	Mean: 4.00
Agree	3	100.00	
Sometimes	0	0.00	
Agree			
Sometimes	0	0.00	
Disagree			
Disagree	0	0.00	
Not Applicable	0	0.00	

## 50. My clinical instructor provided me with constructive feedback on my progress in clinical.

Response	Frequency	Percent	Mean: 4.00
Agree	3	100.00	
Sometimes	0	0.00	
Agree			
Sometimes	0	0.00	
Disagree			
Disagree	0	0.00	
Not Applicable	0	0.00	

## 51. My clinical instructor facilitated post-conference to enhance meeting of clinical objectives.

Response	Frequency	Percent	Mean: 4.00
Agree	3	100.00	
Sometimes	0	0.00	
Agree			
Sometimes	0	0.00	
Disagree			
Disagree	0	0.00	
Not Applicable	0	0.00	

**52. My clinical instructor facilitated post-conference so that my understanding of concepts was enhanced.**

Response	Frequency	Percent	Mean: 4.00
Agree	3	100.00	
Sometimes	0	0.00	
Agree			
Sometimes	0	0.00	
Disagree			
Disagree	0	0.00	
Not Applicable	0	0.00	

**53. My clinical instructor acted as a positive role model regarding patient safety, client advocacy, caring, cultural sensitivity, and collaboration.**

Response	Frequency	Percent	Mean: 4.00
Agree	3	100.00	
Sometimes	0	0.00	
Agree			
Sometimes	0	0.00	
Disagree			
Disagree	0	0.00	
Not Applicable	0	0.00	

# Trinity Valley Community College

ADN Level III - Fall 2015

by Instructor

Judy Callicoatt

## 44. My clinical instructor was on time for clinical.

Response	Frequency	Percent	Mean: 4.00
Agree	5	100.00	
Sometimes	0	0.00	
Agree			
Sometimes	0	0.00	
Disagree			
Disagree	0	0.00	
Not Applicable	0	0.00	

## 45. My clinical instructor encouraged me to make clinical judgments.

Response	Frequency	Percent	Mean: 4.00
Agree	5	100.00	
Sometimes	0	0.00	
Agree			
Sometimes	0	0.00	
Disagree			
Disagree	0	0.00	
Not Applicable	0	0.00	

## 46. My clinical instructor promoted an environment in which I felt respected.

Response	Frequency	Percent	Mean: 4.00
Agree	5	100.00	
Sometimes	0	0.00	
Agree			
Sometimes	0	0.00	
Disagree			
Disagree	0	0.00	
Not Applicable	0	0.00	

## 47. My clinical instructor demonstrated evidence of current nursing knowledge.

Response	Frequency	Percent	Mean: 4.00
Agree	5	100.00	
Sometimes	0	0.00	
Agree			
Sometimes	0	0.00	
Disagree			
Disagree	0	0.00	
Not Applicable	0	0.00	

## 48. My clinical instructor demonstrated evidence of competency in nursing skills.

Response	Frequency	Percent	Mean: 4.00
Agree	5	100.00	
Sometimes	0	0.00	
Agree			
Sometimes	0	0.00	
Disagree			
Disagree	0	0.00	
Not Applicable	0	0.00	

## 49. My clinical instructor was available for the supervision of invasive skills.

Response	Frequency	Percent	Mean: 4.00
Agree	5	100.00	
Sometimes	0	0.00	
Agree			
Sometimes	0	0.00	
Disagree			
Disagree	0	0.00	
Not Applicable	0	0.00	

## 50. My clinical instructor provided me with constructive feedback on my progress in clinical.

Response	Frequency	Percent	Mean: 4.00
Agree	5	100.00	
Sometimes	0	0.00	
Agree			
Sometimes	0	0.00	
Disagree			
Disagree	0	0.00	
Not Applicable	0	0.00	

## 51. My clinical instructor facilitated post-conference to enhance meeting of clinical objectives.

Response	Frequency	Percent	Mean: 4.00
Agree	5	100.00	
Sometimes	0	0.00	
Agree			
Sometimes	0	0.00	
Disagree			
Disagree	0	0.00	
Not Applicable	0	0.00	

**52. My clinical instructor facilitated post-conference so that my understanding of concepts was enhanced.**

Response	Frequency	Percent	Mean: 4.00
Agree	5	100.00	
Sometimes	0	0.00	
Agree			
Sometimes	0	0.00	
Disagree			
Disagree	0	0.00	
Not Applicable	0	0.00	

**53. My clinical instructor acted as a positive role model regarding patient safety, client advocacy, caring, cultural sensitivity, and collaboration.**

Response	Frequency	Percent	Mean: 4.00
Agree	5	100.00	
Sometimes	0	0.00	
Agree			
Sometimes	0	0.00	
Disagree			
Disagree	0	0.00	
Not Applicable	0	0.00	

# Trinity Valley Community College

ADN Level III - Fall 2015

by Instructor

Karen Neighbors

## 44. My clinical instructor was on time for clinical.

Response	Frequency	Percent	Mean: 4.00
Agree	2	100.00	
Sometimes	0	0.00	
Agree			
Sometimes	0	0.00	
Disagree			
Disagree	0	0.00	
Not Applicable	0	0.00	

## 45. My clinical instructor encouraged me to make clinical judgments.

Response	Frequency	Percent	Mean: 4.00
Agree	2	100.00	
Sometimes	0	0.00	
Agree			
Sometimes	0	0.00	
Disagree			
Disagree	0	0.00	
Not Applicable	0	0.00	

## 46. My clinical instructor promoted an environment in which I felt respected.

Response	Frequency	Percent	Mean: 4.00
Agree	2	100.00	
Sometimes	0	0.00	
Agree			
Sometimes	0	0.00	
Disagree			
Disagree	0	0.00	
Not Applicable	0	0.00	

## 47. My clinical instructor demonstrated evidence of current nursing knowledge.

Response	Frequency	Percent	Mean: 4.00
Agree	2	100.00	
Sometimes	0	0.00	
Agree			
Sometimes	0	0.00	
Disagree			
Disagree	0	0.00	
Not Applicable	0	0.00	

## 48. My clinical instructor demonstrated evidence of competency in nursing skills.

Response	Frequency	Percent	Mean: 4.00
Agree	2	100.00	
Sometimes	0	0.00	
Agree			
Sometimes	0	0.00	
Disagree			
Disagree	0	0.00	
Not Applicable	0	0.00	

## 49. My clinical instructor was available for the supervision of invasive skills.

Response	Frequency	Percent	Mean: 4.00
Agree	2	100.00	
Sometimes	0	0.00	
Agree			
Sometimes	0	0.00	
Disagree			
Disagree	0	0.00	
Not Applicable	0	0.00	

## 50. My clinical instructor provided me with constructive feedback on my progress in clinical.

Response	Frequency	Percent	Mean: 4.00
Agree	2	100.00	
Sometimes	0	0.00	
Agree			
Sometimes	0	0.00	
Disagree			
Disagree	0	0.00	
Not Applicable	0	0.00	

## 51. My clinical instructor facilitated post-conference to enhance meeting of clinical objectives.

Response	Frequency	Percent	Mean: 4.00
Agree	2	100.00	
Sometimes	0	0.00	
Agree			
Sometimes	0	0.00	
Disagree			
Disagree	0	0.00	
Not Applicable	0	0.00	

**52. My clinical instructor facilitated post-conference so that my understanding of concepts was enhanced.**

Response	Frequency	Percent	Mean: 4.00
Agree	2	100.00	
Sometimes	0	0.00	
Agree			
Sometimes	0	0.00	
Disagree			
Disagree	0	0.00	
Not Applicable	0	0.00	

**53. My clinical instructor acted as a positive role model regarding patient safety, client advocacy, caring, cultural sensitivity, and collaboration.**

Response	Frequency	Percent	Mean: 4.00
Agree	2	100.00	
Sometimes	0	0.00	
Agree			
Sometimes	0	0.00	
Disagree			
Disagree	0	0.00	
Not Applicable	0	0.00	

# Trinity Valley Community College

ADN Level III - Fall 2015

by Instructor

Kathy Colgrove

## 44. My clinical instructor was on time for clinical.

Response	Frequency	Percent	Mean: 4.00
Agree	3	100.00	
Sometimes	0	0.00	
Agree			
Sometimes	0	0.00	
Disagree			
Disagree	0	0.00	
Not Applicable	0	0.00	

## 45. My clinical instructor encouraged me to make clinical judgments.

Response	Frequency	Percent	Mean: 4.00
Agree	3	100.00	
Sometimes	0	0.00	
Agree			
Sometimes	0	0.00	
Disagree			
Disagree	0	0.00	
Not Applicable	0	0.00	

## 46. My clinical instructor promoted an environment in which I felt respected.

Response	Frequency	Percent	Mean: 4.00
Agree	3	100.00	
Sometimes	0	0.00	
Agree			
Sometimes	0	0.00	
Disagree			
Disagree	0	0.00	
Not Applicable	0	0.00	

## 47. My clinical instructor demonstrated evidence of current nursing knowledge.

Response	Frequency	Percent	Mean: 4.00
Agree	3	100.00	
Sometimes	0	0.00	
Agree			
Sometimes	0	0.00	
Disagree			
Disagree	0	0.00	
Not Applicable	0	0.00	

## 48. My clinical instructor demonstrated evidence of competency in nursing skills.

Response	Frequency	Percent	Mean: 4.00
Agree	3	100.00	
Sometimes	0	0.00	
Agree			
Sometimes	0	0.00	
Disagree			
Disagree	0	0.00	
Not Applicable	0	0.00	

## 49. My clinical instructor was available for the supervision of invasive skills.

Response	Frequency	Percent	Mean: 4.00
Agree	3	100.00	
Sometimes	0	0.00	
Agree			
Sometimes	0	0.00	
Disagree			
Disagree	0	0.00	
Not Applicable	0	0.00	

## 50. My clinical instructor provided me with constructive feedback on my progress in clinical.

Response	Frequency	Percent	Mean: 4.00
Agree	3	100.00	
Sometimes	0	0.00	
Agree			
Sometimes	0	0.00	
Disagree			
Disagree	0	0.00	
Not Applicable	0	0.00	

## 51. My clinical instructor facilitated post-conference to enhance meeting of clinical objectives.

Response	Frequency	Percent	Mean: 4.00
Agree	3	100.00	
Sometimes	0	0.00	
Agree			
Sometimes	0	0.00	
Disagree			
Disagree	0	0.00	
Not Applicable	0	0.00	

**52. My clinical instructor facilitated post-conference so that my understanding of concepts was enhanced.**

Response	Frequency	Percent	Mean: 4.00
Agree	3	100.00	
Sometimes	0	0.00	
Agree			
Sometimes	0	0.00	
Disagree			
Disagree	0	0.00	
Not Applicable	0	0.00	

**53. My clinical instructor acted as a positive role model regarding patient safety, client advocacy, caring, cultural sensitivity, and collaboration.**

Response	Frequency	Percent	Mean: 4.00
Agree	3	100.00	
Sometimes	0	0.00	
Agree			
Sometimes	0	0.00	
Disagree			
Disagree	0	0.00	
Not Applicable	0	0.00	



# Trinity Valley Community College

ADN Level III - Fall 2015

by Instructor

Larry Eustace

## 44. My clinical instructor was on time for clinical.

Response	Frequency	Percent	Mean: 4.00
Agree	5	100.00	
Sometimes	0	0.00	
Agree			
Sometimes	0	0.00	
Disagree			
Disagree	0	0.00	
Not Applicable	0	0.00	

## 45. My clinical instructor encouraged me to make clinical judgments.

Response	Frequency	Percent	Mean: 4.00
Agree	5	100.00	
Sometimes	0	0.00	
Agree			
Sometimes	0	0.00	
Disagree			
Disagree	0	0.00	
Not Applicable	0	0.00	

## 46. My clinical instructor promoted an environment in which I felt respected.

Response	Frequency	Percent	Mean: 4.00
Agree	5	100.00	
Sometimes	0	0.00	
Agree			
Sometimes	0	0.00	
Disagree			
Disagree	0	0.00	
Not Applicable	0	0.00	

## 47. My clinical instructor demonstrated evidence of current nursing knowledge.

Response	Frequency	Percent	Mean: 4.00
Agree	5	100.00	
Sometimes	0	0.00	
Agree			
Sometimes	0	0.00	
Disagree			
Disagree	0	0.00	
Not Applicable	0	0.00	

## 48. My clinical instructor demonstrated evidence of competency in nursing skills.

Response	Frequency	Percent	Mean: 4.00
Agree	5	100.00	
Sometimes	0	0.00	
Agree			
Sometimes	0	0.00	
Disagree			
Disagree	0	0.00	
Not Applicable	0	0.00	

## 49. My clinical instructor was available for the supervision of invasive skills.

Response	Frequency	Percent	Mean: 4.00
Agree	5	100.00	
Sometimes	0	0.00	
Agree			
Sometimes	0	0.00	
Disagree			
Disagree	0	0.00	
Not Applicable	0	0.00	

## 50. My clinical instructor provided me with constructive feedback on my progress in clinical.

Response	Frequency	Percent	Mean: 4.00
Agree	5	100.00	
Sometimes	0	0.00	
Agree			
Sometimes	0	0.00	
Disagree			
Disagree	0	0.00	
Not Applicable	0	0.00	

## 51. My clinical instructor facilitated post-conference to enhance meeting of clinical objectives.

Response	Frequency	Percent	Mean: 4.00
Agree	5	100.00	
Sometimes	0	0.00	
Agree			
Sometimes	0	0.00	
Disagree			
Disagree	0	0.00	
Not Applicable	0	0.00	

**52. My clinical instructor facilitated post-conference so that my understanding of concepts was enhanced.**

Response	Frequency	Percent	Mean: 4.00
Agree	5	100.00	
Sometimes	0	0.00	
Agree			
Sometimes	0	0.00	
Disagree			
Disagree	0	0.00	
Not Applicable	0	0.00	

**53. My clinical instructor acted as a positive role model regarding patient safety, client advocacy, caring, cultural sensitivity, and collaboration.**

Response	Frequency	Percent	Mean: 4.00
Agree	5	100.00	
Sometimes	0	0.00	
Agree			
Sometimes	0	0.00	
Disagree			
Disagree	0	0.00	
Not Applicable	0	0.00	

# Trinity Valley Community College

ADN Level III - Fall 2015

by Instructor

Robert Lumpkins

## 44. My clinical instructor was on time for clinical.

Response	Frequency	Percent	Mean: 4.00
Agree	4	100.00	
Sometimes	0	0.00	
Agree			
Sometimes	0	0.00	
Disagree			
Disagree	0	0.00	
Not Applicable	0	0.00	

## 45. My clinical instructor encouraged me to make clinical judgments.

Response	Frequency	Percent	Mean: 4.00
Agree	4	100.00	
Sometimes	0	0.00	
Agree			
Sometimes	0	0.00	
Disagree			
Disagree	0	0.00	
Not Applicable	0	0.00	

## 46. My clinical instructor promoted an environment in which I felt respected.

Response	Frequency	Percent	Mean: 4.00
Agree	4	100.00	
Sometimes	0	0.00	
Agree			
Sometimes	0	0.00	
Disagree			
Disagree	0	0.00	
Not Applicable	0	0.00	

## 47. My clinical instructor demonstrated evidence of current nursing knowledge.

Response	Frequency	Percent	Mean: 4.00
Agree	4	100.00	
Sometimes	0	0.00	
Agree			
Sometimes	0	0.00	
Disagree			
Disagree	0	0.00	
Not Applicable	0	0.00	

## 48. My clinical instructor demonstrated evidence of competency in nursing skills.

Response	Frequency	Percent	Mean: 4.00
Agree	4	100.00	
Sometimes	0	0.00	
Agree			
Sometimes	0	0.00	
Disagree			
Disagree	0	0.00	
Not Applicable	0	0.00	

## 49. My clinical instructor was available for the supervision of invasive skills.

Response	Frequency	Percent	Mean: 4.00
Agree	4	100.00	
Sometimes	0	0.00	
Agree			
Sometimes	0	0.00	
Disagree			
Disagree	0	0.00	
Not Applicable	0	0.00	

## 50. My clinical instructor provided me with constructive feedback on my progress in clinical.

Response	Frequency	Percent	Mean: 4.00
Agree	4	100.00	
Sometimes	0	0.00	
Agree			
Sometimes	0	0.00	
Disagree			
Disagree	0	0.00	
Not Applicable	0	0.00	

## 51. My clinical instructor facilitated post-conference to enhance meeting of clinical objectives.

Response	Frequency	Percent	Mean: 4.00
Agree	4	100.00	
Sometimes	0	0.00	
Agree			
Sometimes	0	0.00	
Disagree			
Disagree	0	0.00	
Not Applicable	0	0.00	

**52. My clinical instructor facilitated post-conference so that my understanding of concepts was enhanced.**

Response	Frequency	Percent	Mean: 4.00
Agree	4	100.00	
Sometimes	0	0.00	
Agree			
Sometimes	0	0.00	
Disagree			
Disagree	0	0.00	
Not Applicable	0	0.00	

**53. My clinical instructor acted as a positive role model regarding patient safety, client advocacy, caring, cultural sensitivity, and collaboration.**

Response	Frequency	Percent	Mean: 4.00
Agree	4	100.00	
Sometimes	0	0.00	
Agree			
Sometimes	0	0.00	
Disagree			
Disagree	0	0.00	
Not Applicable	0	0.00	