

Trinity Valley Community College

ADN Level II Evaluation Report

Spring 2015

Overall

1. The concept objectives were clearly stated, measurable, and attainable.

Response	Frequency	Percent	Mean: 3.49
Agree	51	69.86	<div><div></div></div>
Sometimes	12	16.44	<div><div></div></div>
Agree			
Sometimes	5	6.85	<div><div></div></div>
Disagree			
Disagree	5	6.85	<div><div></div></div>
Not Applicable 0			

2. The tests covered the concept objectives.

Response	Frequency	Percent	Mean: 3.37
Agree	43	60.56	<div><div></div></div>
Sometimes	15	21.13	<div><div></div></div>
Agree			
Sometimes	9	12.68	<div><div></div></div>
Disagree			
Disagree	4	5.63	<div><div></div></div>
Not Applicable 2			

3. The classroom instructors presented current information about their concepts and key exemplars.

Response	Frequency	Percent	Mean: 3.54
Agree	48	67.61	<div><div></div></div>
Sometimes	15	21.13	<div><div></div></div>
Agree			
Sometimes	6	8.45	<div><div></div></div>
Disagree			
Disagree	2	2.82	<div><div></div></div>
Not Applicable 2			

4. The classroom instructors were organized in their presentations.

Response	Frequency	Percent	Mean: 3.44
Agree	45	63.38	<div><div></div></div>
Sometimes	14	19.72	<div><div></div></div>
Agree			
Sometimes	10	14.08	<div><div></div></div>
Disagree			
Disagree	2	2.82	<div><div></div></div>
Not Applicable 2			

5. The classroom presentations covered the concepts in depth.

Response	Frequency	Percent	Mean: 3.10
Agree	41	58.57	<div><div></div></div>
Sometimes	5	7.14	<div><div></div></div>
Agree			
Sometimes	14	20.00	<div><div></div></div>
Disagree			
Disagree	10	14.29	<div><div></div></div>
Not Applicable 2			

6. The classroom instructors asked questions during class which stimulated discussion and critical thinking.

Response	Frequency	Percent	Mean: 3.55
Agree	47	66.20	<div><div></div></div>
Sometimes	18	25.35	<div><div></div></div>
Agree			
Sometimes	4	5.63	<div><div></div></div>
Disagree			
Disagree	2	2.82	<div><div></div></div>
Not Applicable 2			





7. The classroom instructors answered my questions satisfactorily.

Response	Frequency	Percent	Mean: 3.34
Agree	45	63.38	<div><div></div></div>
Sometimes	10	14.08	<div><div></div></div>
Agree			
Sometimes	11	15.49	<div><div></div></div>
Disagree			
Disagree	5	7.04	<div><div></div></div>
Not Applicable 2			





8. The classroom instructors used a variety of interactive activities to help students gain a deeper understanding of the concepts and exemplars.

Response	Frequency	Percent	Mean: 3.54
Agree	47	67.14	<div><div></div></div>
Sometimes	16	22.86	<div><div></div></div>
Agree			
Sometimes	5	7.14	<div><div></div></div>
Disagree			
Disagree	2	2.86	<div><div></div></div>
Not Applicable 2			





9. I felt engaged during the classroom presentations and activities.

Response	Frequency	Percent	Mean: 3.34
Agree	43	61.43	
Sometimes Agree	15	21.43	
Sometimes Disagree	5	7.14	
Disagree	7	10.00	
Not Applicable	3		





11. I was able to get help in obtaining and using library resources if I needed it.

Response	Frequency	Percent	Mean: 3.80
Agree	58	82.86	
Sometimes Agree	11	15.71	
Sometimes Disagree	0	0.00	
Disagree	1	1.43	
Not Applicable	3		





13. Blackboard resources and activities helped me in meeting the course objectives/requirements.

Response	Frequency	Percent	Mean: 3.58
Agree	51	69.86	
Sometimes Agree	15	20.55	
Sometimes Disagree	5	6.85	
Disagree	2	2.74	
Not Applicable	0		





15. I received an adequate orientation to Blackboard.

Response	Frequency	Percent	Mean: 3.83
Agree	61	85.92	
Sometimes Agree	8	11.27	
Sometimes Disagree	2	2.82	
Disagree	0	0.00	
Not Applicable	2		





10. I have improved my understanding of concepts and principles related to patient care by the instructors' presentations.

Response	Frequency	Percent	Mean: 3.44
Agree	46	64.79	
Sometimes Agree	16	22.54	
Sometimes Disagree	3	4.23	
Disagree	6	8.45	
Not Applicable	2		





12. Learning resources are current, comprehensive, use contemporary technology, accessible and available in a timely manner.

Response	Frequency	Percent	Mean: 3.63
Agree	54	76.06	
Sometimes Agree	12	16.90	
Sometimes Disagree	1	1.41	
Disagree	4	5.63	
Not Applicable	1		

14. Support for accessing Blackboard was available if I needed it.

Response	Frequency	Percent	Mean: 3.70
Agree	54	77.14	
Sometimes Agree	12	17.14	
Sometimes Disagree	3	4.29	
Disagree	1	1.43	
Not Applicable	2		

16. The Medical-Surgical Textbook was easy to understand and provided adequate information to meet the course objectives.

Response	Frequency	Percent	Mean: 3.63
Agree	49	67.12	
Sometimes Agree	21	28.77	
Sometimes Disagree	3	4.11	
Disagree	0	0.00	
Not Applicable	0		

17. The Pediatric/Obstetrics Textbook was easy to understand and provided adequate information to meet the course objectives.

Response	Frequency	Percent	Mean: 3.71
Agree	55	76.39	<div><div></div></div>
Sometimes Agree	14	19.44	<div><div></div></div>
Sometimes Disagree	2	2.78	<div><div></div></div>
Disagree	1	1.39	<div><div></div></div>
Not Applicable	1		

18. The Psychiatric Textbook was easy to understand and provided adequate information to meet the course objectives.

Response	Frequency	Percent	Mean: 3.67
Agree	51	72.86	<div><div></div></div>
Sometimes Agree	15	21.43	<div><div></div></div>
Sometimes Disagree	4	5.71	<div><div></div></div>
Disagree	0	0.00	<div><div></div></div>
Not Applicable	2		

19. The Pharmacology Textbook was easy to understand and provided adequate information to meet the course objectives.

Response	Frequency	Percent	Mean: 3.15
Agree	37	51.39	<div><div></div></div>
Sometimes Agree	16	22.22	<div><div></div></div>
Sometimes Disagree	12	16.67	<div><div></div></div>
Disagree	7	9.72	<div><div></div></div>
Not Applicable	1		

20. The Fundamentals Textbook was easy to understand and provided adequate information to meet the course objectives.

Response	Frequency	Percent	Mean: 3.75
Agree	57	78.08	<div><div></div></div>
Sometimes Agree	14	19.18	<div><div></div></div>
Sometimes Disagree	2	2.74	<div><div></div></div>
Disagree	0	0.00	<div><div></div></div>
Not Applicable	0		

21. The Health Assessment Textbook was easy to understand and provided adequate information to meet the course objectives.

Response	Frequency	Percent	Mean: 3.63
Agree	53	74.65	<div><div></div></div>
Sometimes Agree	13	18.31	<div><div></div></div>
Sometimes Disagree	2	2.82	<div><div></div></div>
Disagree	3	4.23	<div><div></div></div>
Not Applicable	2		

22. The Trends & Issues Textbook was easy to understand and provided adequate information to meet the course objectives.

Response	Frequency	Percent	Mean: 3.57
Agree	41	68.33	<div><div></div></div>
Sometimes Agree	12	20.00	<div><div></div></div>
Sometimes Disagree	7	11.67	<div><div></div></div>
Disagree	0	0.00	<div><div></div></div>
Not Applicable	13		

23. The E-books were easy to navigate and helpful to me during the semester.

Response	Frequency	Percent	Mean: 3.03
Agree	30	51.72	<div><div></div></div>
Sometimes Agree	10	17.24	<div><div></div></div>
Sometimes Disagree	8	13.79	<div><div></div></div>
Disagree	10	17.24	<div><div></div></div>
Not Applicable	14		

24. The Neighborhood helped me to develop my nursing knowledge and clinical judgment.

Response	Frequency	Percent	Mean: 3.13
Agree	25	52.08	<div><div></div></div>
Sometimes Agree	11	22.92	<div><div></div></div>
Sometimes Disagree	5	10.42	<div><div></div></div>
Disagree	7	14.58	<div><div></div></div>
Not Applicable	25		

25. The Cerner Electronic Health Record (EHR) helped me to develop my documentation skills.

Response	Frequency	Percent	Mean: 3.14
Agree	29	51.79	<div><div></div></div>
Sometimes	13	23.21	<div><div></div></div>
Agree			
Sometimes	7	12.50	<div><div></div></div>
Disagree			
Disagree	7	12.50	<div><div></div></div>
Not Applicable	14		

27. The semester syllabus was easy to understand and provided adequate information to guide my progress through the semester.

Response	Frequency	Percent	Mean: 3.26
Agree	37	53.62	<div><div></div></div>
Sometimes	18	26.09	<div><div></div></div>
Agree			
Sometimes	9	13.04	<div><div></div></div>
Disagree			
Disagree	5	7.25	<div><div></div></div>
Not Applicable	1		

29. My primary nurses or preceptors communicated adequately with me with regards to my patients.

Response	Frequency	Percent	Mean: 3.65
Agree	56	77.78	<div><div></div></div>
Sometimes	9	12.50	<div><div></div></div>
Agree			
Sometimes	5	6.94	<div><div></div></div>
Disagree			
Disagree	2	2.78	<div><div></div></div>
Not Applicable	0		

31. My primary nurses or preceptors provided safe, competent patient care.

Response	Frequency	Percent	Mean: 3.65
Agree	54	75.00	<div><div></div></div>
Sometimes	13	18.06	<div><div></div></div>
Agree			
Sometimes	3	4.17	<div><div></div></div>
Disagree			
Disagree	2	2.78	<div><div></div></div>
Not Applicable	0		

26. Prep-U helped me to see if I was prepared for the exams.

Response	Frequency	Percent	Mean: 3.07
Agree	33	47.14	<div><div></div></div>
Sometimes	19	27.14	<div><div></div></div>
Agree			
Sometimes	8	11.43	<div><div></div></div>
Disagree			
Disagree	10	14.29	<div><div></div></div>
Not Applicable	3		

28. I felt welcomed at the clinical site by the nurses.

Response	Frequency	Percent	Mean: 3.38
Agree	42	57.53	<div><div></div></div>
Sometimes	22	30.14	<div><div></div></div>
Agree			
Sometimes	4	5.48	<div><div></div></div>
Disagree			
Disagree	5	6.85	<div><div></div></div>
Not Applicable	0		

30. My primary nurses or preceptors demonstrated professional behaviors.

Response	Frequency	Percent	Mean: 3.51
Agree	49	67.12	<div><div></div></div>
Sometimes	16	21.92	<div><div></div></div>
Agree			
Sometimes	4	5.48	<div><div></div></div>
Disagree			
Disagree	4	5.48	<div><div></div></div>
Not Applicable	0		

32. My primary nurses or preceptors gave me constructive feedback regarding my performance.

Response	Frequency	Percent	Mean: 3.67
Agree	56	76.71	<div><div></div></div>
Sometimes	13	17.81	<div><div></div></div>
Agree			
Sometimes	1	1.37	<div><div></div></div>
Disagree			
Disagree	3	4.11	<div><div></div></div>
Not Applicable	0		

33. My preceptors were available to answer questions and observe skills.

Response	Frequency	Percent	Mean: 3.82
Agree	62	84.93	<div><div></div></div>
Sometimes	10	13.70	<div><div></div></div>
Agree			
Sometimes	0	0.00	<div><div></div></div>
Disagree			
Disagree	1	1.37	<div><div></div></div>
Not Applicable	0		

35. During my rotation, I was able to perform a variety of skills.

Response	Frequency	Percent	Mean: 3.81
Agree	60	83.33	<div><div></div></div>
Sometimes	10	13.89	<div><div></div></div>
Agree			
Sometimes	2	2.78	<div><div></div></div>
Disagree			
Disagree	0	0.00	<div><div></div></div>
Not Applicable	0		

37. During my rotation, I was able to interact with other disciplines.

Response	Frequency	Percent	Mean: 3.75
Agree	59	81.94	<div><div></div></div>
Sometimes	9	12.50	<div><div></div></div>
Agree			
Sometimes	3	4.17	<div><div></div></div>
Disagree			
Disagree	1	1.39	<div><div></div></div>
Not Applicable	0		

39. The facility provided an adequate orientation.

Response	Frequency	Percent	Mean: 3.78
Agree	62	84.93	<div><div></div></div>
Sometimes	7	9.59	<div><div></div></div>
Agree			
Sometimes	3	4.11	<div><div></div></div>
Disagree			
Disagree	1	1.37	<div><div></div></div>
Not Applicable	0		

34. During my rotation, I had the opportunity to make clinical decisions for my patients.

Response	Frequency	Percent	Mean: 3.70
Agree	56	76.71	<div><div></div></div>
Sometimes	13	17.81	<div><div></div></div>
Agree			
Sometimes	3	4.11	<div><div></div></div>
Disagree			
Disagree	1	1.37	<div><div></div></div>
Not Applicable	0		

36. During my rotation, I was able to implement client teaching.

Response	Frequency	Percent	Mean: 3.78
Agree	61	83.56	<div><div></div></div>
Sometimes	8	10.96	<div><div></div></div>
Agree			
Sometimes	4	5.48	<div><div></div></div>
Disagree			
Disagree	0	0.00	<div><div></div></div>
Not Applicable	0		

38. During my rotation, I was able to document on the client's electronic health record.

Response	Frequency	Percent	Mean: 3.39
Agree	51	73.91	<div><div></div></div>
Sometimes	4	5.80	<div><div></div></div>
Agree			
Sometimes	4	5.80	<div><div></div></div>
Disagree			
Disagree	10	14.49	<div><div></div></div>
Not Applicable	4		

40. During my clinical I had sufficient opportunities (quality and quantity) to meet course objectives.

Response	Frequency	Percent	Mean: 3.75
Agree	57	78.08	<div><div></div></div>
Sometimes	14	19.18	<div><div></div></div>
Agree			
Sometimes	2	2.74	<div><div></div></div>
Disagree			
Disagree	0	0.00	<div><div></div></div>
Not Applicable	0		

41. I had an overall positive learning experience at my clinical rotation.

Response	Frequency	Percent	Mean: 3.85
Agree	64	88.89	<div><div></div></div>
Sometimes	6	8.33	<div><div></div></div>
Agree			
Sometimes	1	1.39	<div><div></div></div>
Disagree			
Disagree	1	1.39	<div><div></div></div>
Not Applicable	0		

43. My clinical instructor encouraged me to make clinical judgments.

Response	Frequency	Percent	Mean: 3.92
Agree	68	93.15	<div><div></div></div>
Sometimes	4	5.48	<div><div></div></div>
Agree			
Sometimes	1	1.37	<div><div></div></div>
Disagree			
Disagree	0	0.00	<div><div></div></div>
Not Applicable	0		

45. My clinical instructor demonstrated evidence of current nursing knowledge.

Response	Frequency	Percent	Mean: 3.95
Agree	69	94.52	<div><div></div></div>
Sometimes	4	5.48	<div><div></div></div>
Agree			
Sometimes	0	0.00	<div><div></div></div>
Disagree			
Disagree	0	0.00	<div><div></div></div>
Not Applicable	0		

47. My clinical instructor was available for the supervision of invasive skills.

Response	Frequency	Percent	Mean: 3.92
Agree	68	93.15	<div><div></div></div>
Sometimes	4	5.48	<div><div></div></div>
Agree			
Sometimes	1	1.37	<div><div></div></div>
Disagree			
Disagree	0	0.00	<div><div></div></div>
Not Applicable	0		

42. My clinical instructor was on time for clinical.

Response	Frequency	Percent	Mean: 3.97
Agree	71	97.26	<div><div></div></div>
Sometimes	2	2.74	<div><div></div></div>
Agree			
Sometimes	0	0.00	<div><div></div></div>
Disagree			
Disagree	0	0.00	<div><div></div></div>
Not Applicable	0		

44. My clinical instructor promoted an environment in which I felt respected.

Response	Frequency	Percent	Mean: 3.90
Agree	67	93.06	<div><div></div></div>
Sometimes	3	4.17	<div><div></div></div>
Agree			
Sometimes	2	2.78	<div><div></div></div>
Disagree			
Disagree	0	0.00	<div><div></div></div>
Not Applicable	0		

46. My clinical instructor demonstrated evidence of competency in nursing skills.

Response	Frequency	Percent	Mean: 3.95
Agree	69	94.52	<div><div></div></div>
Sometimes	4	5.48	<div><div></div></div>
Agree			
Sometimes	0	0.00	<div><div></div></div>
Disagree			
Disagree	0	0.00	<div><div></div></div>
Not Applicable	0		

48. My clinical instructor provided me with constructive feedback on my progress in clinical.

Response	Frequency	Percent	Mean: 3.93
Agree	69	94.52	<div><div></div></div>
Sometimes	3	4.11	<div><div></div></div>
Agree			
Sometimes	1	1.37	<div><div></div></div>
Disagree			
Disagree	0	0.00	<div><div></div></div>
Not Applicable	0		

49. My clinical instructor facilitated post-conference to enhance meeting of clinical objectives.

Response	Frequency	Percent	Mean: 3.92
Agree	67	91.78	<div><div></div></div>
Sometimes	6	8.22	<div><div></div></div>
Agree			
Sometimes	0	0.00	<div><div></div></div>
Disagree			
Disagree	0	0.00	<div><div></div></div>
<i>Not Applicable</i>	0		

50. My clinical instructor acted as a positive role model regarding patient safety, client advocacy, caring, cultural sensitivity, and collaboration.

Response	Frequency	Percent	Mean: 3.94
Agree	68	94.44	<div><div></div></div>
Sometimes	4	5.56	<div><div></div></div>
Agree			
Sometimes	0	0.00	<div><div></div></div>
Disagree			
Disagree	0	0.00	<div><div></div></div>
<i>Not Applicable</i>	0		