











Trinity Valley Community College

ADN Level I - Fall 2015






1. The concept objectives were clearly stated, measurable, and attainable.

Response	Percent	Mean: 3.48
Agree	65.22	
Sometimes Agree	21.74	
Sometimes Disagree	8.70	
Disagree	4.35	
Not Applicable	0.00	






3. The classroom instructors presented current information about their concepts and key exemplars.

Response	Percent	Mean: 3.26
Agree	34.78	
Sometimes Agree	56.52	
Sometimes Disagree	8.70	
Disagree	0.00	
Not Applicable	0.00	






5. The classroom presentations covered the concepts in depth in voice over PowerPoint or class presentations.

Response	Percent	Mean: 2.65
Agree	30.43	
Sometimes Agree	21.74	
Sometimes Disagree	30.43	
Disagree	17.39	
Not Applicable	0.00	






7. The classroom instructors answered my questions satisfactorily.

Response	Percent	Mean: 2.91
Agree	34.78	
Sometimes Agree	30.43	
Sometimes Disagree	26.09	
Disagree	8.70	
Not Applicable	0.00	






2. The tests covered the concept objectives.

Response	Percent	Mean: 3.35
Agree	47.83	
Sometimes Agree	39.13	
Sometimes Disagree	13.04	
Disagree	0.00	
Not Applicable	0.00	






4. The classroom instructors were organized in their presentations.

Response	Percent	Mean: 2.65
Agree	21.74	
Sometimes Agree	34.78	
Sometimes Disagree	30.43	
Disagree	13.04	
Not Applicable	0.00	






6. The classroom instructors asked questions during class which stimulated discussion and critical thinking.

Response	Percent	Mean: 3.00
Agree	34.78	
Sometimes Agree	34.78	
Sometimes Disagree	26.09	
Disagree	4.35	
Not Applicable	0.00	






8. The classroom instructors used a variety of interactive activities to help students gain a deeper understanding of the concepts and exemplars.

Response	Percent	Mean: 2.87
Agree	26.09	
Sometimes Agree	43.48	
Sometimes Disagree	21.74	
Disagree	8.70	
Not Applicable	0.00	






9. I felt engaged during the classroom presentations and activities.

Response	Percent	Mean: 2.61
Agree	30.43	
Sometimes Agree	17.39	
Sometimes Disagree	34.78	
Disagree	17.39	
Not Applicable	0.00	






11. I was able to get help in obtaining and using library resources if I needed it.

Response	Percent	Mean: 3.17
Agree	60.87	
Sometimes Agree	21.74	
Sometimes Disagree	4.35	
Disagree	0.00	
Not Applicable	13.04	






13. Blackboard resources and activities helped me in meeting the course objectives/requirements.

Response	Percent	Mean: 3.17
Agree	34.78	
Sometimes Agree	52.17	
Sometimes Disagree	8.70	
Disagree	4.35	
Not Applicable	0.00	






15. I received an adequate orientation to Blackboard.

Response	Percent	Mean: 3.22
Agree	69.57	
Sometimes Agree	13.04	
Sometimes Disagree	0.00	
Disagree	4.35	
Not Applicable	13.04	






17. The Pediatric/Obstetrics Textbook was easy to understand and provided adequate information to meet the course objectives.

Response	Percent	Mean: 2.74
Agree	52.17	
Sometimes Agree	21.74	
Sometimes Disagree	0.00	
Disagree	0.00	
Not Applicable	26.09	






10. I have improved my understanding of concepts and principles related to patient care by the instructors' presentations.

Response	Percent	Mean: 2.61
Agree	26.09	
Sometimes Agree	30.43	
Sometimes Disagree	21.74	
Disagree	21.74	
Not Applicable	0.00	






12. Learning resources are current, comprehensive, use contemporary technology, accessible and available in a timely manner.

Response	Percent	Mean: 3.04
Agree	52.17	
Sometimes Agree	30.43	
Sometimes Disagree	0.00	
Disagree	4.35	
Not Applicable	13.04	






14. Support for accessing Blackboard was available if I needed it.

Response	Percent	Mean: 3.65
Agree	78.26	
Sometimes Agree	17.39	
Sometimes Disagree	0.00	
Disagree	0.00	
Not Applicable	4.35	






16. The Medical-Surgical Textbook was easy to understand and provided adequate information to meet the course objectives.

Response	Percent	Mean: 3.43
Agree	60.87	
Sometimes Agree	26.09	
Sometimes Disagree	8.70	
Disagree	4.35	
Not Applicable	0.00	






18. The Psychiatric Textbook was easy to understand and provided adequate information to meet the course objectives.

Response	Percent	Mean: 2.22
Agree	39.13	
Sometimes Agree	21.74	
Sometimes Disagree	0.00	
Disagree	0.00	
Not Applicable	39.13	






19. The Pharmacology Textbook was easy to understand and provided adequate information to meet the course objectives.

Response	Percent	Mean: 2.39
Agree	21.74	
Sometimes Agree	17.39	
Sometimes Disagree	39.13	
Disagree	21.74	
Not Applicable	0.00	






21. The Health Assessment Textbook was easy to understand and provided adequate information to meet the course objectives.

Response	Percent	Mean: 3.57
Agree	82.61	
Sometimes Agree	8.70	
Sometimes Disagree	0.00	
Disagree	0.00	
Not Applicable	8.70	






23. The E-books were easy to navigate and helpful to me during the semester.

Response	Percent	Mean: 2.26
Agree	47.83	
Sometimes Agree	4.35	
Sometimes Disagree	4.35	
Disagree	13.04	
Not Applicable	30.43	






25. The Elsevier Adaptive Quizzing helped me to develop my nursing knowledge and clinical judgment.

Response	Percent	Mean: 3.26
Agree	52.17	
Sometimes Agree	30.43	
Sometimes Disagree	8.70	
Disagree	8.70	
Not Applicable	0.00	






27. SimChart helped me to develop my documentation skills.

Response	Percent	Mean: 3.39
Agree	56.52	
Sometimes Agree	34.78	
Sometimes Disagree	0.00	
Disagree	8.70	
Not Applicable	0.00	






20. The Fundamentals Textbook was easy to understand and provided adequate information to meet the course objectives.

Response	Percent	Mean: 4.00
Agree	100.00	
Sometimes Agree	0.00	
Sometimes Disagree	0.00	
Disagree	0.00	
Not Applicable	0.00	






22. The Trends & Issues Textbook was easy to understand and provided adequate information to meet the course objectives.

Response	Percent	Mean: 1.96
Agree	30.43	
Sometimes Agree	21.74	
Sometimes Disagree	0.00	
Disagree	8.70	
Not Applicable	39.13	






24. The Elsevier Adaptive Learning helped me to develop my nursing knowledge and clinical judgment.

Response	Percent	Mean: 2.91
Agree	43.48	
Sometimes Agree	26.09	
Sometimes Disagree	8.70	
Disagree	21.74	
Not Applicable	0.00	






26. Nursing Concepts On-Line helped me to prepare for class and skills lab.

Response	Percent	Mean: 3.35
Agree	56.52	
Sometimes Agree	34.78	
Sometimes Disagree	0.00	
Disagree	4.35	
Not Applicable	4.35	

28. The Pharmacology on-line course helped me understand pharmacology.

Response	Percent	Mean: 2.57
Agree	21.74	
Sometimes Agree	43.48	
Sometimes Disagree	8.70	
Disagree	21.74	
Not Applicable	4.35	

29. I felt welcomed at the clinical site by the nurses.

Response	Percent	Mean: 2.91
Agree	30.43	
Sometimes Agree	43.48	
Sometimes Disagree	13.04	
Disagree	13.04	
Not Applicable	0.00	

Trinity Valley Community College

ADN Level I - Fall 2015

Kemp Care Center

by Facility

30. The facility staff demonstrated professional behaviors.

Response	Percent	Mean: 2.75
Agree	25.00	<div><div></div></div>
Sometimes Agree	25.00	<div><div></div></div>
Sometimes Disagree	50.00	<div><div></div></div>
Disagree	0.00	<div><div></div></div>
Not Applicable	0.00	<div><div></div></div>

32. The focused assignments helped to reinforce what I had learned about concepts in class.

Response	Percent	Mean: 3.75
Agree	75.00	<div><div></div></div>
Sometimes Agree	25.00	<div><div></div></div>
Sometimes Disagree	0.00	<div><div></div></div>
Disagree	0.00	<div><div></div></div>
Not Applicable	0.00	<div><div></div></div>

34. During my rotation, I was able to perform a variety of basic skills.

Response	Percent	Mean: 4.00
Agree	100.00	<div><div></div></div>
Sometimes Agree	0.00	<div><div></div></div>
Sometimes Disagree	0.00	<div><div></div></div>
Disagree	0.00	<div><div></div></div>
Not Applicable	0.00	<div><div></div></div>

36. The facility provided an adequate orientation.

Response	Percent	Mean: 3.00
Agree	75.00	<div><div></div></div>
Sometimes Agree	0.00	<div><div></div></div>
Sometimes Disagree	0.00	<div><div></div></div>
Disagree	0.00	<div><div></div></div>
Not Applicable	25.00	<div><div></div></div>

38. I had an overall positive learning experience at my clinical rotation.

Response	Percent	Mean: 3.75
Agree	75.00	<div><div></div></div>
Sometimes Agree	25.00	<div><div></div></div>
Sometimes Disagree	0.00	<div><div></div></div>
Disagree	0.00	<div><div></div></div>
Not Applicable	0.00	<div><div></div></div>

31. I had adequate opportunities to complete the focused concept assignments.

Response	Percent	Mean: 3.75
Agree	75.00	<div><div></div></div>
Sometimes Agree	25.00	<div><div></div></div>
Sometimes Disagree	0.00	<div><div></div></div>
Disagree	0.00	<div><div></div></div>
Not Applicable	0.00	<div><div></div></div>

33. I had the opportunity to perform several assessments on the residents.

Response	Percent	Mean: 4.00
Agree	100.00	<div><div></div></div>
Sometimes Agree	0.00	<div><div></div></div>
Sometimes Disagree	0.00	<div><div></div></div>
Disagree	0.00	<div><div></div></div>
Not Applicable	0.00	<div><div></div></div>

35. During my rotation, I was able to interact with the facility staff.

Response	Percent	Mean: 3.50
Agree	75.00	<div><div></div></div>
Sometimes Agree	0.00	<div><div></div></div>
Sometimes Disagree	25.00	<div><div></div></div>
Disagree	0.00	<div><div></div></div>
Not Applicable	0.00	<div><div></div></div>

37. During my clinical I had sufficient opportunities (quality and quantity) to meet course objectives.

Response	Percent	Mean: 4.00
Agree	100.00	<div><div></div></div>
Sometimes Agree	0.00	<div><div></div></div>
Sometimes Disagree	0.00	<div><div></div></div>
Disagree	0.00	<div><div></div></div>
Not Applicable	0.00	<div><div></div></div>

Trinity Valley Community College

ADN Level I - Fall 2015

Legend Oaks-Ennis

by Facility

30. The facility staff demonstrated professional behaviors.

Response	Percent	Mean: 4.00
Agree	100.00	
Sometimes Agree	0.00	
Sometimes Disagree	0.00	
Disagree	0.00	
Not Applicable	0.00	

32. The focused assignments helped to reinforce what I had learned about concepts in class.

Response	Percent	Mean: 4.00
Agree	100.00	
Sometimes Agree	0.00	
Sometimes Disagree	0.00	
Disagree	0.00	
Not Applicable	0.00	

34. During my rotation, I was able to perform a variety of basic skills.

Response	Percent	Mean: 4.00
Agree	100.00	
Sometimes Agree	0.00	
Sometimes Disagree	0.00	
Disagree	0.00	
Not Applicable	0.00	

36. The facility provided an adequate orientation.

Response	Percent	Mean: 4.00
Agree	100.00	
Sometimes Agree	0.00	
Sometimes Disagree	0.00	
Disagree	0.00	
Not Applicable	0.00	

38. I had an overall positive learning experience at my clinical rotation.

Response	Percent	Mean: 4.00
Agree	100.00	
Sometimes Agree	0.00	
Sometimes Disagree	0.00	
Disagree	0.00	
Not Applicable	0.00	

31. I had adequate opportunities to complete the focused concept assignments.

Response	Percent	Mean: 4.00
Agree	100.00	
Sometimes Agree	0.00	
Sometimes Disagree	0.00	
Disagree	0.00	
Not Applicable	0.00	

33. I had the opportunity to perform several assessments on the residents.

Response	Percent	Mean: 4.00
Agree	100.00	
Sometimes Agree	0.00	
Sometimes Disagree	0.00	
Disagree	0.00	
Not Applicable	0.00	

35. During my rotation, I was able to interact with the facility staff.

Response	Percent	Mean: 4.00
Agree	100.00	
Sometimes Agree	0.00	
Sometimes Disagree	0.00	
Disagree	0.00	
Not Applicable	0.00	

37. During my clinical I had sufficient opportunities (quality and quantity) to meet course objectives.

Response	Percent	Mean: 4.00
Agree	100.00	
Sometimes Agree	0.00	
Sometimes Disagree	0.00	
Disagree	0.00	
Not Applicable	0.00	

Trinity Valley Community College

ADN Level I - Fall 2015

South Place

by Facility

30. The facility staff demonstrated professional behaviors.

Response	Percent	Mean: 4.00
Agree	100.00	
Sometimes Agree	0.00	
Sometimes Disagree	0.00	
Disagree	0.00	
Not Applicable	0.00	

32. The focused assignments helped to reinforce what I had learned about concepts in class.

Response	Percent	Mean: 4.00
Agree	100.00	
Sometimes Agree	0.00	
Sometimes Disagree	0.00	
Disagree	0.00	
Not Applicable	0.00	

34. During my rotation, I was able to perform a variety of basic skills.

Response	Percent	Mean: 3.00
Agree	0.00	
Sometimes Agree	100.00	
Sometimes Disagree	0.00	
Disagree	0.00	
Not Applicable	0.00	

36. The facility provided an adequate orientation.

Response	Percent	Mean: 3.00
Agree	0.00	
Sometimes Agree	100.00	
Sometimes Disagree	0.00	
Disagree	0.00	
Not Applicable	0.00	

38. I had an overall positive learning experience at my clinical rotation.

Response	Percent	Mean: 4.00
Agree	100.00	
Sometimes Agree	0.00	
Sometimes Disagree	0.00	
Disagree	0.00	
Not Applicable	0.00	

31. I had adequate opportunities to complete the focused concept assignments.

Response	Percent	Mean: 4.00
Agree	100.00	
Sometimes Agree	0.00	
Sometimes Disagree	0.00	
Disagree	0.00	
Not Applicable	0.00	

33. I had the opportunity to perform several assessments on the residents.

Response	Percent	Mean: 4.00
Agree	100.00	
Sometimes Agree	0.00	
Sometimes Disagree	0.00	
Disagree	0.00	
Not Applicable	0.00	

35. During my rotation, I was able to interact with the facility staff.

Response	Percent	Mean: 3.00
Agree	0.00	
Sometimes Agree	100.00	
Sometimes Disagree	0.00	
Disagree	0.00	
Not Applicable	0.00	

37. During my clinical I had sufficient opportunities (quality and quantity) to meet course objectives.

Response	Percent	Mean: 4.00
Agree	100.00	
Sometimes Agree	0.00	
Sometimes Disagree	0.00	
Disagree	0.00	
Not Applicable	0.00	

Trinity Valley Community College

ADN Level I - Fall 2015

Sunflower Park Nursing Home

by Facility

30. The facility staff demonstrated professional behaviors.

Response	Percent	Mean: 2.75
Agree	0.00	
Sometimes Agree	75.00	
Sometimes Disagree	25.00	
Disagree	0.00	
Not Applicable	0.00	

32. The focused assignments helped to reinforce what I had learned about concepts in class.

Response	Percent	Mean: 3.75
Agree	75.00	
Sometimes Agree	25.00	
Sometimes Disagree	0.00	
Disagree	0.00	
Not Applicable	0.00	

34. During my rotation, I was able to perform a variety of basic skills.

Response	Percent	Mean: 3.67
Agree	66.67	
Sometimes Agree	33.33	
Sometimes Disagree	0.00	
Disagree	0.00	
Not Applicable	0.00	

36. The facility provided an adequate orientation.

Response	Percent	Mean: 2.75
Agree	25.00	
Sometimes Agree	50.00	
Sometimes Disagree	0.00	
Disagree	25.00	
Not Applicable	0.00	

38. I had an overall positive learning experience at my clinical rotation.

Response	Percent	Mean: 3.75
Agree	75.00	
Sometimes Agree	25.00	
Sometimes Disagree	0.00	
Disagree	0.00	
Not Applicable	0.00	

31. I had adequate opportunities to complete the focused concept assignments.

Response	Percent	Mean: 3.75
Agree	75.00	
Sometimes Agree	25.00	
Sometimes Disagree	0.00	
Disagree	0.00	
Not Applicable	0.00	

33. I had the opportunity to perform several assessments on the residents.

Response	Percent	Mean: 3.75
Agree	75.00	
Sometimes Agree	25.00	
Sometimes Disagree	0.00	
Disagree	0.00	
Not Applicable	0.00	

35. During my rotation, I was able to interact with the facility staff.

Response	Percent	Mean: 3.50
Agree	50.00	
Sometimes Agree	50.00	
Sometimes Disagree	0.00	
Disagree	0.00	
Not Applicable	0.00	

37. During my clinical I had sufficient opportunities (quality and quantity) to meet course objectives.

Response	Percent	Mean: 3.75
Agree	75.00	
Sometimes Agree	25.00	
Sometimes Disagree	0.00	
Disagree	0.00	
Not Applicable	0.00	






Trinity Valley Community College

ADN Level I - Fall 2015






Terrell Health Care Center

by Facility






30. The facility staff demonstrated professional behaviors.

Response	Percent	Mean: 2.83
Agree	33.33	
Sometimes Agree	16.67	
Sometimes Disagree	50.00	
Disagree	0.00	
Not Applicable	0.00	






32. The focused assignments helped to reinforce what I had learned about concepts in class.

Response	Percent	Mean: 3.67
Agree	83.33	
Sometimes Agree	0.00	
Sometimes Disagree	16.67	
Disagree	0.00	
Not Applicable	0.00	






34. During my rotation, I was able to perform a variety of basic skills.

Response	Percent	Mean: 2.83
Agree	33.33	
Sometimes Agree	33.33	
Sometimes Disagree	16.67	
Disagree	16.67	
Not Applicable	0.00	






36. The facility provided an adequate orientation.

Response	Percent	Mean: 3.00
Agree	50.00	
Sometimes Agree	16.67	
Sometimes Disagree	16.67	
Disagree	16.67	
Not Applicable	0.00	






38. I had an overall positive learning experience at my clinical rotation.

Response	Percent	Mean: 3.67
Agree	83.33	
Sometimes Agree	0.00	
Sometimes Disagree	16.67	
Disagree	0.00	
Not Applicable	0.00	






31. I had adequate opportunities to complete the focused concept assignments.

Response	Percent	Mean: 3.50
Agree	66.67	
Sometimes Agree	16.67	
Sometimes Disagree	16.67	
Disagree	0.00	
Not Applicable	0.00	






33. I had the opportunity to perform several assessments on the residents.

Response	Percent	Mean: 3.67
Agree	66.67	
Sometimes Agree	33.33	
Sometimes Disagree	0.00	
Disagree	0.00	
Not Applicable	0.00	

35. During my rotation, I was able to interact with the facility staff.

Response	Percent	Mean: 3.33
Agree	50.00	
Sometimes Agree	33.33	
Sometimes Disagree	16.67	
Disagree	0.00	
Not Applicable	0.00	

37. During my clinical I had sufficient opportunities (quality and quantity) to meet course objectives.

Response	Percent	Mean: 3.33
Agree	66.67	
Sometimes Agree	16.67	
Sometimes Disagree	0.00	
Disagree	16.67	
Not Applicable	0.00	

Trinity Valley Community College

ADN Level I - Fall 2015

Windsor Care Center

by Facility

30. The facility staff demonstrated professional behaviors.

Response	Percent	Mean: 2.86
Agree	28.57	
Sometimes Agree	28.57	
Sometimes Disagree	42.86	
Disagree	0.00	
Not Applicable	0.00	

32. The focused assignments helped to reinforce what I had learned about concepts in class.

Response	Percent	Mean: 3.29
Agree	57.14	
Sometimes Agree	28.57	
Sometimes Disagree	0.00	
Disagree	14.29	
Not Applicable	0.00	

34. During my rotation, I was able to perform a variety of basic skills.

Response	Percent	Mean: 3.43
Agree	71.43	
Sometimes Agree	14.29	
Sometimes Disagree	0.00	
Disagree	14.29	
Not Applicable	0.00	

36. The facility provided an adequate orientation.

Response	Percent	Mean: 2.43
Agree	28.57	
Sometimes Agree	14.29	
Sometimes Disagree	28.57	
Disagree	28.57	
Not Applicable	0.00	

38. I had an overall positive learning experience at my clinical rotation.

Response	Percent	Mean: 3.71
Agree	71.43	
Sometimes Agree	28.57	
Sometimes Disagree	0.00	
Disagree	0.00	
Not Applicable	0.00	

31. I had adequate opportunities to complete the focused concept assignments.

Response	Percent	Mean: 3.29
Agree	57.14	
Sometimes Agree	14.29	
Sometimes Disagree	28.57	
Disagree	0.00	
Not Applicable	0.00	

33. I had the opportunity to perform several assessments on the residents.

Response	Percent	Mean: 3.43
Agree	71.43	
Sometimes Agree	14.29	
Sometimes Disagree	0.00	
Disagree	14.29	
Not Applicable	0.00	

35. During my rotation, I was able to interact with the facility staff.

Response	Percent	Mean: 3.71
Agree	71.43	
Sometimes Agree	28.57	
Sometimes Disagree	0.00	
Disagree	0.00	
Not Applicable	0.00	

37. During my clinical I had sufficient opportunities (quality and quantity) to meet course objectives.

Response	Percent	Mean: 3.14
Agree	57.14	
Sometimes Agree	14.29	
Sometimes Disagree	14.29	
Disagree	14.29	
Not Applicable	0.00	

Trinity Valley Community College

ADN Level I - Fall 2015

by Instructor

David Dausman

39. My clinical instructor was on time for clinical.

Response	Percent	Mean: 4.00
Agree	100.00	
Sometimes Agree	0.00	
Sometimes Disagree	0.00	
Disagree	0.00	
Not Applicable	0.00	

41. My clinical instructor demonstrated evidence of current nursing knowledge.

Response	Percent	Mean: 4.00
Agree	100.00	
Sometimes Agree	0.00	
Sometimes Disagree	0.00	
Disagree	0.00	
Not Applicable	0.00	

43. My clinical instructor was available for the supervision of skills.

Response	Percent	Mean: 4.00
Agree	100.00	
Sometimes Agree	0.00	
Sometimes Disagree	0.00	
Disagree	0.00	
Not Applicable	0.00	

45. My clinical instructor facilitated post-conference to enhance meeting of clinical objectives.

Response	Percent	Mean: 4.00
Agree	100.00	
Sometimes Agree	0.00	
Sometimes Disagree	0.00	
Disagree	0.00	
Not Applicable	0.00	

40. My clinical instructor promoted an environment in which I felt respected.

Response	Percent	Mean: 4.00
Agree	100.00	
Sometimes Agree	0.00	
Sometimes Disagree	0.00	
Disagree	0.00	
Not Applicable	0.00	

42. My clinical instructor demonstrated evidence of competency in nursing skills.

Response	Percent	Mean: 4.00
Agree	100.00	
Sometimes Agree	0.00	
Sometimes Disagree	0.00	
Disagree	0.00	
Not Applicable	0.00	

44. My clinical instructor provided me with constructive feedback on my progress in clinical.

Response	Percent	Mean: 4.00
Agree	100.00	
Sometimes Agree	0.00	
Sometimes Disagree	0.00	
Disagree	0.00	
Not Applicable	0.00	

46. My clinical instructor facilitated post-conference so that my understanding of concepts was enhanced.

Response	Percent	Mean: 4.00
Agree	100.00	
Sometimes Agree	0.00	
Sometimes Disagree	0.00	
Disagree	0.00	
Not Applicable	0.00	

47. My clinical instructor acted as a positive role model regarding patient safety, client advocacy, caring, cultural sensitivity, and collaboration.

Response	Percent	Mean: 4.00
Agree	100.00	
Sometimes Agree	0.00	
Sometimes Disagree	0.00	
Disagree	0.00	
Not Applicable	0.00	

Trinity Valley Community College

ADN Level I - Fall 2015

by Instructor

Gail Ellis

39. My clinical instructor was on time for clinical.

Response	Percent	Mean: 4.00
Agree	100.00	
Sometimes Agree	0.00	
Sometimes Disagree	0.00	
Disagree	0.00	
Not Applicable	0.00	

41. My clinical instructor demonstrated evidence of current nursing knowledge.

Response	Percent	Mean: 4.00
Agree	100.00	
Sometimes Agree	0.00	
Sometimes Disagree	0.00	
Disagree	0.00	
Not Applicable	0.00	

43. My clinical instructor was available for the supervision of skills.

Response	Percent	Mean: 4.00
Agree	100.00	
Sometimes Agree	0.00	
Sometimes Disagree	0.00	
Disagree	0.00	
Not Applicable	0.00	

45. My clinical instructor facilitated post-conference to enhance meeting of clinical objectives.

Response	Percent	Mean: 4.00
Agree	100.00	
Sometimes Agree	0.00	
Sometimes Disagree	0.00	
Disagree	0.00	
Not Applicable	0.00	

40. My clinical instructor promoted an environment in which I felt respected.

Response	Percent	Mean: 4.00
Agree	100.00	
Sometimes Agree	0.00	
Sometimes Disagree	0.00	
Disagree	0.00	
Not Applicable	0.00	

42. My clinical instructor demonstrated evidence of competency in nursing skills.

Response	Percent	Mean: 4.00
Agree	100.00	
Sometimes Agree	0.00	
Sometimes Disagree	0.00	
Disagree	0.00	
Not Applicable	0.00	

44. My clinical instructor provided me with constructive feedback on my progress in clinical.

Response	Percent	Mean: 4.00
Agree	100.00	
Sometimes Agree	0.00	
Sometimes Disagree	0.00	
Disagree	0.00	
Not Applicable	0.00	

46. My clinical instructor facilitated post-conference so that my understanding of concepts was enhanced.

Response	Percent	Mean: 4.00
Agree	100.00	
Sometimes Agree	0.00	
Sometimes Disagree	0.00	
Disagree	0.00	
Not Applicable	0.00	

47. My clinical instructor acted as a positive role model regarding patient safety, client advocacy, caring, cultural sensitivity, and collaboration.

Response	Percent	Mean: 4.00
Agree	100.00	
Sometimes Agree	0.00	
Sometimes Disagree	0.00	
Disagree	0.00	
Not Applicable	0.00	

Trinity Valley Community College

ADN Level I - Fall 2015

by Instructor

Jody Johnson

39. My clinical instructor was on time for clinical.

Response	Percent	Mean: 4.00
Agree	100.00	<div><div></div></div>
Sometimes Agree	0.00	<div><div></div></div>
Sometimes Disagree	0.00	<div><div></div></div>
Disagree	0.00	<div><div></div></div>
Not Applicable	0.00	<div><div></div></div>

41. My clinical instructor demonstrated evidence of current nursing knowledge.

Response	Percent	Mean: 4.00
Agree	100.00	<div><div></div></div>
Sometimes Agree	0.00	<div><div></div></div>
Sometimes Disagree	0.00	<div><div></div></div>
Disagree	0.00	<div><div></div></div>
Not Applicable	0.00	<div><div></div></div>

43. My clinical instructor was available for the supervision of skills.

Response	Percent	Mean: 2.75
Agree	50.00	<div><div></div></div>
Sometimes Agree	25.00	<div><div></div></div>
Sometimes Disagree	0.00	<div><div></div></div>
Disagree	0.00	<div><div></div></div>
Not Applicable	25.00	<div><div></div></div>

45. My clinical instructor facilitated post-conference to enhance meeting of clinical objectives.

Response	Percent	Mean: 3.50
Agree	75.00	<div><div></div></div>
Sometimes Agree	0.00	<div><div></div></div>
Sometimes Disagree	25.00	<div><div></div></div>
Disagree	0.00	<div><div></div></div>
Not Applicable	0.00	<div><div></div></div>

40. My clinical instructor promoted an environment in which I felt respected.

Response	Percent	Mean: 4.00
Agree	100.00	<div><div></div></div>
Sometimes Agree	0.00	<div><div></div></div>
Sometimes Disagree	0.00	<div><div></div></div>
Disagree	0.00	<div><div></div></div>
Not Applicable	0.00	<div><div></div></div>

42. My clinical instructor demonstrated evidence of competency in nursing skills.

Response	Percent	Mean: 4.00
Agree	100.00	<div><div></div></div>
Sometimes Agree	0.00	<div><div></div></div>
Sometimes Disagree	0.00	<div><div></div></div>
Disagree	0.00	<div><div></div></div>
Not Applicable	0.00	<div><div></div></div>

44. My clinical instructor provided me with constructive feedback on my progress in clinical.

Response	Percent	Mean: 4.00
Agree	100.00	<div><div></div></div>
Sometimes Agree	0.00	<div><div></div></div>
Sometimes Disagree	0.00	<div><div></div></div>
Disagree	0.00	<div><div></div></div>
Not Applicable	0.00	<div><div></div></div>

46. My clinical instructor facilitated post-conference so that my understanding of concepts was enhanced.

Response	Percent	Mean: 3.50
Agree	75.00	<div><div></div></div>
Sometimes Agree	0.00	<div><div></div></div>
Sometimes Disagree	25.00	<div><div></div></div>
Disagree	0.00	<div><div></div></div>
Not Applicable	0.00	<div><div></div></div>

47. My clinical instructor acted as a positive role model regarding patient safety, client advocacy, caring, cultural sensitivity, and collaboration.

Response	Percent	Mean: 4.00
Agree	100.00	
Sometimes Agree	0.00	
Sometimes Disagree	0.00	
Disagree	0.00	
Not Applicable	0.00	

Trinity Valley Community College

ADN Level I - Fall 2015

by Instructor

Karen Neighbors

39. My clinical instructor was on time for clinical.

Response	Percent	Mean: 4.00
Agree	100.00	
Sometimes Agree	0.00	
Sometimes Disagree	0.00	
Disagree	0.00	
Not Applicable	0.00	

41. My clinical instructor demonstrated evidence of current nursing knowledge.

Response	Percent	Mean: 4.00
Agree	100.00	
Sometimes Agree	0.00	
Sometimes Disagree	0.00	
Disagree	0.00	
Not Applicable	0.00	

43. My clinical instructor was available for the supervision of skills.

Response	Percent	Mean: 4.00
Agree	100.00	
Sometimes Agree	0.00	
Sometimes Disagree	0.00	
Disagree	0.00	
Not Applicable	0.00	

45. My clinical instructor facilitated post-conference to enhance meeting of clinical objectives.

Response	Percent	Mean: 4.00
Agree	100.00	
Sometimes Agree	0.00	
Sometimes Disagree	0.00	
Disagree	0.00	
Not Applicable	0.00	

40. My clinical instructor promoted an environment in which I felt respected.

Response	Percent	Mean: 4.00
Agree	100.00	
Sometimes Agree	0.00	
Sometimes Disagree	0.00	
Disagree	0.00	
Not Applicable	0.00	

42. My clinical instructor demonstrated evidence of competency in nursing skills.

Response	Percent	Mean: 4.00
Agree	100.00	
Sometimes Agree	0.00	
Sometimes Disagree	0.00	
Disagree	0.00	
Not Applicable	0.00	

44. My clinical instructor provided me with constructive feedback on my progress in clinical.

Response	Percent	Mean: 4.00
Agree	100.00	
Sometimes Agree	0.00	
Sometimes Disagree	0.00	
Disagree	0.00	
Not Applicable	0.00	

46. My clinical instructor facilitated post-conference so that my understanding of concepts was enhanced.

Response	Percent	Mean: 4.00
Agree	100.00	
Sometimes Agree	0.00	
Sometimes Disagree	0.00	
Disagree	0.00	
Not Applicable	0.00	

47. My clinical instructor acted as a positive role model regarding patient safety, client advocacy, caring, cultural sensitivity, and collaboration.

Response	Percent	Mean: 4.00
Agree	100.00	
Sometimes Agree	0.00	
Sometimes Disagree	0.00	
Disagree	0.00	
Not Applicable	0.00	

Trinity Valley Community College

ADN Level I - Fall 2015

by Instructor

Marvel Donovan

39. My clinical instructor was on time for clinical.

Response	Percent	Mean: 4.00
Agree	100.00	
Sometimes Agree	0.00	
Sometimes Disagree	0.00	
Disagree	0.00	
Not Applicable	0.00	

41. My clinical instructor demonstrated evidence of current nursing knowledge.

Response	Percent	Mean: 4.00
Agree	100.00	
Sometimes Agree	0.00	
Sometimes Disagree	0.00	
Disagree	0.00	
Not Applicable	0.00	

43. My clinical instructor was available for the supervision of skills.

Response	Percent	Mean: 4.00
Agree	100.00	
Sometimes Agree	0.00	
Sometimes Disagree	0.00	
Disagree	0.00	
Not Applicable	0.00	

45. My clinical instructor facilitated post-conference to enhance meeting of clinical objectives.

Response	Percent	Mean: 4.00
Agree	100.00	
Sometimes Agree	0.00	
Sometimes Disagree	0.00	
Disagree	0.00	
Not Applicable	0.00	

40. My clinical instructor promoted an environment in which I felt respected.

Response	Percent	Mean: 4.00
Agree	100.00	
Sometimes Agree	0.00	
Sometimes Disagree	0.00	
Disagree	0.00	
Not Applicable	0.00	

42. My clinical instructor demonstrated evidence of competency in nursing skills.

Response	Percent	Mean: 4.00
Agree	100.00	
Sometimes Agree	0.00	
Sometimes Disagree	0.00	
Disagree	0.00	
Not Applicable	0.00	

44. My clinical instructor provided me with constructive feedback on my progress in clinical.

Response	Percent	Mean: 4.00
Agree	100.00	
Sometimes Agree	0.00	
Sometimes Disagree	0.00	
Disagree	0.00	
Not Applicable	0.00	

46. My clinical instructor facilitated post-conference so that my understanding of concepts was enhanced.

Response	Percent	Mean: 4.00
Agree	100.00	
Sometimes Agree	0.00	
Sometimes Disagree	0.00	
Disagree	0.00	
Not Applicable	0.00	

47. My clinical instructor acted as a positive role model regarding patient safety, client advocacy, caring, cultural sensitivity, and collaboration.

Response	Percent	Mean: 4.00
Agree	100.00	
Sometimes Agree	0.00	
Sometimes Disagree	0.00	
Disagree	0.00	
Not Applicable	0.00	

Trinity Valley Community College

ADN Level I - Fall 2015

by Instructor

Mary Krieger

39. My clinical instructor was on time for clinical.

Response	Percent	Mean: 4.00
Agree	100.00	
Sometimes Agree	0.00	
Sometimes Disagree	0.00	
Disagree	0.00	
Not Applicable	0.00	

41. My clinical instructor demonstrated evidence of current nursing knowledge.

Response	Percent	Mean: 4.00
Agree	100.00	
Sometimes Agree	0.00	
Sometimes Disagree	0.00	
Disagree	0.00	
Not Applicable	0.00	

43. My clinical instructor was available for the supervision of skills.

Response	Percent	Mean: 4.00
Agree	100.00	
Sometimes Agree	0.00	
Sometimes Disagree	0.00	
Disagree	0.00	
Not Applicable	0.00	

45. My clinical instructor facilitated post-conference to enhance meeting of clinical objectives.

Response	Percent	Mean: 4.00
Agree	100.00	
Sometimes Agree	0.00	
Sometimes Disagree	0.00	
Disagree	0.00	
Not Applicable	0.00	

40. My clinical instructor promoted an environment in which I felt respected.

Response	Percent	Mean: 4.00
Agree	100.00	
Sometimes Agree	0.00	
Sometimes Disagree	0.00	
Disagree	0.00	
Not Applicable	0.00	

42. My clinical instructor demonstrated evidence of competency in nursing skills.

Response	Percent	Mean: 4.00
Agree	100.00	
Sometimes Agree	0.00	
Sometimes Disagree	0.00	
Disagree	0.00	
Not Applicable	0.00	

44. My clinical instructor provided me with constructive feedback on my progress in clinical.

Response	Percent	Mean: 4.00
Agree	100.00	
Sometimes Agree	0.00	
Sometimes Disagree	0.00	
Disagree	0.00	
Not Applicable	0.00	

46. My clinical instructor facilitated post-conference so that my understanding of concepts was enhanced.

Response	Percent	Mean: 4.00
Agree	100.00	
Sometimes Agree	0.00	
Sometimes Disagree	0.00	
Disagree	0.00	
Not Applicable	0.00	

47. My clinical instructor acted as a positive role model regarding patient safety, client advocacy, caring, cultural sensitivity, and collaboration.

Response	Percent	Mean: 4.00
Agree	100.00	
Sometimes Agree	0.00	
Sometimes Disagree	0.00	
Disagree	0.00	
Not Applicable	0.00	

Trinity Valley Community College

ADN Level I - Fall 2015

by Instructor

Melissa Jones

39. My clinical instructor was on time for clinical.

Response	Percent	Mean: 4.00
Agree	100.00	
Sometimes Agree	0.00	
Sometimes Disagree	0.00	
Disagree	0.00	
Not Applicable	0.00	

41. My clinical instructor demonstrated evidence of current nursing knowledge.

Response	Percent	Mean: 4.00
Agree	100.00	
Sometimes Agree	0.00	
Sometimes Disagree	0.00	
Disagree	0.00	
Not Applicable	0.00	

43. My clinical instructor was available for the supervision of skills.

Response	Percent	Mean: 4.00
Agree	100.00	
Sometimes Agree	0.00	
Sometimes Disagree	0.00	
Disagree	0.00	
Not Applicable	0.00	

45. My clinical instructor facilitated post-conference to enhance meeting of clinical objectives.

Response	Percent	Mean: 4.00
Agree	100.00	
Sometimes Agree	0.00	
Sometimes Disagree	0.00	
Disagree	0.00	
Not Applicable	0.00	

40. My clinical instructor promoted an environment in which I felt respected.

Response	Percent	Mean: 4.00
Agree	100.00	
Sometimes Agree	0.00	
Sometimes Disagree	0.00	
Disagree	0.00	
Not Applicable	0.00	

42. My clinical instructor demonstrated evidence of competency in nursing skills.

Response	Percent	Mean: 4.00
Agree	100.00	
Sometimes Agree	0.00	
Sometimes Disagree	0.00	
Disagree	0.00	
Not Applicable	0.00	

44. My clinical instructor provided me with constructive feedback on my progress in clinical.

Response	Percent	Mean: 4.00
Agree	100.00	
Sometimes Agree	0.00	
Sometimes Disagree	0.00	
Disagree	0.00	
Not Applicable	0.00	

46. My clinical instructor facilitated post-conference so that my understanding of concepts was enhanced.

Response	Percent	Mean: 4.00
Agree	100.00	
Sometimes Agree	0.00	
Sometimes Disagree	0.00	
Disagree	0.00	
Not Applicable	0.00	

47. My clinical instructor acted as a positive role model regarding patient safety, client advocacy, caring, cultural sensitivity, and collaboration.

Response	Percent	Mean: 4.00
Agree	100.00	
Sometimes Agree	0.00	
Sometimes Disagree	0.00	
Disagree	0.00	
Not Applicable	0.00	

Trinity Valley Community College

ADN Level I - Fall 2015

by Instructor

Michelle Whittenberg

39. My clinical instructor was on time for clinical.

Response	Percent	Mean: 4.00
Agree	100.00	
Sometimes Agree	0.00	
Sometimes Disagree	0.00	
Disagree	0.00	
Not Applicable	0.00	

41. My clinical instructor demonstrated evidence of current nursing knowledge.

Response	Percent	Mean: 4.00
Agree	100.00	
Sometimes Agree	0.00	
Sometimes Disagree	0.00	
Disagree	0.00	
Not Applicable	0.00	

43. My clinical instructor was available for the supervision of skills.

Response	Percent	Mean: 4.00
Agree	100.00	
Sometimes Agree	0.00	
Sometimes Disagree	0.00	
Disagree	0.00	
Not Applicable	0.00	

45. My clinical instructor facilitated post-conference to enhance meeting of clinical objectives.

Response	Percent	Mean: 4.00
Agree	100.00	
Sometimes Agree	0.00	
Sometimes Disagree	0.00	
Disagree	0.00	
Not Applicable	0.00	

40. My clinical instructor promoted an environment in which I felt respected.

Response	Percent	Mean: 4.00
Agree	100.00	
Sometimes Agree	0.00	
Sometimes Disagree	0.00	
Disagree	0.00	
Not Applicable	0.00	

42. My clinical instructor demonstrated evidence of competency in nursing skills.

Response	Percent	Mean: 4.00
Agree	100.00	
Sometimes Agree	0.00	
Sometimes Disagree	0.00	
Disagree	0.00	
Not Applicable	0.00	

44. My clinical instructor provided me with constructive feedback on my progress in clinical.

Response	Percent	Mean: 4.00
Agree	100.00	
Sometimes Agree	0.00	
Sometimes Disagree	0.00	
Disagree	0.00	
Not Applicable	0.00	

46. My clinical instructor facilitated post-conference so that my understanding of concepts was enhanced.

Response	Percent	Mean: 4.00
Agree	100.00	
Sometimes Agree	0.00	
Sometimes Disagree	0.00	
Disagree	0.00	
Not Applicable	0.00	

47. My clinical instructor acted as a positive role model regarding patient safety, client advocacy, caring, cultural sensitivity, and collaboration.

Response	Percent	Mean: 4.00
Agree	100.00	
Sometimes Agree	0.00	
Sometimes Disagree	0.00	
Disagree	0.00	
Not Applicable	0.00	

Trinity Valley Community College

ADN Level I - Fall 2015

by Instructor

Patti Vasquez

39. My clinical instructor was on time for clinical.

Response	Percent	Mean: 4.00
Agree	100.00	
Sometimes Agree	0.00	
Sometimes Disagree	0.00	
Disagree	0.00	
Not Applicable	0.00	

41. My clinical instructor demonstrated evidence of current nursing knowledge.

Response	Percent	Mean: 4.00
Agree	100.00	
Sometimes Agree	0.00	
Sometimes Disagree	0.00	
Disagree	0.00	
Not Applicable	0.00	

43. My clinical instructor was available for the supervision of skills.

Response	Percent	Mean: 4.00
Agree	100.00	
Sometimes Agree	0.00	
Sometimes Disagree	0.00	
Disagree	0.00	
Not Applicable	0.00	

45. My clinical instructor facilitated post-conference to enhance meeting of clinical objectives.

Response	Percent	Mean: 4.00
Agree	100.00	
Sometimes Agree	0.00	
Sometimes Disagree	0.00	
Disagree	0.00	
Not Applicable	0.00	

40. My clinical instructor promoted an environment in which I felt respected.

Response	Percent	Mean: 4.00
Agree	100.00	
Sometimes Agree	0.00	
Sometimes Disagree	0.00	
Disagree	0.00	
Not Applicable	0.00	

42. My clinical instructor demonstrated evidence of competency in nursing skills.

Response	Percent	Mean: 4.00
Agree	100.00	
Sometimes Agree	0.00	
Sometimes Disagree	0.00	
Disagree	0.00	
Not Applicable	0.00	

44. My clinical instructor provided me with constructive feedback on my progress in clinical.

Response	Percent	Mean: 4.00
Agree	100.00	
Sometimes Agree	0.00	
Sometimes Disagree	0.00	
Disagree	0.00	
Not Applicable	0.00	

46. My clinical instructor facilitated post-conference so that my understanding of concepts was enhanced.

Response	Percent	Mean: 4.00
Agree	100.00	
Sometimes Agree	0.00	
Sometimes Disagree	0.00	
Disagree	0.00	
Not Applicable	0.00	

47. My clinical instructor acted as a positive role model regarding patient safety, client advocacy, caring, cultural sensitivity, and collaboration.

Response	Percent	Mean: 4.00
Agree	100.00	
Sometimes Agree	0.00	
Sometimes Disagree	0.00	
Disagree	0.00	
Not Applicable	0.00	

Trinity Valley Community College

ADN Level I - Fall 2015

Skills Lab

48. The skills lab coordinator/instructors were organized.

Response	Percent	Mean: 3.70
Agree	78.26	
Sometimes Agree	17.39	
Sometimes Disagree	0.00	
Disagree	4.35	
Not Applicable	0.00	

50. The skills lab coordinator/instructors evaluated performance according to specified criteria.

Response	Percent	Mean: 3.70
Agree	82.61	
Sometimes Agree	8.70	
Sometimes Disagree	4.35	
Disagree	4.35	
Not Applicable	0.00	

52. The skills lab coordinator/instructors were available to assist in practice when needed.

Response	Percent	Mean: 3.96
Agree	95.65	
Sometimes Agree	4.35	
Sometimes Disagree	0.00	
Disagree	0.00	
Not Applicable	0.00	

54. Sufficient time was allotted to practice skills.

Response	Percent	Mean: 3.57
Agree	65.22	
Sometimes Agree	26.09	
Sometimes Disagree	8.70	
Disagree	0.00	
Not Applicable	0.00	

56. Orientation to simulation was adequate.

Response	Percent	Mean: 3.52
Agree	69.57	
Sometimes Agree	21.74	
Sometimes Disagree	0.00	
Disagree	8.70	
Not Applicable	0.00	

49. The skills lab coordinator/instructors explained expectations satisfactorily.

Response	Percent	Mean: 3.43
Agree	60.87	
Sometimes Agree	26.09	
Sometimes Disagree	8.70	
Disagree	4.35	
Not Applicable	0.00	

51. The skills lab coordinator/instructors answered questions satisfactorily.

Response	Percent	Mean: 3.57
Agree	69.57	
Sometimes Agree	21.74	
Sometimes Disagree	4.35	
Disagree	4.35	
Not Applicable	0.00	

53. Adequate equipment was available.

Response	Percent	Mean: 3.48
Agree	56.52	
Sometimes Agree	39.13	
Sometimes Disagree	0.00	
Disagree	4.35	
Not Applicable	0.00	

55. Sufficient time was allotted for check-offs.

Response	Percent	Mean: 3.91
Agree	91.30	
Sometimes Agree	8.70	
Sometimes Disagree	0.00	
Disagree	0.00	
Not Applicable	0.00	

57. The simulation coordinator/instructors explained expectations satisfactorily.

Response	Percent	Mean: 3.13
Agree	34.78	
Sometimes Agree	52.17	
Sometimes Disagree	4.35	
Disagree	8.70	
Not Applicable	0.00	

58. The simulation experiences gave me an opportunity to make clinical judgments.

Response	Percent	Mean: 3.35
Agree	56.52	<div><div></div></div>
Sometimes Agree	30.43	<div><div></div></div>
Sometimes Disagree	4.35	<div><div></div></div>
Disagree	8.70	<div><div></div></div>
Not Applicable	0.00	<div><div></div></div>

60. Simulation helped to reinforce what I had learned about concepts during class.

Response	Percent	Mean: 3.41
Agree	59.09	<div><div></div></div>
Sometimes Agree	31.82	<div><div></div></div>
Sometimes Disagree	0.00	<div><div></div></div>
Disagree	9.09	<div><div></div></div>
Not Applicable	0.00	<div><div></div></div>

59. Simulation gave me an opportunity to be a part of a team.

Response	Percent	Mean: 3.57
Agree	73.91	<div><div></div></div>
Sometimes Agree	17.39	<div><div></div></div>
Sometimes Disagree	0.00	<div><div></div></div>
Disagree	8.70	<div><div></div></div>
Not Applicable	0.00	<div><div></div></div>

61. The debriefing sessions were helpful in improving my clinical decision-making.

Response	Percent	Mean: 3.35
Agree	52.17	<div><div></div></div>
Sometimes Agree	39.13	<div><div></div></div>
Sometimes Disagree	0.00	<div><div></div></div>
Disagree	8.70	<div><div></div></div>
Not Applicable	0.00	<div><div></div></div>