











# Trinity Valley Community College

## ADN Level IV Evaluation Report - Spring 2014






### Please choose Non-Acute Clinical Instructor:

Response	Frequency	Percent	Mean: 4.09
Judy Callicoatt	1	9.09	
Kathy Colgrove	3	27.27	
Robert Lumpkins	4	36.36	
Leslie Prater	3	27.27	
Christi Doherty	0	0.00	






### 1. The unit objectives were clearly stated, measurable, and attainable.

Response	Frequency	Percent	Mean: 3.09
Agree	4	36.36	
Sometimes Agree	5	45.45	
Sometimes Disagree	1	9.09	
Disagree	1	9.09	
Not Applicable	0	0.00	




### 3. The clinical objectives reflected content covered in class.

Response	Frequency	Percent	Mean: 2.91
Agree	4	36.36	
Sometimes Agree	3	27.27	
Sometimes Disagree	3	27.27	
Disagree	1	9.09	
Not Applicable	0	0.00	






### 5. The classroom instructors were organized in their presentations.

Response	Frequency	Percent	Mean: 2.73
Agree	4	36.36	
Sometimes Agree	2	18.18	
Sometimes Disagree	3	27.27	
Disagree	2	18.18	
Not Applicable	0	0.00	






### Please choose Terrell State Hospital Clinical Instructor

Response	Frequency	Percent	Mean: 1.64
Larry Eustace	5	45.45	
Deborah Jones	5	45.45	
Melodie Wong	1	9.09	






### 2. The tests covered the unit objectives.

Response	Frequency	Percent	Mean: 2.64
Agree	4	36.36	
Sometimes Agree	1	9.09	
Sometimes Disagree	4	36.36	
Disagree	2	18.18	
Not Applicable	0	0.00	






### 4. The classroom instructors presented current information about their topics.

Response	Frequency	Percent	Mean: 3.00
Agree	5	45.45	
Sometimes Agree	3	27.27	
Sometimes Disagree	1	9.09	
Disagree	2	18.18	
Not Applicable	0	0.00	






### 6. The classroom presentations were understandable.

Response	Frequency	Percent	Mean: 2.91
Agree	3	27.27	
Sometimes Agree	5	45.45	
Sometimes Disagree	2	18.18	
Disagree	1	9.09	
Not Applicable	0	0.00	






**7. The classroom instructors reinforced main points by use of specific examples.**

Response	Frequency	Percent	Mean: 3.00
Agree	4	36.36	
Sometimes Agree	4	36.36	
Sometimes Disagree	2	18.18	
Disagree	1	9.09	
Not Applicable	0	0.00	






**9. The classroom instructors used a variety of effective instructional techniques to implement the curriculum.**

Response	Frequency	Percent	Mean: 2.73
Agree	3	27.27	
Sometimes Agree	5	45.45	
Sometimes Disagree	0	0.00	
Disagree	3	27.27	
Not Applicable	0	0.00	






**11. I have improved my understanding of concepts and principles related to patient care by the instructors' presentations.**

Response	Frequency	Percent	Mean: 2.55
Agree	3	27.27	
Sometimes Agree	3	27.27	
Sometimes Disagree	2	18.18	
Disagree	3	27.27	
Not Applicable	0	0.00	






**13. Learning resources are current, comprehensive, use contemporary technology, accessible and available in a timely manner.**

Response	Frequency	Percent	Mean: 3.22
Agree	4	44.44	
Sometimes Agree	4	44.44	
Sometimes Disagree	0	0.00	
Disagree	1	11.11	
Not Applicable	0	0.00	






**8. The classroom instructors answered my questions satisfactorily.**

Response	Frequency	Percent	Mean: 2.82
Agree	4	36.36	
Sometimes Agree	2	18.18	
Sometimes Disagree	4	36.36	
Disagree	1	9.09	
Not Applicable	0	0.00	






**10. The classroom instructors used a variety of techniques to engage me in the course.**

Response	Frequency	Percent	Mean: 2.55
Agree	3	27.27	
Sometimes Agree	3	27.27	
Sometimes Disagree	2	18.18	
Disagree	3	27.27	
Not Applicable	0	0.00	






**12. I was able to get help in obtaining and using library resources if I needed it.**

Response	Frequency	Percent	Mean: 3.60
Agree	7	70.00	
Sometimes Agree	2	20.00	
Sometimes Disagree	1	10.00	
Disagree	0	0.00	
Not Applicable	0	0.00	






**14. Blackboard resources and activities helped me in meeting the course objectives/requirements.**

Response	Frequency	Percent	Mean: 3.00
Agree	4	40.00	
Sometimes Agree	3	30.00	
Sometimes Disagree	2	20.00	
Disagree	1	10.00	
Not Applicable	0	0.00	






**15. Support for accessing Blackboard was available if I needed it.**

Response	Frequency	Percent	Mean: 2.40
Agree	3	30.00	
Sometimes Agree	3	30.00	
Sometimes Disagree	0	0.00	
Disagree	3	30.00	
Not Applicable	1	10.00	






**17. The Medical-Surgical Textbook was easy to understand and provided adequate information to meet the course objectives.**

Response	Frequency	Percent	Mean: 3.64
Agree	8	72.73	
Sometimes Agree	2	18.18	
Sometimes Disagree	1	9.09	
Disagree	0	0.00	
Not Applicable	0	0.00	






**19. The Psychiatric Textbook was easy to understand and provided adequate information to meet the course objectives.**

Response	Frequency	Percent	Mean: 3.18
Agree	7	63.64	
Sometimes Agree	1	9.09	
Sometimes Disagree	1	9.09	
Disagree	2	18.18	
Not Applicable	0	0.00	






**21. The Fundamentals Textbook was easy to understand and provided adequate information to meet the course objectives.**

Response	Frequency	Percent	Mean: 3.64
Agree	8	72.73	
Sometimes Agree	2	18.18	
Sometimes Disagree	1	9.09	
Disagree	0	0.00	
Not Applicable	0	0.00	






**16. I received an adequate orientation to Blackboard.**

Response	Frequency	Percent	Mean: 3.36
Agree	6	54.55	
Sometimes Agree	4	36.36	
Sometimes Disagree	0	0.00	
Disagree	1	9.09	
Not Applicable	0	0.00	






**18. The Pediatric/Obstetrics Textbook was easy to understand and provided adequate information to meet the course objectives.**

Response	Frequency	Percent	Mean: 3.73
Agree	9	81.82	
Sometimes Agree	1	9.09	
Sometimes Disagree	1	9.09	
Disagree	0	0.00	
Not Applicable	0	0.00	






**20. The Pharmacology Textbook was easy to understand and provided adequate information to meet the course objectives.**

Response	Frequency	Percent	Mean: 3.30
Agree	6	60.00	
Sometimes Agree	1	10.00	
Sometimes Disagree	3	30.00	
Disagree	0	0.00	
Not Applicable	0	0.00	






**22. The Health Assessment Textbook was easy to understand and provided adequate information to meet the course objectives.**

Response	Frequency	Percent	Mean: 3.73
Agree	9	81.82	
Sometimes Agree	1	9.09	
Sometimes Disagree	1	9.09	
Disagree	0	0.00	
Not Applicable	0	0.00	






**23. The Trends & Issues Textbook was easy to understand and provided adequate information to meet the course objectives.**

Response	Frequency	Percent	Mean: 3.09
Agree	6	54.55	
Sometimes Agree	2	18.18	
Sometimes Disagree	2	18.18	
Disagree	0	0.00	
Not Applicable	1	9.09	






**25. Prep-U helped me to see if I was prepared for the exams.**

Response	Frequency	Percent	Mean: 2.27
Agree	1	9.09	
Sometimes Agree	5	45.45	
Sometimes Disagree	1	9.09	
Disagree	4	36.36	
Not Applicable	0	0.00	






**27. I felt welcomed at the clinical site by the nurses.**

Response	Frequency	Percent	Mean: 3.64
Agree	7	63.64	
Sometimes Agree	4	36.36	
Sometimes Disagree	0	0.00	
Disagree	0	0.00	
Not Applicable	0	0.00	






**29. My preceptors demonstrated professional behaviors.**

Response	Frequency	Percent	Mean: 3.82
Agree	9	81.82	
Sometimes Agree	2	18.18	
Sometimes Disagree	0	0.00	
Disagree	0	0.00	
Not Applicable	0	0.00	






**24. The E-books were easy to navigate and helpful to me during the semester.**

Response	Frequency	Percent	Mean: 2.27
Agree	3	27.27	
Sometimes Agree	2	18.18	
Sometimes Disagree	2	18.18	
Disagree	3	27.27	
Not Applicable	1	9.09	






**26. The semester syllabus was easy to understand and provided adequate information to guide my progress through the semester.**

Response	Frequency	Percent	Mean: 2.55
Agree	4	36.36	
Sometimes Agree	2	18.18	
Sometimes Disagree	1	9.09	
Disagree	4	36.36	
Not Applicable	0	0.00	






**28. My preceptors communicated adequately with me with regards to my patients.**

Response	Frequency	Percent	Mean: 3.82
Agree	9	81.82	
Sometimes Agree	2	18.18	
Sometimes Disagree	0	0.00	
Disagree	0	0.00	
Not Applicable	0	0.00	






**30. My preceptors provided safe, competent patient care.**

Response	Frequency	Percent	Mean: 3.91
Agree	10	90.91	
Sometimes Agree	1	9.09	
Sometimes Disagree	0	0.00	
Disagree	0	0.00	
Not Applicable	0	0.00	






**31. My preceptors gave me constructive feedback regarding my performance.**

Response	Frequency	Percent	Mean: 3.82
Agree	9	81.82	
Sometimes Agree	2	18.18	
Sometimes Disagree	0	0.00	
Disagree	0	0.00	
Not Applicable	0	0.00	






**33. My preceptors evaluated my performance fairly.**

Response	Frequency	Percent	Mean: 3.82
Agree	9	81.82	
Sometimes Agree	2	18.18	
Sometimes Disagree	0	0.00	
Disagree	0	0.00	
Not Applicable	0	0.00	






**35. During my rotation, I had the opportunity to make clinical decisions for my patients.**

Response	Frequency	Percent	Mean: 3.55
Agree	8	72.73	
Sometimes Agree	1	9.09	
Sometimes Disagree	2	18.18	
Disagree	0	0.00	
Not Applicable	0	0.00	






**37. During my rotation, I was able to implement client teaching.**

Response	Frequency	Percent	Mean: 3.73
Agree	8	72.73	
Sometimes Agree	3	27.27	
Sometimes Disagree	0	0.00	
Disagree	0	0.00	
Not Applicable	0	0.00	






**32. My preceptors were available to answer questions and observe skills.**

Response	Frequency	Percent	Mean: 3.82
Agree	9	81.82	
Sometimes Agree	2	18.18	
Sometimes Disagree	0	0.00	
Disagree	0	0.00	
Not Applicable	0	0.00	






**34. My preceptors encouraged me to make clinical judgments.**

Response	Frequency	Percent	Mean: 3.82
Agree	9	81.82	
Sometimes Agree	2	18.18	
Sometimes Disagree	0	0.00	
Disagree	0	0.00	
Not Applicable	0	0.00	






**36. During my rotation, I was able to perform a variety of skills.**

Response	Frequency	Percent	Mean: 3.45
Agree	7	63.64	
Sometimes Agree	2	18.18	
Sometimes Disagree	2	18.18	
Disagree	0	0.00	
Not Applicable	0	0.00	






**38. During my rotation, I was able to interact with other disciplines.**

Response	Frequency	Percent	Mean: 3.82
Agree	9	81.82	
Sometimes Agree	2	18.18	
Sometimes Disagree	0	0.00	
Disagree	0	0.00	
Not Applicable	0	0.00	






**39. During my rotation, I was able to observe the role of the nurse manger.**

Response	Frequency	Percent	Mean: 3.45
Agree	7	63.64	
Sometimes Agree	3	27.27	
Sometimes Disagree	0	0.00	
Disagree	1	9.09	
Not Applicable	0	0.00	






**41. During my rotation, I was able to identify applicable local, state and federal laws.**

Response	Frequency	Percent	Mean: 3.73
Agree	8	72.73	
Sometimes Agree	3	27.27	
Sometimes Disagree	0	0.00	
Disagree	0	0.00	
Not Applicable	0	0.00	






**43. During my clinical I had sufficient opportunities (quality and quantity) to meet course objectives.**

Response	Frequency	Percent	Mean: 3.73
Agree	8	72.73	
Sometimes Agree	3	27.27	
Sometimes Disagree	0	0.00	
Disagree	0	0.00	
Not Applicable	0	0.00	






**45. This rotation assisted me in preparing for graduation.**

Response	Frequency	Percent	Mean: 3.45
Agree	7	63.64	
Sometimes Agree	3	27.27	
Sometimes Disagree	0	0.00	
Disagree	1	9.09	
Not Applicable	0	0.00	






**40. During my rotation, I was able to attend/participate in client conferences.**

Response	Frequency	Percent	Mean: 3.55
Agree	8	72.73	
Sometimes Agree	2	18.18	
Sometimes Disagree	0	0.00	
Disagree	1	9.09	
Not Applicable	0	0.00	






**42. During my rotation, I was able to apply the Nursing Practice Act in the clinical setting.**

Response	Frequency	Percent	Mean: 3.91
Agree	10	90.91	
Sometimes Agree	1	9.09	
Sometimes Disagree	0	0.00	
Disagree	0	0.00	
Not Applicable	0	0.00	






**44. I had an overall positive learning experience at my clinical rotation.**

Response	Frequency	Percent	Mean: 3.80
Agree	8	80.00	
Sometimes Agree	2	20.00	
Sometimes Disagree	0	0.00	
Disagree	0	0.00	
Not Applicable	0	0.00	






**46. This rotation helped me to integrate and apply my nursing knowledge.**

Response	Frequency	Percent	Mean: 3.82
Agree	9	81.82	
Sometimes Agree	2	18.18	
Sometimes Disagree	0	0.00	
Disagree	0	0.00	
Not Applicable	0	0.00	






**47. My instructor was available if I needed assistance during clinical.**

Response	Frequency	Percent	Mean: 3.55
Agree	9	81.82	
Sometimes Agree	1	9.09	
Sometimes Disagree	0	0.00	
Disagree	0	0.00	
Not Applicable	1	9.09	






**49. Blackboard discussions helped me to meet clinical objectives.**

Response	Frequency	Percent	Mean: 2.73
Agree	4	36.36	
Sometimes Agree	3	27.27	
Sometimes Disagree	1	9.09	
Disagree	3	27.27	
Not Applicable	0	0.00	






**51. During my rotation I was able to develop a better understanding of psychiatric disorders.**

Response	Frequency	Percent	Mean: 3.36
Agree	8	72.73	
Sometimes Agree	1	9.09	
Sometimes Disagree	0	0.00	
Disagree	2	18.18	
Not Applicable	0	0.00	






**53. During my rotation I developed a better recognition of the safety needs of cognitively impaired patients.**

Response	Frequency	Percent	Mean: 3.36
Agree	8	72.73	
Sometimes Agree	1	9.09	
Sometimes Disagree	0	0.00	
Disagree	2	18.18	
Not Applicable	0	0.00	






**48. My clinical instructor provided me with constructive feedback on my progress in clinical.**

Response	Frequency	Percent	Mean: 3.45
Agree	8	72.73	
Sometimes Agree	2	18.18	
Sometimes Disagree	0	0.00	
Disagree	0	0.00	
Not Applicable	1	9.09	






**50. The community clinical rotations helped me better understand home health care, rehab, and dialysis.**

Response	Frequency	Percent	Mean: 4.00
Agree	9	100.00	
Sometimes Agree	0	0.00	
Sometimes Disagree	0	0.00	
Disagree	0	0.00	
Not Applicable	0	0.00	






**52. During my rotation I was able to improve my communication skills with patients.**

Response	Frequency	Percent	Mean: 3.27
Agree	7	63.64	
Sometimes Agree	2	18.18	
Sometimes Disagree	0	0.00	
Disagree	2	18.18	
Not Applicable	0	0.00	





**54. During my rotation, I developed a better understanding of management of behaviors of patients with psychiatric disorders (i.e. anger)**

Response	Frequency	Percent	Mean: 3.55
Agree	9	81.82	
Sometimes Agree	0	0.00	
Sometimes Disagree	1	9.09	
Disagree	1	9.09	
Not Applicable	0	0.00	

**55. My clinical instructor facilitated post-conference to enhance meeting of clinical objectives.**

Response	Frequency	Percent	Mean: 3.73
Agree	10	90.91	
Sometimes Agree	0	0.00	
Sometimes Disagree	0	0.00	
Disagree	1	9.09	
Not Applicable	0	0.00	

**56. My instructor was available if I needed assistance during clinical.**

Response	Frequency	Percent	Mean: 3.82
Agree	10	90.91	
Sometimes Agree	0	0.00	
Sometimes Disagree	1	9.09	
Disagree	0	0.00	
Not Applicable	0	0.00	