





# Trinity Valley Community College





## ADN Level II Evaluation Report - Spring 2014

### Course





#### 1. The concept objectives were clearly stated, measurable, and attainable.

Response	Frequency	Percent	Mean: 3.76
Agree	75	85.23	
Sometimes	8	9.09	
Disagree	2	2.27	
Not Applicable	0	0.00	





#### 2. The tests covered the concept objectives.

Response	Frequency	Percent	Mean: 3.74
Agree	72	82.76	
Sometimes	10	11.49	
Disagree	2	2.30	
Not Applicable	0	0.00	





#### 3. The classroom instructors presented current information about their concepts and key exemplars.

Response	Frequency	Percent	Mean: 3.69
Agree	73	82.95	
Sometimes	8	9.09	
Disagree	4	4.55	
Not Applicable	2	2.27	





#### 4. The classroom instructors were organized in their presentations.

Response	Frequency	Percent	Mean: 3.55
Agree	66	75.86	
Sometimes	12	13.79	
Disagree	2	2.30	
Not Applicable	2	2.30	





#### 5. The classroom presentations covered the concepts in depth.

Response	Frequency	Percent	Mean: 3.53
Agree	64	72.73	
Sometimes	14	15.91	
Disagree	5	5.68	
Not Applicable	2	2.27	





#### 6. The classroom instructors asked questions during class which stimulated discussion and critical thinking.

Response	Frequency	Percent	Mean: 3.64
Agree	70	79.55	
Sometimes	12	13.64	
Disagree	1	1.14	
Not Applicable	3	3.41	

#### 7. The classroom instructors answered my questions satisfactorily.

Response	Frequency	Percent	Mean: 3.61
Agree	71	80.68	
Sometimes	7	7.95	
Disagree	3	3.41	
Not Applicable	2	2.27	

#### 8. The classroom instructors used a variety of interactive activities to help students gain a deeper understanding of the concepts and exemplars.

Response	Frequency	Percent	Mean: 3.64
Agree	69	78.41	
Sometimes	12	13.64	
Disagree	2	2.27	
Not Applicable	2	2.27	

**9. I felt engaged during the classroom presentations and activities.**

Response	Frequency	Percent	Mean: 3.55
Agree	67	76.14	<div><div></div></div>
Sometimes Agree	10	11.36	<div><div></div></div>
Sometimes Disagree	5	5.68	<div><div></div></div>
Disagree	4	4.55	<div><div></div></div>
Not Applicable	2	2.27	<div><div></div></div>

**11. I was able to get help in obtaining and using library resources if I needed it.**

Response	Frequency	Percent	Mean: 3.77
Agree	76	86.36	<div><div></div></div>
Sometimes Agree	9	10.23	<div><div></div></div>
Sometimes Disagree	0	0.00	<div><div></div></div>
Disagree	1	1.14	<div><div></div></div>
Not Applicable	2	2.27	<div><div></div></div>

**13. Blackboard resources and activities helped me in meeting the course objectives/requirements.**

Response	Frequency	Percent	Mean: 3.68
Agree	68	77.27	<div><div></div></div>
Sometimes Agree	14	15.91	<div><div></div></div>
Sometimes Disagree	4	4.55	<div><div></div></div>
Disagree	2	2.27	<div><div></div></div>
Not Applicable	0	0.00	<div><div></div></div>

**15. I received an adequate orientation to Blackboard.**

Response	Frequency	Percent	Mean: 3.79
Agree	75	86.21	<div><div></div></div>
Sometimes Agree	9	10.34	<div><div></div></div>
Sometimes Disagree	0	0.00	<div><div></div></div>
Disagree	3	3.45	<div><div></div></div>
Not Applicable	0	0.00	<div><div></div></div>

**10. I have improved my understanding of concepts and principles related to patient care by the instructors' presentations.**

Response	Frequency	Percent	Mean: 3.59
Agree	72	81.82	<div><div></div></div>
Sometimes Agree	5	5.68	<div><div></div></div>
Sometimes Disagree	4	4.55	<div><div></div></div>
Disagree	5	5.68	<div><div></div></div>
Not Applicable	2	2.27	<div><div></div></div>

**12. Learning resources are current, comprehensive, use contemporary technology, accessible and available in a timely manner.**

Response	Frequency	Percent	Mean: 3.76
Agree	75	85.23	<div><div></div></div>
Sometimes Agree	7	7.95	<div><div></div></div>
Sometimes Disagree	4	4.55	<div><div></div></div>
Disagree	2	2.27	<div><div></div></div>
Not Applicable	0	0.00	<div><div></div></div>






**14. Support for accessing Blackboard was available if I needed it.**

Response	Frequency	Percent	Mean: 3.75
Agree	75	85.23	<div><div></div></div>
Sometimes Agree	7	7.95	<div><div></div></div>
Sometimes Disagree	4	4.55	<div><div></div></div>
Disagree	1	1.14	<div><div></div></div>
Not Applicable	1	1.14	<div><div></div></div>






**16. The Medical-Surgical Textbook was easy to understand and provided adequate information to meet the course objectives.**

Response	Frequency	Percent	Mean: 3.72
Agree	70	79.55	<div><div></div></div>
Sometimes Agree	13	14.77	<div><div></div></div>
Sometimes Disagree	3	3.41	<div><div></div></div>
Disagree	2	2.27	<div><div></div></div>
Not Applicable	0	0.00	<div><div></div></div>






**17. The Pediatric/Obstetrics Textbook was easy to understand and provided adequate information to meet the course objectives.**

Response	Frequency	Percent	Mean: 3.47
Agree	62	70.45	
Sometimes Agree	17	19.32	
Sometimes Disagree	2	2.27	
Disagree	2	2.27	
Not Applicable	5	5.68	






**19. The Pharmacology Textbook was easy to understand and provided adequate information to meet the course objectives.**

Response	Frequency	Percent	Mean: 3.58
Agree	67	76.14	
Sometimes Agree	12	13.64	
Sometimes Disagree	3	3.41	
Disagree	5	5.68	
Not Applicable	1	1.14	






**21. The Health Assessment Textbook was easy to understand and provided adequate information to meet the course objectives.**

Response	Frequency	Percent	Mean: 3.85
Agree	78	88.64	
Sometimes Agree	8	9.09	
Sometimes Disagree	1	1.14	
Disagree	1	1.14	
Not Applicable	0	0.00	






**23. The E-books were easy to navigate and helpful to me during the semester.**

Response	Frequency	Percent	Mean: 3.49
Agree	67	76.14	
Sometimes Agree	10	11.36	
Sometimes Disagree	2	2.27	
Disagree	5	5.68	
Not Applicable	4	4.55	






**18. The Psychiatric Textbook was easy to understand and provided adequate information to meet the course objectives.**

Response	Frequency	Percent	Mean: 3.60
Agree	68	77.27	
Sometimes Agree	13	14.77	
Sometimes Disagree	2	2.27	
Disagree	2	2.27	
Not Applicable	3	3.41	






**20. The Fundamentals Textbook was easy to understand and provided adequate information to meet the course objectives.**

Response	Frequency	Percent	Mean: 3.89
Agree	80	90.91	
Sometimes Agree	7	7.95	
Sometimes Disagree	0	0.00	
Disagree	1	1.14	
Not Applicable	0	0.00	

**22. The Trends & Issues Textbook was easy to understand and provided adequate information to meet the course objectives.**

Response	Frequency	Percent	Mean: 3.59
Agree	71	80.68	
Sometimes Agree	7	7.95	
Sometimes Disagree	5	5.68	
Disagree	1	1.14	
Not Applicable	4	4.55	

**24. The Neighborhood helped me to develop my nursing knowledge and clinical judgment.**

Response	Frequency	Percent	Mean: 3.35
Agree	58	65.91	
Sometimes Agree	12	13.64	
Sometimes Disagree	10	11.36	
Disagree	7	7.95	
Not Applicable	1	1.14	

**25. The Cerner Electronic Health Record (EHR) helped me to develop my documentation skills.**

Response	Frequency	Percent	Mean: 3.44
Agree	61	69.32	<div><div></div></div>
Sometimes	14	15.91	<div><div></div></div>
Agree			
Sometimes	6	6.82	<div><div></div></div>
Disagree			
Disagree	5	5.68	<div><div></div></div>
Not Applicable	2	2.27	<div><div></div></div>

**27. The semester syllabus was easy to understand and provided adequate information to guide my progress through the semester.**

Response	Frequency	Percent	Mean: 3.78
Agree	75	85.23	<div><div></div></div>
Sometimes	9	10.23	<div><div></div></div>
Agree			
Sometimes	2	2.27	<div><div></div></div>
Disagree			
Disagree	2	2.27	<div><div></div></div>
Not Applicable	0	0.00	<div><div></div></div>

**26. Prep-U helped me to see if I was prepared for the exams.**

Response	Frequency	Percent	Mean: 3.56
Agree	66	75.00	<div><div></div></div>
Sometimes	10	11.36	<div><div></div></div>
Agree			
Sometimes	8	9.09	<div><div></div></div>
Disagree			
Disagree	3	3.41	<div><div></div></div>
Not Applicable	1	1.14	<div><div></div></div>

# Trinity Valley Community College

## ADN Level II Evaluation Report - Spring 2014

by Instructor

**Instructor:** David Dausman

### 28. I felt welcomed at the clinical site by the nurses.

Response	Frequency	Percent	Mean: 4.00
Agree	7	100.00	<div><div></div></div>
Sometimes	0	0.00	<div><div></div></div>
Agree			
Sometimes	0	0.00	<div><div></div></div>
Disagree			
Disagree	0	0.00	<div><div></div></div>
Not Applicable	0	0.00	<div><div></div></div>

### 29. My primary nurses or preceptors communicated adequately with me with regards to my patients.

Response	Frequency	Percent	Mean: 4.00
Agree	7	100.00	<div><div></div></div>
Sometimes	0	0.00	<div><div></div></div>
Agree			
Sometimes	0	0.00	<div><div></div></div>
Disagree			
Disagree	0	0.00	<div><div></div></div>
Not Applicable	0	0.00	<div><div></div></div>

### 30. My primary nurses or preceptors demonstrated professional behaviors.

Response	Frequency	Percent	Mean: 4.00
Agree	6	100.00	<div><div></div></div>
Sometimes	0	0.00	<div><div></div></div>
Agree			
Sometimes	0	0.00	<div><div></div></div>
Disagree			
Disagree	0	0.00	<div><div></div></div>
Not Applicable	0	0.00	<div><div></div></div>

### 31. My primary nurses or preceptors provided safe, competent patient care.

Response	Frequency	Percent	Mean: 4.00
Agree	6	100.00	<div><div></div></div>
Sometimes	0	0.00	<div><div></div></div>
Agree			
Sometimes	0	0.00	<div><div></div></div>
Disagree			
Disagree	0	0.00	<div><div></div></div>
Not Applicable	0	0.00	<div><div></div></div>

### 32. My primary nurses or preceptors gave me constructive feedback regarding my performance.

Response	Frequency	Percent	Mean: 4.00
Agree	7	100.00	<div><div></div></div>
Sometimes	0	0.00	<div><div></div></div>
Agree			
Sometimes	0	0.00	<div><div></div></div>
Disagree			
Disagree	0	0.00	<div><div></div></div>
Not Applicable	0	0.00	<div><div></div></div>

### 33. My preceptors were available to answer questions and observe skills.

Response	Frequency	Percent	Mean: 4.00
Agree	7	100.00	<div><div></div></div>
Sometimes	0	0.00	<div><div></div></div>
Agree			
Sometimes	0	0.00	<div><div></div></div>
Disagree			
Disagree	0	0.00	<div><div></div></div>
Not Applicable	0	0.00	<div><div></div></div>

### 34. During my rotation, I had the opportunity to make clinical decisions for my patients.

Response	Frequency	Percent	Mean: 3.57
Agree	5	71.43	<div><div></div></div>
Sometimes	1	14.29	<div><div></div></div>
Agree			
Sometimes	1	14.29	<div><div></div></div>
Disagree			
Disagree	0	0.00	<div><div></div></div>
Not Applicable	0	0.00	<div><div></div></div>

### 35. During my rotation, I was able to perform a variety of skills.

Response	Frequency	Percent	Mean: 3.71
Agree	6	85.71	<div><div></div></div>
Sometimes	0	0.00	<div><div></div></div>
Agree			
Sometimes	1	14.29	<div><div></div></div>
Disagree			
Disagree	0	0.00	<div><div></div></div>
Not Applicable	0	0.00	<div><div></div></div>

**36. During my rotation, I was able to implement client teaching.**

Response	Frequency	Percent	Mean: 4.00
Agree	7	100.00	<div><div></div></div>
Sometimes	0	0.00	<div><div></div></div>
Agree			
Sometimes	0	0.00	<div><div></div></div>
Disagree			
Disagree	0	0.00	<div><div></div></div>
Not Applicable	0	0.00	<div><div></div></div>

**38. During my rotation, I was able to document on the client's electronic health record.**

Response	Frequency	Percent	Mean: 3.14
Agree	5	71.43	<div><div></div></div>
Sometimes	0	0.00	<div><div></div></div>
Agree			
Sometimes	0	0.00	<div><div></div></div>
Disagree			
Disagree	2	28.57	<div><div></div></div>
Not Applicable	0	0.00	<div><div></div></div>

**40. During my clinical I had sufficient opportunities (quality and quantity) to meet course objectives.**

Response	Frequency	Percent	Mean: 3.57
Agree	6	85.71	<div><div></div></div>
Sometimes	0	0.00	<div><div></div></div>
Agree			
Sometimes	0	0.00	<div><div></div></div>
Disagree			
Disagree	1	14.29	<div><div></div></div>
Not Applicable	0	0.00	<div><div></div></div>

**42. My clinical instructor was on time for clinical.**

Response	Frequency	Percent	Mean: 4.00
Agree	7	100.00	<div><div></div></div>
Sometimes	0	0.00	<div><div></div></div>
Agree			
Sometimes	0	0.00	<div><div></div></div>
Disagree			
Disagree	0	0.00	<div><div></div></div>
Not Applicable	0	0.00	<div><div></div></div>

**37. During my rotation, I was able to interact with other disciplines.**

Response	Frequency	Percent	Mean: 3.57
Agree	6	85.71	<div><div></div></div>
Sometimes	0	0.00	<div><div></div></div>
Agree			
Sometimes	0	0.00	<div><div></div></div>
Disagree			
Disagree	1	14.29	<div><div></div></div>
Not Applicable	0	0.00	<div><div></div></div>

**39. The facility provided an adequate orientation.**

Response	Frequency	Percent	Mean: 4.00
Agree	7	100.00	<div><div></div></div>
Sometimes	0	0.00	<div><div></div></div>
Agree			
Sometimes	0	0.00	<div><div></div></div>
Disagree			
Disagree	0	0.00	<div><div></div></div>
Not Applicable	0	0.00	<div><div></div></div>

**41. I had an overall positive learning experience at my clinical rotation.**

Response	Frequency	Percent	Mean: 4.00
Agree	7	100.00	<div><div></div></div>
Sometimes	0	0.00	<div><div></div></div>
Agree			
Sometimes	0	0.00	<div><div></div></div>
Disagree			
Disagree	0	0.00	<div><div></div></div>
Not Applicable	0	0.00	<div><div></div></div>

**43. My clinical instructor encouraged me to make clinical judgments.**

Response	Frequency	Percent	Mean: 4.00
Agree	7	100.00	<div><div></div></div>
Sometimes	0	0.00	<div><div></div></div>
Agree			
Sometimes	0	0.00	<div><div></div></div>
Disagree			
Disagree	0	0.00	<div><div></div></div>
Not Applicable	0	0.00	<div><div></div></div>

**44. My clinical instructor promoted an environment in which I felt respected.**

Response	Frequency	Percent	Mean: 4.00
Agree	7	100.00	<div><div></div></div>
Sometimes	0	0.00	<div><div></div></div>
Disagree	0	0.00	<div><div></div></div>
Not Applicable	0	0.00	<div><div></div></div>

**46. My clinical instructor demonstrated evidence of competency in nursing skills.**

Response	Frequency	Percent	Mean: 4.00
Agree	7	100.00	<div><div></div></div>
Sometimes	0	0.00	<div><div></div></div>
Disagree	0	0.00	<div><div></div></div>
Not Applicable	0	0.00	<div><div></div></div>

**48. My clinical instructor provided me with constructive feedback on my progress in clinical.**

Response	Frequency	Percent	Mean: 3.86
Agree	6	85.71	<div><div></div></div>
Sometimes	1	14.29	<div><div></div></div>
Disagree	0	0.00	<div><div></div></div>
Not Applicable	0	0.00	<div><div></div></div>

**50. My clinical instructor acted as a positive role model regarding patient safety, client advocacy, caring, cultural sensitivity, and collaboration.**

Response	Frequency	Percent	Mean: 4.00
Agree	7	100.00	<div><div></div></div>
Sometimes	0	0.00	<div><div></div></div>
Disagree	0	0.00	<div><div></div></div>
Not Applicable	0	0.00	<div><div></div></div>

**45. My clinical instructor demonstrated evidence of current nursing knowledge.**

Response	Frequency	Percent	Mean: 4.00
Agree	7	100.00	<div><div></div></div>
Sometimes	0	0.00	<div><div></div></div>
Disagree	0	0.00	<div><div></div></div>
Not Applicable	0	0.00	<div><div></div></div>

**47. My clinical instructor was available for the supervision of invasive skills.**

Response	Frequency	Percent	Mean: 3.86
Agree	6	85.71	<div><div></div></div>
Sometimes	1	14.29	<div><div></div></div>
Disagree	0	0.00	<div><div></div></div>
Not Applicable	0	0.00	<div><div></div></div>

**49. My clinical instructor facilitated post-conference to enhance meeting of clinical objectives.**

Response	Frequency	Percent	Mean: 4.00
Agree	7	100.00	<div><div></div></div>
Sometimes	0	0.00	<div><div></div></div>
Disagree	0	0.00	<div><div></div></div>
Not Applicable	0	0.00	<div><div></div></div>

# Trinity Valley Community College

## ADN Level II Evaluation Report - Spring 2014

by Instructor

Instructor: Gail Ellis

### 28. I felt welcomed at the clinical site by the nurses.

Response	Frequency	Percent	Mean: 4.00
Agree	9	100.00	
Sometimes	0	0.00	
Agree			
Sometimes	0	0.00	
Disagree			
Disagree	0	0.00	
Not Applicable	0	0.00	

### 29. My primary nurses or preceptors communicated adequately with me with regards to my patients.

Response	Frequency	Percent	Mean: 4.00
Agree	9	100.00	
Sometimes	0	0.00	
Agree			
Sometimes	0	0.00	
Disagree			
Disagree	0	0.00	
Not Applicable	0	0.00	

### 30. My primary nurses or preceptors demonstrated professional behaviors.

Response	Frequency	Percent	Mean: 4.00
Agree	9	100.00	
Sometimes	0	0.00	
Agree			
Sometimes	0	0.00	
Disagree			
Disagree	0	0.00	
Not Applicable	0	0.00	

### 31. My primary nurses or preceptors provided safe, competent patient care.

Response	Frequency	Percent	Mean: 4.00
Agree	9	100.00	
Sometimes	0	0.00	
Agree			
Sometimes	0	0.00	
Disagree			
Disagree	0	0.00	
Not Applicable	0	0.00	

### 32. My primary nurses or preceptors gave me constructive feedback regarding my performance.

Response	Frequency	Percent	Mean: 4.00
Agree	9	100.00	
Sometimes	0	0.00	
Agree			
Sometimes	0	0.00	
Disagree			
Disagree	0	0.00	
Not Applicable	0	0.00	

### 33. My preceptors were available to answer questions and observe skills.

Response	Frequency	Percent	Mean: 4.00
Agree	9	100.00	
Sometimes	0	0.00	
Agree			
Sometimes	0	0.00	
Disagree			
Disagree	0	0.00	
Not Applicable	0	0.00	

### 34. During my rotation, I had the opportunity to make clinical decisions for my patients.

Response	Frequency	Percent	Mean: 4.00
Agree	9	100.00	
Sometimes	0	0.00	
Agree			
Sometimes	0	0.00	
Disagree			
Disagree	0	0.00	
Not Applicable	0	0.00	

### 35. During my rotation, I was able to perform a variety of skills.

Response	Frequency	Percent	Mean: 4.00
Agree	9	100.00	
Sometimes	0	0.00	
Agree			
Sometimes	0	0.00	
Disagree			
Disagree	0	0.00	
Not Applicable	0	0.00	



**36. During my rotation, I was able to implement client teaching.**

Response	Frequency	Percent	Mean: 4.00
Agree	9	100.00	<div></div>
Sometimes	0	0.00	<div></div>
Agree			
Sometimes	0	0.00	<div></div>
Disagree			
Disagree	0	0.00	<div></div>
Not Applicable	0	0.00	<div></div>

**38. During my rotation, I was able to document on the client's electronic health record.**

Response	Frequency	Percent	Mean: 4.00
Agree	9	100.00	<div></div>
Sometimes	0	0.00	<div></div>
Agree			
Sometimes	0	0.00	<div></div>
Disagree			
Disagree	0	0.00	<div></div>
Not Applicable	0	0.00	<div></div>

**40. During my clinical I had sufficient opportunities (quality and quantity) to meet course objectives.**

Response	Frequency	Percent	Mean: 4.00
Agree	9	100.00	<div></div>
Sometimes	0	0.00	<div></div>
Agree			
Sometimes	0	0.00	<div></div>
Disagree			
Disagree	0	0.00	<div></div>
Not Applicable	0	0.00	<div></div>

**42. My clinical instructor was on time for clinical.**

Response	Frequency	Percent	Mean: 4.00
Agree	9	100.00	<div></div>
Sometimes	0	0.00	<div></div>
Agree			
Sometimes	0	0.00	<div></div>
Disagree			
Disagree	0	0.00	<div></div>
Not Applicable	0	0.00	<div></div>

**37. During my rotation, I was able to interact with other disciplines.**

Response	Frequency	Percent	Mean: 4.00
Agree	9	100.00	<div></div>
Sometimes	0	0.00	<div></div>
Agree			
Sometimes	0	0.00	<div></div>
Disagree			
Disagree	0	0.00	<div></div>
Not Applicable	0	0.00	<div></div>

**39. The facility provided an adequate orientation.**

Response	Frequency	Percent	Mean: 4.00
Agree	9	100.00	<div></div>
Sometimes	0	0.00	<div></div>
Agree			
Sometimes	0	0.00	<div></div>
Disagree			
Disagree	0	0.00	<div></div>
Not Applicable	0	0.00	<div></div>

**41. I had an overall positive learning experience at my clinical rotation.**

Response	Frequency	Percent	Mean: 3.78
Agree	8	88.89	<div></div>
Sometimes	0	0.00	<div></div>
Agree			
Sometimes	1	11.11	<div></div>
Disagree			
Disagree	0	0.00	<div></div>
Not Applicable	0	0.00	<div></div>

**43. My clinical instructor encouraged me to make clinical judgments.**

Response	Frequency	Percent	Mean: 4.00
Agree	9	100.00	<div></div>
Sometimes	0	0.00	<div></div>
Agree			
Sometimes	0	0.00	<div></div>
Disagree			
Disagree	0	0.00	<div></div>
Not Applicable	0	0.00	<div></div>

**44. My clinical instructor promoted an environment in which I felt respected.**

Response	Frequency	Percent	Mean: 4.00
Agree	9	100.00	
Sometimes	0	0.00	
Agree			
Sometimes	0	0.00	
Disagree			
Disagree	0	0.00	
Not Applicable	0	0.00	

**46. My clinical instructor demonstrated evidence of competency in nursing skills.**

Response	Frequency	Percent	Mean: 4.00
Agree	9	100.00	
Sometimes	0	0.00	
Agree			
Sometimes	0	0.00	
Disagree			
Disagree	0	0.00	
Not Applicable	0	0.00	

**48. My clinical instructor provided me with constructive feedback on my progress in clinical.**

Response	Frequency	Percent	Mean: 4.00
Agree	9	100.00	
Sometimes	0	0.00	
Agree			
Sometimes	0	0.00	
Disagree			
Disagree	0	0.00	
Not Applicable	0	0.00	

**50. My clinical instructor acted as a positive role model regarding patient safety, client advocacy, caring, cultural sensitivity, and collaboration.**

Response	Frequency	Percent	Mean: 4.00
Agree	9	100.00	
Sometimes	0	0.00	
Agree			
Sometimes	0	0.00	
Disagree			
Disagree	0	0.00	
Not Applicable	0	0.00	

**45. My clinical instructor demonstrated evidence of current nursing knowledge.**

Response	Frequency	Percent	Mean: 4.00
Agree	9	100.00	
Sometimes	0	0.00	
Agree			
Sometimes	0	0.00	
Disagree			
Disagree	0	0.00	
Not Applicable	0	0.00	

**47. My clinical instructor was available for the supervision of invasive skills.**

Response	Frequency	Percent	Mean: 4.00
Agree	9	100.00	
Sometimes	0	0.00	
Agree			
Sometimes	0	0.00	
Disagree			
Disagree	0	0.00	
Not Applicable	0	0.00	

**49. My clinical instructor facilitated post-conference to enhance meeting of clinical objectives.**

Response	Frequency	Percent	Mean: 4.00
Agree	9	100.00	
Sometimes	0	0.00	
Agree			
Sometimes	0	0.00	
Disagree			
Disagree	0	0.00	
Not Applicable	0	0.00	






# Trinity Valley Community College

## ADN Level II Evaluation Report - Spring 2014






by Instructor

**Instructor:** Jennie Schneider






### 28. I felt welcomed at the clinical site by the nurses.

Response	Frequency	Percent	Mean: 3.70
Agree	8	80.00	
Sometimes Agree	1	10.00	
Sometimes Disagree	1	10.00	
Disagree	0	0.00	
Not Applicable	0	0.00	






### 29. My primary nurses or preceptors communicated adequately with me with regards to my patients.

Response	Frequency	Percent	Mean: 3.90
Agree	9	90.00	
Sometimes Agree	1	10.00	
Sometimes Disagree	0	0.00	
Disagree	0	0.00	
Not Applicable	0	0.00	






### 30. My primary nurses or preceptors demonstrated professional behaviors.

Response	Frequency	Percent	Mean: 3.80
Agree	8	80.00	
Sometimes Agree	2	20.00	
Sometimes Disagree	0	0.00	
Disagree	0	0.00	
Not Applicable	0	0.00	






### 31. My primary nurses or preceptors provided safe, competent patient care.

Response	Frequency	Percent	Mean: 3.80
Agree	8	80.00	
Sometimes Agree	2	20.00	
Sometimes Disagree	0	0.00	
Disagree	0	0.00	
Not Applicable	0	0.00	






### 32. My primary nurses or preceptors gave me constructive feedback regarding my performance.

Response	Frequency	Percent	Mean: 3.80
Agree	8	80.00	
Sometimes Agree	2	20.00	
Sometimes Disagree	0	0.00	
Disagree	0	0.00	
Not Applicable	0	0.00	






### 33. My preceptors were available to answer questions and observe skills.

Response	Frequency	Percent	Mean: 3.80
Agree	8	80.00	
Sometimes Agree	2	20.00	
Sometimes Disagree	0	0.00	
Disagree	0	0.00	
Not Applicable	0	0.00	

### 34. During my rotation, I had the opportunity to make clinical decisions for my patients.

Response	Frequency	Percent	Mean: 3.90
Agree	9	90.00	
Sometimes Agree	1	10.00	
Sometimes Disagree	0	0.00	
Disagree	0	0.00	
Not Applicable	0	0.00	

### 35. During my rotation, I was able to perform a variety of skills.

Response	Frequency	Percent	Mean: 3.90
Agree	9	90.00	
Sometimes Agree	1	10.00	
Sometimes Disagree	0	0.00	
Disagree	0	0.00	
Not Applicable	0	0.00	

**36. During my rotation, I was able to implement client teaching.**

Response	Frequency	Percent	Mean: 3.90
Agree	9	90.00	<div><div></div></div>
Sometimes	1	10.00	<div><div></div></div>
Agree			
Sometimes	0	0.00	<div><div></div></div>
Disagree			
Disagree	0	0.00	<div><div></div></div>
Not Applicable	0	0.00	<div><div></div></div>

**38. During my rotation, I was able to document on the client's electronic health record.**

Response	Frequency	Percent	Mean: 3.90
Agree	9	90.00	<div><div></div></div>
Sometimes	1	10.00	<div><div></div></div>
Agree			
Sometimes	0	0.00	<div><div></div></div>
Disagree			
Disagree	0	0.00	<div><div></div></div>
Not Applicable	0	0.00	<div><div></div></div>

**40. During my clinical I had sufficient opportunities (quality and quantity) to meet course objectives.**

Response	Frequency	Percent	Mean: 3.80
Agree	8	80.00	<div><div></div></div>
Sometimes	2	20.00	<div><div></div></div>
Agree			
Sometimes	0	0.00	<div><div></div></div>
Disagree			
Disagree	0	0.00	<div><div></div></div>
Not Applicable	0	0.00	<div><div></div></div>

**42. My clinical instructor was on time for clinical.**

Response	Frequency	Percent	Mean: 4.00
Agree	10	100.00	<div><div></div></div>
Sometimes	0	0.00	<div><div></div></div>
Agree			
Sometimes	0	0.00	<div><div></div></div>
Disagree			
Disagree	0	0.00	<div><div></div></div>
Not Applicable	0	0.00	<div><div></div></div>

**37. During my rotation, I was able to interact with other disciplines.**

Response	Frequency	Percent	Mean: 3.90
Agree	9	90.00	<div><div></div></div>
Sometimes	1	10.00	<div><div></div></div>
Agree			
Sometimes	0	0.00	<div><div></div></div>
Disagree			
Disagree	0	0.00	<div><div></div></div>
Not Applicable	0	0.00	<div><div></div></div>

**39. The facility provided an adequate orientation.**

Response	Frequency	Percent	Mean: 3.80
Agree	8	80.00	<div><div></div></div>
Sometimes	2	20.00	<div><div></div></div>
Agree			
Sometimes	0	0.00	<div><div></div></div>
Disagree			
Disagree	0	0.00	<div><div></div></div>
Not Applicable	0	0.00	<div><div></div></div>

**41. I had an overall positive learning experience at my clinical rotation.**

Response	Frequency	Percent	Mean: 3.90
Agree	9	90.00	<div><div></div></div>
Sometimes	1	10.00	<div><div></div></div>
Agree			
Sometimes	0	0.00	<div><div></div></div>
Disagree			
Disagree	0	0.00	<div><div></div></div>
Not Applicable	0	0.00	<div><div></div></div>

**43. My clinical instructor encouraged me to make clinical judgments.**

Response	Frequency	Percent	Mean: 4.00
Agree	10	100.00	<div><div></div></div>
Sometimes	0	0.00	<div><div></div></div>
Agree			
Sometimes	0	0.00	<div><div></div></div>
Disagree			
Disagree	0	0.00	<div><div></div></div>
Not Applicable	0	0.00	<div><div></div></div>

**44. My clinical instructor promoted an environment in which I felt respected.**

Response	Frequency	Percent	Mean: 4.00
Agree	10	100.00	<div><div></div></div>
Sometimes	0	0.00	<div><div></div></div>
Disagree	0	0.00	<div><div></div></div>
Disagree	0	0.00	<div><div></div></div>
Not Applicable	0	0.00	<div><div></div></div>

**46. My clinical instructor demonstrated evidence of competency in nursing skills.**

Response	Frequency	Percent	Mean: 4.00
Agree	10	100.00	<div><div></div></div>
Sometimes	0	0.00	<div><div></div></div>
Disagree	0	0.00	<div><div></div></div>
Disagree	0	0.00	<div><div></div></div>
Not Applicable	0	0.00	<div><div></div></div>

**48. My clinical instructor provided me with constructive feedback on my progress in clinical.**

Response	Frequency	Percent	Mean: 3.90
Agree	9	90.00	<div><div></div></div>
Sometimes	1	10.00	<div><div></div></div>
Disagree	0	0.00	<div><div></div></div>
Disagree	0	0.00	<div><div></div></div>
Not Applicable	0	0.00	<div><div></div></div>

**50. My clinical instructor acted as a positive role model regarding patient safety, client advocacy, caring, cultural sensitivity, and collaboration.**

Response	Frequency	Percent	Mean: 4.00
Agree	10	100.00	<div><div></div></div>
Sometimes	0	0.00	<div><div></div></div>
Disagree	0	0.00	<div><div></div></div>
Disagree	0	0.00	<div><div></div></div>
Not Applicable	0	0.00	<div><div></div></div>

**45. My clinical instructor demonstrated evidence of current nursing knowledge.**

Response	Frequency	Percent	Mean: 4.00
Agree	10	100.00	<div><div></div></div>
Sometimes	0	0.00	<div><div></div></div>
Disagree	0	0.00	<div><div></div></div>
Disagree	0	0.00	<div><div></div></div>
Not Applicable	0	0.00	<div><div></div></div>

**47. My clinical instructor was available for the supervision of invasive skills.**

Response	Frequency	Percent	Mean: 3.60
Agree	9	90.00	<div><div></div></div>
Sometimes	0	0.00	<div><div></div></div>
Disagree	0	0.00	<div><div></div></div>
Disagree	0	0.00	<div><div></div></div>
Not Applicable	1	10.00	<div><div></div></div>

**49. My clinical instructor facilitated post-conference to enhance meeting of clinical objectives.**

Response	Frequency	Percent	Mean: 4.00
Agree	10	100.00	<div><div></div></div>
Sometimes	0	0.00	<div><div></div></div>
Disagree	0	0.00	<div><div></div></div>
Disagree	0	0.00	<div><div></div></div>
Not Applicable	0	0.00	<div><div></div></div>

# Trinity Valley Community College

## ADN Level II Evaluation Report - Spring 2014

by Instructor

Instructor: Jody Johnson

### 28. I felt welcomed at the clinical site by the nurses.

Response	Frequency	Percent	Mean: 3.50
Agree	2	50.00	<div><div></div></div>
Sometimes Agree	2	50.00	<div><div></div></div>
Sometimes Disagree	0	0.00	<div><div></div></div>
Disagree	0	0.00	<div><div></div></div>
Not Applicable	0	0.00	<div><div></div></div>

### 29. My primary nurses or preceptors communicated adequately with me with regards to my patients.

Response	Frequency	Percent	Mean: 3.75
Agree	3	75.00	<div><div></div></div>
Sometimes Agree	1	25.00	<div><div></div></div>
Sometimes Disagree	0	0.00	<div><div></div></div>
Disagree	0	0.00	<div><div></div></div>
Not Applicable	0	0.00	<div><div></div></div>

### 30. My primary nurses or preceptors demonstrated professional behaviors.

Response	Frequency	Percent	Mean: 4.00
Agree	4	100.00	<div><div></div></div>
Sometimes Agree	0	0.00	<div><div></div></div>
Sometimes Disagree	0	0.00	<div><div></div></div>
Disagree	0	0.00	<div><div></div></div>
Not Applicable	0	0.00	<div><div></div></div>

### 31. My primary nurses or preceptors provided safe, competent patient care.

Response	Frequency	Percent	Mean: 4.00
Agree	4	100.00	<div><div></div></div>
Sometimes Agree	0	0.00	<div><div></div></div>
Sometimes Disagree	0	0.00	<div><div></div></div>
Disagree	0	0.00	<div><div></div></div>
Not Applicable	0	0.00	<div><div></div></div>

### 32. My primary nurses or preceptors gave me constructive feedback regarding my performance.

Response	Frequency	Percent	Mean: 4.00
Agree	4	100.00	<div><div></div></div>
Sometimes Agree	0	0.00	<div><div></div></div>
Sometimes Disagree	0	0.00	<div><div></div></div>
Disagree	0	0.00	<div><div></div></div>
Not Applicable	0	0.00	<div><div></div></div>

### 33. My preceptors were available to answer questions and observe skills.

Response	Frequency	Percent	Mean: 4.00
Agree	4	100.00	<div><div></div></div>
Sometimes Agree	0	0.00	<div><div></div></div>
Sometimes Disagree	0	0.00	<div><div></div></div>
Disagree	0	0.00	<div><div></div></div>
Not Applicable	0	0.00	<div><div></div></div>

### 34. During my rotation, I had the opportunity to make clinical decisions for my patients.

Response	Frequency	Percent	Mean: 3.75
Agree	3	75.00	<div><div></div></div>
Sometimes Agree	1	25.00	<div><div></div></div>
Sometimes Disagree	0	0.00	<div><div></div></div>
Disagree	0	0.00	<div><div></div></div>
Not Applicable	0	0.00	<div><div></div></div>

### 35. During my rotation, I was able to perform a variety of skills.

Response	Frequency	Percent	Mean: 3.75
Agree	3	75.00	<div><div></div></div>
Sometimes Agree	1	25.00	<div><div></div></div>
Sometimes Disagree	0	0.00	<div><div></div></div>
Disagree	0	0.00	<div><div></div></div>
Not Applicable	0	0.00	<div><div></div></div>

**36. During my rotation, I was able to implement client teaching.**

Response	Frequency	Percent	Mean: 3.75
Agree	3	75.00	<div><div></div></div>
Sometimes	1	25.00	<div><div></div></div>
Agree			
Sometimes	0	0.00	<div><div></div></div>
Disagree			
Disagree	0	0.00	<div><div></div></div>
Not Applicable	0	0.00	<div><div></div></div>

**38. During my rotation, I was able to document on the client's electronic health record.**

Response	Frequency	Percent	Mean: 3.00
Agree	3	75.00	<div><div></div></div>
Sometimes	0	0.00	<div><div></div></div>
Agree			
Sometimes	0	0.00	<div><div></div></div>
Disagree			
Disagree	0	0.00	<div><div></div></div>
Not Applicable	1	25.00	<div><div></div></div>

**40. During my clinical I had sufficient opportunities (quality and quantity) to meet course objectives.**

Response	Frequency	Percent	Mean: 3.75
Agree	3	75.00	<div><div></div></div>
Sometimes	1	25.00	<div><div></div></div>
Agree			
Sometimes	0	0.00	<div><div></div></div>
Disagree			
Disagree	0	0.00	<div><div></div></div>
Not Applicable	0	0.00	<div><div></div></div>

**42. My clinical instructor was on time for clinical.**

Response	Frequency	Percent	Mean: 4.00
Agree	4	100.00	<div><div></div></div>
Sometimes	0	0.00	<div><div></div></div>
Agree			
Sometimes	0	0.00	<div><div></div></div>
Disagree			
Disagree	0	0.00	<div><div></div></div>
Not Applicable	0	0.00	<div><div></div></div>

**37. During my rotation, I was able to interact with other disciplines.**

Response	Frequency	Percent	Mean: 3.50
Agree	3	75.00	<div><div></div></div>
Sometimes	0	0.00	<div><div></div></div>
Agree			
Sometimes	1	25.00	<div><div></div></div>
Disagree			
Disagree	0	0.00	<div><div></div></div>
Not Applicable	0	0.00	<div><div></div></div>

**39. The facility provided an adequate orientation.**

Response	Frequency	Percent	Mean: 4.00
Agree	4	100.00	<div><div></div></div>
Sometimes	0	0.00	<div><div></div></div>
Agree			
Sometimes	0	0.00	<div><div></div></div>
Disagree			
Disagree	0	0.00	<div><div></div></div>
Not Applicable	0	0.00	<div><div></div></div>

**41. I had an overall positive learning experience at my clinical rotation.**

Response	Frequency	Percent	Mean: 4.00
Agree	4	100.00	<div><div></div></div>
Sometimes	0	0.00	<div><div></div></div>
Agree			
Sometimes	0	0.00	<div><div></div></div>
Disagree			
Disagree	0	0.00	<div><div></div></div>
Not Applicable	0	0.00	<div><div></div></div>

**43. My clinical instructor encouraged me to make clinical judgments.**

Response	Frequency	Percent	Mean: 4.00
Agree	4	100.00	<div><div></div></div>
Sometimes	0	0.00	<div><div></div></div>
Agree			
Sometimes	0	0.00	<div><div></div></div>
Disagree			
Disagree	0	0.00	<div><div></div></div>
Not Applicable	0	0.00	<div><div></div></div>

**44. My clinical instructor promoted an environment in which I felt respected.**

Response	Frequency	Percent	Mean: 4.00
Agree	4	100.00	
Sometimes	0	0.00	
Agree			
Sometimes	0	0.00	
Disagree			
Disagree	0	0.00	
Not Applicable	0	0.00	

**46. My clinical instructor demonstrated evidence of competency in nursing skills.**

Response	Frequency	Percent	Mean: 4.00
Agree	4	100.00	
Sometimes	0	0.00	
Agree			
Sometimes	0	0.00	
Disagree			
Disagree	0	0.00	
Not Applicable	0	0.00	

**48. My clinical instructor provided me with constructive feedback on my progress in clinical.**

Response	Frequency	Percent	Mean: 4.00
Agree	4	100.00	
Sometimes	0	0.00	
Agree			
Sometimes	0	0.00	
Disagree			
Disagree	0	0.00	
Not Applicable	0	0.00	

**50. My clinical instructor acted as a positive role model regarding patient safety, client advocacy, caring, cultural sensitivity, and collaboration.**

Response	Frequency	Percent	Mean: 4.00
Agree	4	100.00	
Sometimes	0	0.00	
Agree			
Sometimes	0	0.00	
Disagree			
Disagree	0	0.00	
Not Applicable	0	0.00	

**45. My clinical instructor demonstrated evidence of current nursing knowledge.**

Response	Frequency	Percent	Mean: 4.00
Agree	4	100.00	
Sometimes	0	0.00	
Agree			
Sometimes	0	0.00	
Disagree			
Disagree	0	0.00	
Not Applicable	0	0.00	

**47. My clinical instructor was available for the supervision of invasive skills.**

Response	Frequency	Percent	Mean: 4.00
Agree	4	100.00	
Sometimes	0	0.00	
Agree			
Sometimes	0	0.00	
Disagree			
Disagree	0	0.00	
Not Applicable	0	0.00	

**49. My clinical instructor facilitated post-conference to enhance meeting of clinical objectives.**

Response	Frequency	Percent	Mean: 4.00
Agree	4	100.00	
Sometimes	0	0.00	
Agree			
Sometimes	0	0.00	
Disagree			
Disagree	0	0.00	
Not Applicable	0	0.00	



# Trinity Valley Community College

## ADN Level II Evaluation Report - Spring 2014

by Instructor

**Instructor:** Karen Neighbors

### 28. I felt welcomed at the clinical site by the nurses.

Response	Frequency	Percent	Mean: 3.23
Agree	6	46.15	<div><div></div></div>
Sometimes Agree	4	30.77	<div><div></div></div>
Sometimes Disagree	3	23.08	<div><div></div></div>
Disagree	0	0.00	<div><div></div></div>
Not Applicable	0	0.00	<div><div></div></div>

### 29. My primary nurses or preceptors communicated adequately with me with regards to my patients.

Response	Frequency	Percent	Mean: 3.46
Agree	9	69.23	<div><div></div></div>
Sometimes Agree	1	7.69	<div><div></div></div>
Sometimes Disagree	3	23.08	<div><div></div></div>
Disagree	0	0.00	<div><div></div></div>
Not Applicable	0	0.00	<div><div></div></div>

### 30. My primary nurses or preceptors demonstrated professional behaviors.

Response	Frequency	Percent	Mean: 3.31
Agree	8	61.54	<div><div></div></div>
Sometimes Agree	2	15.38	<div><div></div></div>
Sometimes Disagree	2	15.38	<div><div></div></div>
Disagree	1	7.69	<div><div></div></div>
Not Applicable	0	0.00	<div><div></div></div>

### 31. My primary nurses or preceptors provided safe, competent patient care.

Response	Frequency	Percent	Mean: 3.46
Agree	9	69.23	<div><div></div></div>
Sometimes Agree	1	7.69	<div><div></div></div>
Sometimes Disagree	3	23.08	<div><div></div></div>
Disagree	0	0.00	<div><div></div></div>
Not Applicable	0	0.00	<div><div></div></div>

### 32. My primary nurses or preceptors gave me constructive feedback regarding my performance.

Response	Frequency	Percent	Mean: 3.46
Agree	9	69.23	<div><div></div></div>
Sometimes Agree	2	15.38	<div><div></div></div>
Sometimes Disagree	1	7.69	<div><div></div></div>
Disagree	1	7.69	<div><div></div></div>
Not Applicable	0	0.00	<div><div></div></div>

### 33. My preceptors were available to answer questions and observe skills.

Response	Frequency	Percent	Mean: 3.54
Agree	9	69.23	<div><div></div></div>
Sometimes Agree	2	15.38	<div><div></div></div>
Sometimes Disagree	2	15.38	<div><div></div></div>
Disagree	0	0.00	<div><div></div></div>
Not Applicable	0	0.00	<div><div></div></div>

### 34. During my rotation, I had the opportunity to make clinical decisions for my patients.

Response	Frequency	Percent	Mean: 3.77
Agree	10	76.92	<div><div></div></div>
Sometimes Agree	3	23.08	<div><div></div></div>
Sometimes Disagree	0	0.00	<div><div></div></div>
Disagree	0	0.00	<div><div></div></div>
Not Applicable	0	0.00	<div><div></div></div>

### 35. During my rotation, I was able to perform a variety of skills.

Response	Frequency	Percent	Mean: 3.77
Agree	10	76.92	<div><div></div></div>
Sometimes Agree	3	23.08	<div><div></div></div>
Sometimes Disagree	0	0.00	<div><div></div></div>
Disagree	0	0.00	<div><div></div></div>
Not Applicable	0	0.00	<div><div></div></div>

**36. During my rotation, I was able to implement client teaching.**

Response	Frequency	Percent	Mean: 3.69
Agree	10	76.92	<div><div></div></div>
Sometimes	2	15.38	<div><div></div></div>
Agree			
Sometimes	1	7.69	<div><div></div></div>
Disagree			
Disagree	0	0.00	<div><div></div></div>
Not Applicable	0	0.00	<div><div></div></div>

**38. During my rotation, I was able to document on the client's electronic health record.**

Response	Frequency	Percent	Mean: 3.77
Agree	10	76.92	<div><div></div></div>
Sometimes	3	23.08	<div><div></div></div>
Agree			
Sometimes	0	0.00	<div><div></div></div>
Disagree			
Disagree	0	0.00	<div><div></div></div>
Not Applicable	0	0.00	<div><div></div></div>

**40. During my clinical I had sufficient opportunities (quality and quantity) to meet course objectives.**

Response	Frequency	Percent	Mean: 3.54
Agree	7	53.85	<div><div></div></div>
Sometimes	6	46.15	<div><div></div></div>
Agree			
Sometimes	0	0.00	<div><div></div></div>
Disagree			
Disagree	0	0.00	<div><div></div></div>
Not Applicable	0	0.00	<div><div></div></div>

**42. My clinical instructor was on time for clinical.**

Response	Frequency	Percent	Mean: 4.00
Agree	13	100.00	<div><div></div></div>
Sometimes	0	0.00	<div><div></div></div>
Agree			
Sometimes	0	0.00	<div><div></div></div>
Disagree			
Disagree	0	0.00	<div><div></div></div>
Not Applicable	0	0.00	<div><div></div></div>

**37. During my rotation, I was able to interact with other disciplines.**

Response	Frequency	Percent	Mean: 3.62
Agree	9	69.23	<div><div></div></div>
Sometimes	3	23.08	<div><div></div></div>
Agree			
Sometimes	1	7.69	<div><div></div></div>
Disagree			
Disagree	0	0.00	<div><div></div></div>
Not Applicable	0	0.00	<div><div></div></div>

**39. The facility provided an adequate orientation.**

Response	Frequency	Percent	Mean: 3.92
Agree	12	92.31	<div><div></div></div>
Sometimes	1	7.69	<div><div></div></div>
Agree			
Sometimes	0	0.00	<div><div></div></div>
Disagree			
Disagree	0	0.00	<div><div></div></div>
Not Applicable	0	0.00	<div><div></div></div>

**41. I had an overall positive learning experience at my clinical rotation.**

Response	Frequency	Percent	Mean: 3.69
Agree	9	69.23	<div><div></div></div>
Sometimes	4	30.77	<div><div></div></div>
Agree			
Sometimes	0	0.00	<div><div></div></div>
Disagree			
Disagree	0	0.00	<div><div></div></div>
Not Applicable	0	0.00	<div><div></div></div>

**43. My clinical instructor encouraged me to make clinical judgments.**

Response	Frequency	Percent	Mean: 4.00
Agree	13	100.00	<div><div></div></div>
Sometimes	0	0.00	<div><div></div></div>
Agree			
Sometimes	0	0.00	<div><div></div></div>
Disagree			
Disagree	0	0.00	<div><div></div></div>
Not Applicable	0	0.00	<div><div></div></div>

**44. My clinical instructor promoted an environment in which I felt respected.**

Response	Frequency	Percent	Mean: 3.92
Agree	12	92.31	<div><div></div></div>
Sometimes	1	7.69	<div><div></div></div>
Agree			
Sometimes	0	0.00	<div><div></div></div>
Disagree			
Disagree	0	0.00	<div><div></div></div>
Not Applicable	0	0.00	<div><div></div></div>

**46. My clinical instructor demonstrated evidence of competency in nursing skills.**

Response	Frequency	Percent	Mean: 4.00
Agree	13	100.00	<div><div></div></div>
Sometimes	0	0.00	<div><div></div></div>
Agree			
Sometimes	0	0.00	<div><div></div></div>
Disagree			
Disagree	0	0.00	<div><div></div></div>
Not Applicable	0	0.00	<div><div></div></div>

**48. My clinical instructor provided me with constructive feedback on my progress in clinical.**

Response	Frequency	Percent	Mean: 4.00
Agree	13	100.00	<div><div></div></div>
Sometimes	0	0.00	<div><div></div></div>
Agree			
Sometimes	0	0.00	<div><div></div></div>
Disagree			
Disagree	0	0.00	<div><div></div></div>
Not Applicable	0	0.00	<div><div></div></div>

**50. My clinical instructor acted as a positive role model regarding patient safety, client advocacy, caring, cultural sensitivity, and collaboration.**

Response	Frequency	Percent	Mean: 4.00
Agree	13	100.00	<div><div></div></div>
Sometimes	0	0.00	<div><div></div></div>
Agree			
Sometimes	0	0.00	<div><div></div></div>
Disagree			
Disagree	0	0.00	<div><div></div></div>
Not Applicable	0	0.00	<div><div></div></div>

**45. My clinical instructor demonstrated evidence of current nursing knowledge.**

Response	Frequency	Percent	Mean: 4.00
Agree	13	100.00	<div><div></div></div>
Sometimes	0	0.00	<div><div></div></div>
Agree			
Sometimes	0	0.00	<div><div></div></div>
Disagree			
Disagree	0	0.00	<div><div></div></div>
Not Applicable	0	0.00	<div><div></div></div>

**47. My clinical instructor was available for the supervision of invasive skills.**

Response	Frequency	Percent	Mean: 4.00
Agree	13	100.00	<div><div></div></div>
Sometimes	0	0.00	<div><div></div></div>
Agree			
Sometimes	0	0.00	<div><div></div></div>
Disagree			
Disagree	0	0.00	<div><div></div></div>
Not Applicable	0	0.00	<div><div></div></div>

**49. My clinical instructor facilitated post-conference to enhance meeting of clinical objectives.**

Response	Frequency	Percent	Mean: 4.00
Agree	13	100.00	<div><div></div></div>
Sometimes	0	0.00	<div><div></div></div>
Agree			
Sometimes	0	0.00	<div><div></div></div>
Disagree			
Disagree	0	0.00	<div><div></div></div>
Not Applicable	0	0.00	<div><div></div></div>

# Trinity Valley Community College

## ADN Level II Evaluation Report - Spring 2014

by Instructor

Instructor: Lori Cook

### 28. I felt welcomed at the clinical site by the nurses.

Response	Frequency	Percent	Mean: 4.00
Agree	5	100.00	
Sometimes	0	0.00	
Agree			
Sometimes	0	0.00	
Disagree			
Disagree	0	0.00	
Not Applicable	0	0.00	

### 29. My primary nurses or preceptors communicated adequately with me with regards to my patients.

Response	Frequency	Percent	Mean: 4.00
Agree	5	100.00	
Sometimes	0	0.00	
Agree			
Sometimes	0	0.00	
Disagree			
Disagree	0	0.00	
Not Applicable	0	0.00	

### 30. My primary nurses or preceptors demonstrated professional behaviors.

Response	Frequency	Percent	Mean: 4.00
Agree	5	100.00	
Sometimes	0	0.00	
Agree			
Sometimes	0	0.00	
Disagree			
Disagree	0	0.00	
Not Applicable	0	0.00	

### 31. My primary nurses or preceptors provided safe, competent patient care.

Response	Frequency	Percent	Mean: 4.00
Agree	5	100.00	
Sometimes	0	0.00	
Agree			
Sometimes	0	0.00	
Disagree			
Disagree	0	0.00	
Not Applicable	0	0.00	

### 32. My primary nurses or preceptors gave me constructive feedback regarding my performance.

Response	Frequency	Percent	Mean: 4.00
Agree	5	100.00	
Sometimes	0	0.00	
Agree			
Sometimes	0	0.00	
Disagree			
Disagree	0	0.00	
Not Applicable	0	0.00	

### 33. My preceptors were available to answer questions and observe skills.

Response	Frequency	Percent	Mean: 4.00
Agree	5	100.00	
Sometimes	0	0.00	
Agree			
Sometimes	0	0.00	
Disagree			
Disagree	0	0.00	
Not Applicable	0	0.00	

### 34. During my rotation, I had the opportunity to make clinical decisions for my patients.

Response	Frequency	Percent	Mean: 4.00
Agree	5	100.00	
Sometimes	0	0.00	
Agree			
Sometimes	0	0.00	
Disagree			
Disagree	0	0.00	
Not Applicable	0	0.00	

### 35. During my rotation, I was able to perform a variety of skills.

Response	Frequency	Percent	Mean: 4.00
Agree	5	100.00	
Sometimes	0	0.00	
Agree			
Sometimes	0	0.00	
Disagree			
Disagree	0	0.00	
Not Applicable	0	0.00	

**36. During my rotation, I was able to implement client teaching.**

Response	Frequency	Percent	Mean: 4.00
Agree	5	100.00	
Sometimes	0	0.00	
Agree			
Sometimes	0	0.00	
Disagree			
Disagree	0	0.00	
Not Applicable	0	0.00	

**38. During my rotation, I was able to document on the client's electronic health record.**

Response	Frequency	Percent	Mean: 4.00
Agree	5	100.00	
Sometimes	0	0.00	
Agree			
Sometimes	0	0.00	
Disagree			
Disagree	0	0.00	
Not Applicable	0	0.00	

**40. During my clinical I had sufficient opportunities (quality and quantity) to meet course objectives.**

Response	Frequency	Percent	Mean: 4.00
Agree	5	100.00	
Sometimes	0	0.00	
Agree			
Sometimes	0	0.00	
Disagree			
Disagree	0	0.00	
Not Applicable	0	0.00	

**42. My clinical instructor was on time for clinical.**

Response	Frequency	Percent	Mean: 4.00
Agree	5	100.00	
Sometimes	0	0.00	
Agree			
Sometimes	0	0.00	
Disagree			
Disagree	0	0.00	
Not Applicable	0	0.00	

**37. During my rotation, I was able to interact with other disciplines.**

Response	Frequency	Percent	Mean: 4.00
Agree	5	100.00	
Sometimes	0	0.00	
Agree			
Sometimes	0	0.00	
Disagree			
Disagree	0	0.00	
Not Applicable	0	0.00	

**39. The facility provided an adequate orientation.**

Response	Frequency	Percent	Mean: 4.00
Agree	5	100.00	
Sometimes	0	0.00	
Agree			
Sometimes	0	0.00	
Disagree			
Disagree	0	0.00	
Not Applicable	0	0.00	

**41. I had an overall positive learning experience at my clinical rotation.**

Response	Frequency	Percent	Mean: 4.00
Agree	5	100.00	
Sometimes	0	0.00	
Agree			
Sometimes	0	0.00	
Disagree			
Disagree	0	0.00	
Not Applicable	0	0.00	

**43. My clinical instructor encouraged me to make clinical judgments.**

Response	Frequency	Percent	Mean: 4.00
Agree	5	100.00	
Sometimes	0	0.00	
Agree			
Sometimes	0	0.00	
Disagree			
Disagree	0	0.00	
Not Applicable	0	0.00	

**44. My clinical instructor promoted an environment in which I felt respected.**

Response	Frequency	Percent	Mean: 4.00
Agree	5	100.00	
Sometimes	0	0.00	
Agree			
Sometimes	0	0.00	
Disagree			
Disagree	0	0.00	
Not Applicable	0	0.00	

**46. My clinical instructor demonstrated evidence of competency in nursing skills.**

Response	Frequency	Percent	Mean: 4.00
Agree	5	100.00	
Sometimes	0	0.00	
Agree			
Sometimes	0	0.00	
Disagree			
Disagree	0	0.00	
Not Applicable	0	0.00	

**48. My clinical instructor provided me with constructive feedback on my progress in clinical.**

Response	Frequency	Percent	Mean: 4.00
Agree	5	100.00	
Sometimes	0	0.00	
Agree			
Sometimes	0	0.00	
Disagree			
Disagree	0	0.00	
Not Applicable	0	0.00	

**50. My clinical instructor acted as a positive role model regarding patient safety, client advocacy, caring, cultural sensitivity, and collaboration.**

Response	Frequency	Percent	Mean: 4.00
Agree	5	100.00	
Sometimes	0	0.00	
Agree			
Sometimes	0	0.00	
Disagree			
Disagree	0	0.00	
Not Applicable	0	0.00	

**45. My clinical instructor demonstrated evidence of current nursing knowledge.**

Response	Frequency	Percent	Mean: 4.00
Agree	5	100.00	
Sometimes	0	0.00	
Agree			
Sometimes	0	0.00	
Disagree			
Disagree	0	0.00	
Not Applicable	0	0.00	

**47. My clinical instructor was available for the supervision of invasive skills.**

Response	Frequency	Percent	Mean: 4.00
Agree	5	100.00	
Sometimes	0	0.00	
Agree			
Sometimes	0	0.00	
Disagree			
Disagree	0	0.00	
Not Applicable	0	0.00	

**49. My clinical instructor facilitated post-conference to enhance meeting of clinical objectives.**

Response	Frequency	Percent	Mean: 4.00
Agree	5	100.00	
Sometimes	0	0.00	
Agree			
Sometimes	0	0.00	
Disagree			
Disagree	0	0.00	
Not Applicable	0	0.00	

# Trinity Valley Community College

## ADN Level II Evaluation Report - Spring 2014

by Instructor

Instructor: Mary Krieger

### 28. I felt welcomed at the clinical site by the nurses.

Response	Frequency	Percent	Mean: 3.25
Agree	3	37.50	<div><div></div></div>
Sometimes Agree	4	50.00	<div><div></div></div>
Sometimes Disagree	1	12.50	<div><div></div></div>
Disagree	0	0.00	<div><div></div></div>
Not Applicable	0	0.00	<div><div></div></div>

### 29. My primary nurses or preceptors communicated adequately with me with regards to my patients.

Response	Frequency	Percent	Mean: 3.63
Agree	5	62.50	<div><div></div></div>
Sometimes Agree	3	37.50	<div><div></div></div>
Sometimes Disagree	0	0.00	<div><div></div></div>
Disagree	0	0.00	<div><div></div></div>
Not Applicable	0	0.00	<div><div></div></div>

### 30. My primary nurses or preceptors demonstrated professional behaviors.

Response	Frequency	Percent	Mean: 3.63
Agree	5	62.50	<div><div></div></div>
Sometimes Agree	3	37.50	<div><div></div></div>
Sometimes Disagree	0	0.00	<div><div></div></div>
Disagree	0	0.00	<div><div></div></div>
Not Applicable	0	0.00	<div><div></div></div>

### 31. My primary nurses or preceptors provided safe, competent patient care.

Response	Frequency	Percent	Mean: 3.63
Agree	5	62.50	<div><div></div></div>
Sometimes Agree	3	37.50	<div><div></div></div>
Sometimes Disagree	0	0.00	<div><div></div></div>
Disagree	0	0.00	<div><div></div></div>
Not Applicable	0	0.00	<div><div></div></div>

### 32. My primary nurses or preceptors gave me constructive feedback regarding my performance.

Response	Frequency	Percent	Mean: 3.75
Agree	6	75.00	<div><div></div></div>
Sometimes Agree	2	25.00	<div><div></div></div>
Sometimes Disagree	0	0.00	<div><div></div></div>
Disagree	0	0.00	<div><div></div></div>
Not Applicable	0	0.00	<div><div></div></div>

### 33. My preceptors were available to answer questions and observe skills.

Response	Frequency	Percent	Mean: 3.75
Agree	6	75.00	<div><div></div></div>
Sometimes Agree	2	25.00	<div><div></div></div>
Sometimes Disagree	0	0.00	<div><div></div></div>
Disagree	0	0.00	<div><div></div></div>
Not Applicable	0	0.00	<div><div></div></div>

### 34. During my rotation, I had the opportunity to make clinical decisions for my patients.

Response	Frequency	Percent	Mean: 3.75
Agree	6	75.00	<div><div></div></div>
Sometimes Agree	2	25.00	<div><div></div></div>
Sometimes Disagree	0	0.00	<div><div></div></div>
Disagree	0	0.00	<div><div></div></div>
Not Applicable	0	0.00	<div><div></div></div>

### 35. During my rotation, I was able to perform a variety of skills.

Response	Frequency	Percent	Mean: 3.75
Agree	6	75.00	<div><div></div></div>
Sometimes Agree	2	25.00	<div><div></div></div>
Sometimes Disagree	0	0.00	<div><div></div></div>
Disagree	0	0.00	<div><div></div></div>
Not Applicable	0	0.00	<div><div></div></div>

**36. During my rotation, I was able to implement client teaching.**

Response	Frequency	Percent	Mean: 3.75
Agree	6	75.00	<div><div></div></div>
Sometimes	2	25.00	<div><div></div></div>
Agree			
Sometimes	0	0.00	<div><div></div></div>
Disagree			
Disagree	0	0.00	<div><div></div></div>
Not Applicable	0	0.00	<div><div></div></div>

**38. During my rotation, I was able to document on the client's electronic health record.**

Response	Frequency	Percent	Mean: 3.88
Agree	7	87.50	<div><div></div></div>
Sometimes	1	12.50	<div><div></div></div>
Agree			
Sometimes	0	0.00	<div><div></div></div>
Disagree			
Disagree	0	0.00	<div><div></div></div>
Not Applicable	0	0.00	<div><div></div></div>

**40. During my clinical I had sufficient opportunities (quality and quantity) to meet course objectives.**

Response	Frequency	Percent	Mean: 3.88
Agree	7	87.50	<div><div></div></div>
Sometimes	1	12.50	<div><div></div></div>
Agree			
Sometimes	0	0.00	<div><div></div></div>
Disagree			
Disagree	0	0.00	<div><div></div></div>
Not Applicable	0	0.00	<div><div></div></div>

**42. My clinical instructor was on time for clinical.**

Response	Frequency	Percent	Mean: 4.00
Agree	8	100.00	<div><div></div></div>
Sometimes	0	0.00	<div><div></div></div>
Agree			
Sometimes	0	0.00	<div><div></div></div>
Disagree			
Disagree	0	0.00	<div><div></div></div>
Not Applicable	0	0.00	<div><div></div></div>

**37. During my rotation, I was able to interact with other disciplines.**

Response	Frequency	Percent	Mean: 3.75
Agree	6	75.00	<div><div></div></div>
Sometimes	2	25.00	<div><div></div></div>
Agree			
Sometimes	0	0.00	<div><div></div></div>
Disagree			
Disagree	0	0.00	<div><div></div></div>
Not Applicable	0	0.00	<div><div></div></div>

**39. The facility provided an adequate orientation.**

Response	Frequency	Percent	Mean: 3.88
Agree	7	87.50	<div><div></div></div>
Sometimes	1	12.50	<div><div></div></div>
Agree			
Sometimes	0	0.00	<div><div></div></div>
Disagree			
Disagree	0	0.00	<div><div></div></div>
Not Applicable	0	0.00	<div><div></div></div>

**41. I had an overall positive learning experience at my clinical rotation.**

Response	Frequency	Percent	Mean: 3.88
Agree	7	87.50	<div><div></div></div>
Sometimes	1	12.50	<div><div></div></div>
Agree			
Sometimes	0	0.00	<div><div></div></div>
Disagree			
Disagree	0	0.00	<div><div></div></div>
Not Applicable	0	0.00	<div><div></div></div>

**43. My clinical instructor encouraged me to make clinical judgments.**

Response	Frequency	Percent	Mean: 3.88
Agree	7	87.50	<div><div></div></div>
Sometimes	1	12.50	<div><div></div></div>
Agree			
Sometimes	0	0.00	<div><div></div></div>
Disagree			
Disagree	0	0.00	<div><div></div></div>
Not Applicable	0	0.00	<div><div></div></div>



**44. My clinical instructor promoted an environment in which I felt respected.**

Response	Frequency	Percent	Mean: 3.50
Agree	6	75.00	<div><div></div></div>
Sometimes	0	0.00	<div><div></div></div>
Disagree	0	0.00	<div><div></div></div>
Not Applicable	0	0.00	<div><div></div></div>

**46. My clinical instructor demonstrated evidence of competency in nursing skills.**

Response	Frequency	Percent	Mean: 3.88
Agree	7	87.50	<div><div></div></div>
Sometimes	1	12.50	<div><div></div></div>
Disagree	0	0.00	<div><div></div></div>
Not Applicable	0	0.00	<div><div></div></div>

**48. My clinical instructor provided me with constructive feedback on my progress in clinical.**

Response	Frequency	Percent	Mean: 3.88
Agree	7	87.50	<div><div></div></div>
Sometimes	1	12.50	<div><div></div></div>
Disagree	0	0.00	<div><div></div></div>
Not Applicable	0	0.00	<div><div></div></div>

**50. My clinical instructor acted as a positive role model regarding patient safety, client advocacy, caring, cultural sensitivity, and collaboration.**

Response	Frequency	Percent	Mean: 3.88
Agree	7	87.50	<div><div></div></div>
Sometimes	1	12.50	<div><div></div></div>
Disagree	0	0.00	<div><div></div></div>
Not Applicable	0	0.00	<div><div></div></div>

**45. My clinical instructor demonstrated evidence of current nursing knowledge.**

Response	Frequency	Percent	Mean: 3.63
Agree	7	87.50	<div><div></div></div>
Sometimes	0	0.00	<div><div></div></div>
Disagree	0	0.00	<div><div></div></div>
Not Applicable	0	0.00	<div><div></div></div>

**47. My clinical instructor was available for the supervision of invasive skills.**

Response	Frequency	Percent	Mean: 3.38
Agree	6	75.00	<div><div></div></div>
Sometimes	0	0.00	<div><div></div></div>
Disagree	1	12.50	<div><div></div></div>
Not Applicable	0	0.00	<div><div></div></div>

**49. My clinical instructor facilitated post-conference to enhance meeting of clinical objectives.**

Response	Frequency	Percent	Mean: 3.88
Agree	7	87.50	<div><div></div></div>
Sometimes	1	12.50	<div><div></div></div>
Disagree	0	0.00	<div><div></div></div>
Not Applicable	0	0.00	<div><div></div></div>

# Trinity Valley Community College

## ADN Level II Evaluation Report - Spring 2014

by Instructor

Instructor: Michelle Whittenberg

### 28. I felt welcomed at the clinical site by the nurses.

Response	Frequency	Percent	Mean: 3.57
Agree	10	71.43	<div><div></div></div>
Sometimes Agree	2	14.29	<div><div></div></div>
Sometimes Disagree	2	14.29	<div><div></div></div>
Disagree	0	0.00	<div><div></div></div>
Not Applicable	0	0.00	<div><div></div></div>

### 29. My primary nurses or preceptors communicated adequately with me with regards to my patients.

Response	Frequency	Percent	Mean: 3.79
Agree	12	85.71	<div><div></div></div>
Sometimes Agree	1	7.14	<div><div></div></div>
Sometimes Disagree	1	7.14	<div><div></div></div>
Disagree	0	0.00	<div><div></div></div>
Not Applicable	0	0.00	<div><div></div></div>

### 30. My primary nurses or preceptors demonstrated professional behaviors.

Response	Frequency	Percent	Mean: 3.57
Agree	10	71.43	<div><div></div></div>
Sometimes Agree	2	14.29	<div><div></div></div>
Sometimes Disagree	2	14.29	<div><div></div></div>
Disagree	0	0.00	<div><div></div></div>
Not Applicable	0	0.00	<div><div></div></div>

### 31. My primary nurses or preceptors provided safe, competent patient care.

Response	Frequency	Percent	Mean: 3.57
Agree	10	71.43	<div><div></div></div>
Sometimes Agree	2	14.29	<div><div></div></div>
Sometimes Disagree	2	14.29	<div><div></div></div>
Disagree	0	0.00	<div><div></div></div>
Not Applicable	0	0.00	<div><div></div></div>

### 32. My primary nurses or preceptors gave me constructive feedback regarding my performance.

Response	Frequency	Percent	Mean: 3.79
Agree	12	85.71	<div><div></div></div>
Sometimes Agree	1	7.14	<div><div></div></div>
Sometimes Disagree	1	7.14	<div><div></div></div>
Disagree	0	0.00	<div><div></div></div>
Not Applicable	0	0.00	<div><div></div></div>

### 33. My preceptors were available to answer questions and observe skills.

Response	Frequency	Percent	Mean: 3.79
Agree	11	78.57	<div><div></div></div>
Sometimes Agree	3	21.43	<div><div></div></div>
Sometimes Disagree	0	0.00	<div><div></div></div>
Disagree	0	0.00	<div><div></div></div>
Not Applicable	0	0.00	<div><div></div></div>

### 34. During my rotation, I had the opportunity to make clinical decisions for my patients.

Response	Frequency	Percent	Mean: 3.79
Agree	11	78.57	<div><div></div></div>
Sometimes Agree	3	21.43	<div><div></div></div>
Sometimes Disagree	0	0.00	<div><div></div></div>
Disagree	0	0.00	<div><div></div></div>
Not Applicable	0	0.00	<div><div></div></div>

### 35. During my rotation, I was able to perform a variety of skills.

Response	Frequency	Percent	Mean: 3.29
Agree	8	57.14	<div><div></div></div>
Sometimes Agree	3	21.43	<div><div></div></div>
Sometimes Disagree	2	14.29	<div><div></div></div>
Disagree	1	7.14	<div><div></div></div>
Not Applicable	0	0.00	<div><div></div></div>

**36. During my rotation, I was able to implement client teaching.**

Response	Frequency	Percent	Mean: 3.62
Agree	10	76.92	<div><div></div></div>
Sometimes	2	15.38	<div><div></div></div>
Agree			
Sometimes	0	0.00	<div><div></div></div>
Disagree			
Disagree	1	7.69	<div><div></div></div>
Not Applicable	0	0.00	<div><div></div></div>

**38. During my rotation, I was able to document on the client's electronic health record.**

Response	Frequency	Percent	Mean: 4.00
Agree	14	100.00	<div><div></div></div>
Sometimes	0	0.00	<div><div></div></div>
Agree			
Sometimes	0	0.00	<div><div></div></div>
Disagree			
Disagree	0	0.00	<div><div></div></div>
Not Applicable	0	0.00	<div><div></div></div>

**40. During my clinical I had sufficient opportunities (quality and quantity) to meet course objectives.**

Response	Frequency	Percent	Mean: 3.36
Agree	9	64.29	<div><div></div></div>
Sometimes	1	7.14	<div><div></div></div>
Agree			
Sometimes	4	28.57	<div><div></div></div>
Disagree			
Disagree	0	0.00	<div><div></div></div>
Not Applicable	0	0.00	<div><div></div></div>

**42. My clinical instructor was on time for clinical.**

Response	Frequency	Percent	Mean: 4.00
Agree	14	100.00	<div><div></div></div>
Sometimes	0	0.00	<div><div></div></div>
Agree			
Sometimes	0	0.00	<div><div></div></div>
Disagree			
Disagree	0	0.00	<div><div></div></div>
Not Applicable	0	0.00	<div><div></div></div>

**37. During my rotation, I was able to interact with other disciplines.**

Response	Frequency	Percent	Mean: 3.71
Agree	12	85.71	<div><div></div></div>
Sometimes	1	7.14	<div><div></div></div>
Agree			
Sometimes	0	0.00	<div><div></div></div>
Disagree			
Disagree	1	7.14	<div><div></div></div>
Not Applicable	0	0.00	<div><div></div></div>

**39. The facility provided an adequate orientation.**

Response	Frequency	Percent	Mean: 3.69
Agree	10	76.92	<div><div></div></div>
Sometimes	2	15.38	<div><div></div></div>
Agree			
Sometimes	1	7.69	<div><div></div></div>
Disagree			
Disagree	0	0.00	<div><div></div></div>
Not Applicable	0	0.00	<div><div></div></div>

**41. I had an overall positive learning experience at my clinical rotation.**

Response	Frequency	Percent	Mean: 4.00
Agree	14	100.00	<div><div></div></div>
Sometimes	0	0.00	<div><div></div></div>
Agree			
Sometimes	0	0.00	<div><div></div></div>
Disagree			
Disagree	0	0.00	<div><div></div></div>
Not Applicable	0	0.00	<div><div></div></div>

**43. My clinical instructor encouraged me to make clinical judgments.**

Response	Frequency	Percent	Mean: 4.00
Agree	14	100.00	<div><div></div></div>
Sometimes	0	0.00	<div><div></div></div>
Agree			
Sometimes	0	0.00	<div><div></div></div>
Disagree			
Disagree	0	0.00	<div><div></div></div>
Not Applicable	0	0.00	<div><div></div></div>

**44. My clinical instructor promoted an environment in which I felt respected.**

Response	Frequency	Percent	Mean: 3.93
Agree	13	92.86	<div><div></div></div>
Sometimes	1	7.14	<div><div></div></div>
Agree			
Sometimes	0	0.00	<div><div></div></div>
Disagree			
Disagree	0	0.00	<div><div></div></div>
Not Applicable	0	0.00	<div><div></div></div>

**46. My clinical instructor demonstrated evidence of competency in nursing skills.**

Response	Frequency	Percent	Mean: 4.00
Agree	14	100.00	<div><div></div></div>
Sometimes	0	0.00	<div><div></div></div>
Agree			
Sometimes	0	0.00	<div><div></div></div>
Disagree			
Disagree	0	0.00	<div><div></div></div>
Not Applicable	0	0.00	<div><div></div></div>

**48. My clinical instructor provided me with constructive feedback on my progress in clinical.**

Response	Frequency	Percent	Mean: 4.00
Agree	14	100.00	<div><div></div></div>
Sometimes	0	0.00	<div><div></div></div>
Agree			
Sometimes	0	0.00	<div><div></div></div>
Disagree			
Disagree	0	0.00	<div><div></div></div>
Not Applicable	0	0.00	<div><div></div></div>

**50. My clinical instructor acted as a positive role model regarding patient safety, client advocacy, caring, cultural sensitivity, and collaboration.**

Response	Frequency	Percent	Mean: 4.00
Agree	14	100.00	<div><div></div></div>
Sometimes	0	0.00	<div><div></div></div>
Agree			
Sometimes	0	0.00	<div><div></div></div>
Disagree			
Disagree	0	0.00	<div><div></div></div>
Not Applicable	0	0.00	<div><div></div></div>

**45. My clinical instructor demonstrated evidence of current nursing knowledge.**

Response	Frequency	Percent	Mean: 4.00
Agree	14	100.00	<div><div></div></div>
Sometimes	0	0.00	<div><div></div></div>
Agree			
Sometimes	0	0.00	<div><div></div></div>
Disagree			
Disagree	0	0.00	<div><div></div></div>
Not Applicable	0	0.00	<div><div></div></div>

**47. My clinical instructor was available for the supervision of invasive skills.**

Response	Frequency	Percent	Mean: 3.79
Agree	12	85.71	<div><div></div></div>
Sometimes	1	7.14	<div><div></div></div>
Agree			
Sometimes	1	7.14	<div><div></div></div>
Disagree			
Disagree	0	0.00	<div><div></div></div>
Not Applicable	0	0.00	<div><div></div></div>

**49. My clinical instructor facilitated post-conference to enhance meeting of clinical objectives.**

Response	Frequency	Percent	Mean: 4.00
Agree	14	100.00	<div><div></div></div>
Sometimes	0	0.00	<div><div></div></div>
Agree			
Sometimes	0	0.00	<div><div></div></div>
Disagree			
Disagree	0	0.00	<div><div></div></div>
Not Applicable	0	0.00	<div><div></div></div>






# Trinity Valley Community College

## ADN Level II Evaluation Report - Spring 2014






by Instructor

Instructor: Patti Vasquez






### 28. I felt welcomed at the clinical site by the nurses.

Response	Frequency	Percent	Mean: 3.60
Agree	7	70.00	
Sometimes Agree	2	20.00	
Sometimes Disagree	1	10.00	
Disagree	0	0.00	
Not Applicable	0	0.00	






### 29. My primary nurses or preceptors communicated adequately with me with regards to my patients.

Response	Frequency	Percent	Mean: 3.70
Agree	7	70.00	
Sometimes Agree	3	30.00	
Sometimes Disagree	0	0.00	
Disagree	0	0.00	
Not Applicable	0	0.00	






### 30. My primary nurses or preceptors demonstrated professional behaviors.

Response	Frequency	Percent	Mean: 3.70
Agree	8	80.00	
Sometimes Agree	1	10.00	
Sometimes Disagree	1	10.00	
Disagree	0	0.00	
Not Applicable	0	0.00	






### 31. My primary nurses or preceptors provided safe, competent patient care.

Response	Frequency	Percent	Mean: 3.70
Agree	8	80.00	
Sometimes Agree	1	10.00	
Sometimes Disagree	1	10.00	
Disagree	0	0.00	
Not Applicable	0	0.00	






### 32. My primary nurses or preceptors gave me constructive feedback regarding my performance.

Response	Frequency	Percent	Mean: 3.70
Agree	8	80.00	
Sometimes Agree	1	10.00	
Sometimes Disagree	1	10.00	
Disagree	0	0.00	
Not Applicable	0	0.00	






### 33. My preceptors were available to answer questions and observe skills.

Response	Frequency	Percent	Mean: 3.70
Agree	8	80.00	
Sometimes Agree	1	10.00	
Sometimes Disagree	1	10.00	
Disagree	0	0.00	
Not Applicable	0	0.00	

### 34. During my rotation, I had the opportunity to make clinical decisions for my patients.

Response	Frequency	Percent	Mean: 3.80
Agree	8	80.00	
Sometimes Agree	2	20.00	
Sometimes Disagree	0	0.00	
Disagree	0	0.00	
Not Applicable	0	0.00	

### 35. During my rotation, I was able to perform a variety of skills.

Response	Frequency	Percent	Mean: 3.40
Agree	7	70.00	
Sometimes Agree	1	10.00	
Sometimes Disagree	1	10.00	
Disagree	1	10.00	
Not Applicable	0	0.00	

**36. During my rotation, I was able to implement client teaching.**

Response	Frequency	Percent	Mean: 3.90
Agree	9	90.00	<div><div></div></div>
Sometimes Agree	1	10.00	<div><div></div></div>
Sometimes Disagree	0	0.00	<div><div></div></div>
Disagree	0	0.00	<div><div></div></div>
Not Applicable	0	0.00	<div><div></div></div>

**38. During my rotation, I was able to document on the client's electronic health record.**

Response	Frequency	Percent	Mean: 2.70
Agree	5	50.00	<div><div></div></div>
Sometimes Agree	2	20.00	<div><div></div></div>
Sometimes Disagree	0	0.00	<div><div></div></div>
Disagree	1	10.00	<div><div></div></div>
Not Applicable	2	20.00	<div><div></div></div>

**40. During my clinical I had sufficient opportunities (quality and quantity) to meet course objectives.**

Response	Frequency	Percent	Mean: 3.50
Agree	7	70.00	<div><div></div></div>
Sometimes Agree	2	20.00	<div><div></div></div>
Sometimes Disagree	0	0.00	<div><div></div></div>
Disagree	1	10.00	<div><div></div></div>
Not Applicable	0	0.00	<div><div></div></div>

**42. My clinical instructor was on time for clinical.**

Response	Frequency	Percent	Mean: 3.80
Agree	8	80.00	<div><div></div></div>
Sometimes Agree	2	20.00	<div><div></div></div>
Sometimes Disagree	0	0.00	<div><div></div></div>
Disagree	0	0.00	<div><div></div></div>
Not Applicable	0	0.00	<div><div></div></div>

**37. During my rotation, I was able to interact with other disciplines.**

Response	Frequency	Percent	Mean: 3.90
Agree	9	90.00	<div><div></div></div>
Sometimes Agree	1	10.00	<div><div></div></div>
Sometimes Disagree	0	0.00	<div><div></div></div>
Disagree	0	0.00	<div><div></div></div>
Not Applicable	0	0.00	<div><div></div></div>

**39. The facility provided an adequate orientation.**

Response	Frequency	Percent	Mean: 3.80
Agree	8	80.00	<div><div></div></div>
Sometimes Agree	2	20.00	<div><div></div></div>
Sometimes Disagree	0	0.00	<div><div></div></div>
Disagree	0	0.00	<div><div></div></div>
Not Applicable	0	0.00	<div><div></div></div>

**41. I had an overall positive learning experience at my clinical rotation.**

Response	Frequency	Percent	Mean: 3.90
Agree	9	90.00	<div><div></div></div>
Sometimes Agree	1	10.00	<div><div></div></div>
Sometimes Disagree	0	0.00	<div><div></div></div>
Disagree	0	0.00	<div><div></div></div>
Not Applicable	0	0.00	<div><div></div></div>

**43. My clinical instructor encouraged me to make clinical judgments.**

Response	Frequency	Percent	Mean: 3.60
Agree	7	70.00	<div><div></div></div>
Sometimes Agree	2	20.00	<div><div></div></div>
Sometimes Disagree	1	10.00	<div><div></div></div>
Disagree	0	0.00	<div><div></div></div>
Not Applicable	0	0.00	<div><div></div></div>

**44. My clinical instructor promoted an environment in which I felt respected.**

Response	Frequency	Percent	Mean: 3.70
Agree	7	70.00	<div><div></div></div>
Sometimes	3	30.00	<div><div></div></div>
Agree			
Sometimes	0	0.00	<div><div></div></div>
Disagree			
Disagree	0	0.00	<div><div></div></div>
Not Applicable	0	0.00	<div><div></div></div>

**46. My clinical instructor demonstrated evidence of competency in nursing skills.**

Response	Frequency	Percent	Mean: 3.70
Agree	8	80.00	<div><div></div></div>
Sometimes	1	10.00	<div><div></div></div>
Agree			
Sometimes	1	10.00	<div><div></div></div>
Disagree			
Disagree	0	0.00	<div><div></div></div>
Not Applicable	0	0.00	<div><div></div></div>

**48. My clinical instructor provided me with constructive feedback on my progress in clinical.**

Response	Frequency	Percent	Mean: 3.50
Agree	7	70.00	<div><div></div></div>
Sometimes	1	10.00	<div><div></div></div>
Agree			
Sometimes	2	20.00	<div><div></div></div>
Disagree			
Disagree	0	0.00	<div><div></div></div>
Not Applicable	0	0.00	<div><div></div></div>

**50. My clinical instructor acted as a positive role model regarding patient safety, client advocacy, caring, cultural sensitivity, and collaboration.**

Response	Frequency	Percent	Mean: 3.80
Agree	8	80.00	<div><div></div></div>
Sometimes	2	20.00	<div><div></div></div>
Agree			
Sometimes	0	0.00	<div><div></div></div>
Disagree			
Disagree	0	0.00	<div><div></div></div>
Not Applicable	0	0.00	<div><div></div></div>

**45. My clinical instructor demonstrated evidence of current nursing knowledge.**

Response	Frequency	Percent	Mean: 3.70
Agree	8	80.00	<div><div></div></div>
Sometimes	1	10.00	<div><div></div></div>
Agree			
Sometimes	1	10.00	<div><div></div></div>
Disagree			
Disagree	0	0.00	<div><div></div></div>
Not Applicable	0	0.00	<div><div></div></div>

**47. My clinical instructor was available for the supervision of invasive skills.**

Response	Frequency	Percent	Mean: 3.50
Agree	7	70.00	<div><div></div></div>
Sometimes	1	10.00	<div><div></div></div>
Agree			
Sometimes	2	20.00	<div><div></div></div>
Disagree			
Disagree	0	0.00	<div><div></div></div>
Not Applicable	0	0.00	<div><div></div></div>

**49. My clinical instructor facilitated post-conference to enhance meeting of clinical objectives.**

Response	Frequency	Percent	Mean: 3.50
Agree	7	70.00	<div><div></div></div>
Sometimes	2	20.00	<div><div></div></div>
Agree			
Sometimes	0	0.00	<div><div></div></div>
Disagree			
Disagree	1	10.00	<div><div></div></div>
Not Applicable	0	0.00	<div><div></div></div>






# Trinity Valley Community College

## ADN Level II Evaluation Report - Spring 2014






by Instructor

Instructor: Susan Kirwan






### 28. I felt welcomed at the clinical site by the nurses.

Response	Frequency	Percent	Mean: 3.63
Agree	7	87.50	
Sometimes Agree	0	0.00	
Sometimes Disagree	0	0.00	
Disagree	1	12.50	
Not Applicable	0	0.00	






### 29. My primary nurses or preceptors communicated adequately with me with regards to my patients.

Response	Frequency	Percent	Mean: 3.63
Agree	7	87.50	
Sometimes Agree	0	0.00	
Sometimes Disagree	0	0.00	
Disagree	1	12.50	
Not Applicable	0	0.00	






### 30. My primary nurses or preceptors demonstrated professional behaviors.

Response	Frequency	Percent	Mean: 3.63
Agree	7	87.50	
Sometimes Agree	0	0.00	
Sometimes Disagree	0	0.00	
Disagree	1	12.50	
Not Applicable	0	0.00	






### 31. My primary nurses or preceptors provided safe, competent patient care.

Response	Frequency	Percent	Mean: 3.63
Agree	7	87.50	
Sometimes Agree	0	0.00	
Sometimes Disagree	0	0.00	
Disagree	1	12.50	
Not Applicable	0	0.00	






### 32. My primary nurses or preceptors gave me constructive feedback regarding my performance.

Response	Frequency	Percent	Mean: 3.63
Agree	7	87.50	
Sometimes Agree	0	0.00	
Sometimes Disagree	0	0.00	
Disagree	1	12.50	
Not Applicable	0	0.00	






### 33. My preceptors were available to answer questions and observe skills.

Response	Frequency	Percent	Mean: 3.63
Agree	7	87.50	
Sometimes Agree	0	0.00	
Sometimes Disagree	0	0.00	
Disagree	1	12.50	
Not Applicable	0	0.00	

### 34. During my rotation, I had the opportunity to make clinical decisions for my patients.

Response	Frequency	Percent	Mean: 3.63
Agree	7	87.50	
Sometimes Agree	0	0.00	
Sometimes Disagree	0	0.00	
Disagree	1	12.50	
Not Applicable	0	0.00	

### 35. During my rotation, I was able to perform a variety of skills.

Response	Frequency	Percent	Mean: 3.63
Agree	7	87.50	
Sometimes Agree	0	0.00	
Sometimes Disagree	0	0.00	
Disagree	1	12.50	
Not Applicable	0	0.00	



**36. During my rotation, I was able to implement client teaching.**

Response	Frequency	Percent	Mean: 3.63
Agree	7	87.50	<div><div></div></div>
Sometimes	0	0.00	<div><div></div></div>
Agree			
Sometimes	0	0.00	<div><div></div></div>
Disagree			
Disagree	1	12.50	<div><div></div></div>
Not Applicable	0	0.00	<div><div></div></div>

**38. During my rotation, I was able to document on the client's electronic health record.**

Response	Frequency	Percent	Mean: 3.63
Agree	7	87.50	<div><div></div></div>
Sometimes	0	0.00	<div><div></div></div>
Agree			
Sometimes	0	0.00	<div><div></div></div>
Disagree			
Disagree	1	12.50	<div><div></div></div>
Not Applicable	0	0.00	<div><div></div></div>

**40. During my clinical I had sufficient opportunities (quality and quantity) to meet course objectives.**

Response	Frequency	Percent	Mean: 3.63
Agree	7	87.50	<div><div></div></div>
Sometimes	0	0.00	<div><div></div></div>
Agree			
Sometimes	0	0.00	<div><div></div></div>
Disagree			
Disagree	1	12.50	<div><div></div></div>
Not Applicable	0	0.00	<div><div></div></div>

**42. My clinical instructor was on time for clinical.**

Response	Frequency	Percent	Mean: 3.63
Agree	7	87.50	<div><div></div></div>
Sometimes	0	0.00	<div><div></div></div>
Agree			
Sometimes	0	0.00	<div><div></div></div>
Disagree			
Disagree	1	12.50	<div><div></div></div>
Not Applicable	0	0.00	<div><div></div></div>

**37. During my rotation, I was able to interact with other disciplines.**

Response	Frequency	Percent	Mean: 3.63
Agree	7	87.50	<div><div></div></div>
Sometimes	0	0.00	<div><div></div></div>
Agree			
Sometimes	0	0.00	<div><div></div></div>
Disagree			
Disagree	1	12.50	<div><div></div></div>
Not Applicable	0	0.00	<div><div></div></div>

**39. The facility provided an adequate orientation.**

Response	Frequency	Percent	Mean: 3.63
Agree	7	87.50	<div><div></div></div>
Sometimes	0	0.00	<div><div></div></div>
Agree			
Sometimes	0	0.00	<div><div></div></div>
Disagree			
Disagree	1	12.50	<div><div></div></div>
Not Applicable	0	0.00	<div><div></div></div>

**41. I had an overall positive learning experience at my clinical rotation.**

Response	Frequency	Percent	Mean: 3.63
Agree	7	87.50	<div><div></div></div>
Sometimes	0	0.00	<div><div></div></div>
Agree			
Sometimes	0	0.00	<div><div></div></div>
Disagree			
Disagree	1	12.50	<div><div></div></div>
Not Applicable	0	0.00	<div><div></div></div>

**43. My clinical instructor encouraged me to make clinical judgments.**

Response	Frequency	Percent	Mean: 3.63
Agree	7	87.50	<div><div></div></div>
Sometimes	0	0.00	<div><div></div></div>
Agree			
Sometimes	0	0.00	<div><div></div></div>
Disagree			
Disagree	1	12.50	<div><div></div></div>
Not Applicable	0	0.00	<div><div></div></div>

**44. My clinical instructor promoted an environment in which I felt respected.**

Response	Frequency	Percent	Mean: 3.63
Agree	7	87.50	<div><div></div></div>
Sometimes	0	0.00	<div><div></div></div>
Disagree	0	0.00	<div><div></div></div>
Disagree	1	12.50	<div><div></div></div>
Not Applicable	0	0.00	<div><div></div></div>

**46. My clinical instructor demonstrated evidence of competency in nursing skills.**

Response	Frequency	Percent	Mean: 3.63
Agree	7	87.50	<div><div></div></div>
Sometimes	0	0.00	<div><div></div></div>
Disagree	0	0.00	<div><div></div></div>
Disagree	1	12.50	<div><div></div></div>
Not Applicable	0	0.00	<div><div></div></div>

**48. My clinical instructor provided me with constructive feedback on my progress in clinical.**

Response	Frequency	Percent	Mean: 3.63
Agree	7	87.50	<div><div></div></div>
Sometimes	0	0.00	<div><div></div></div>
Disagree	0	0.00	<div><div></div></div>
Disagree	1	12.50	<div><div></div></div>
Not Applicable	0	0.00	<div><div></div></div>

**50. My clinical instructor acted as a positive role model regarding patient safety, client advocacy, caring, cultural sensitivity, and collaboration.**

Response	Frequency	Percent	Mean: 3.63
Agree	7	87.50	<div><div></div></div>
Sometimes	0	0.00	<div><div></div></div>
Disagree	0	0.00	<div><div></div></div>
Disagree	1	12.50	<div><div></div></div>
Not Applicable	0	0.00	<div><div></div></div>

**45. My clinical instructor demonstrated evidence of current nursing knowledge.**

Response	Frequency	Percent	Mean: 3.63
Agree	7	87.50	<div><div></div></div>
Sometimes	0	0.00	<div><div></div></div>
Disagree	0	0.00	<div><div></div></div>
Disagree	1	12.50	<div><div></div></div>
Not Applicable	0	0.00	<div><div></div></div>

**47. My clinical instructor was available for the supervision of invasive skills.**

Response	Frequency	Percent	Mean: 3.63
Agree	7	87.50	<div><div></div></div>
Sometimes	0	0.00	<div><div></div></div>
Disagree	0	0.00	<div><div></div></div>
Disagree	1	12.50	<div><div></div></div>
Not Applicable	0	0.00	<div><div></div></div>

**49. My clinical instructor facilitated post-conference to enhance meeting of clinical objectives.**

Response	Frequency	Percent	Mean: 3.63
Agree	7	87.50	<div><div></div></div>
Sometimes	0	0.00	<div><div></div></div>
Disagree	0	0.00	<div><div></div></div>
Disagree	1	12.50	<div><div></div></div>
Not Applicable	0	0.00	<div><div></div></div>