

# Trinity Valley Community College

## ADN Level III Evaluation - Fall 2014

### 1. The concept objectives were clearly stated, measurable, and attainable.

Response	Frequency	Percent	Mean: 3.21
Agree	9	64.29	<div><div></div></div>
Sometimes	2	14.29	<div><div></div></div>
Agree			
Sometimes	0	0.00	<div><div></div></div>
Disagree			
Disagree	3	21.43	<div><div></div></div>
Not Applicable	0	0.00	<div><div></div></div>
Missing	0	0.00	<div><div></div></div>

### 2. The tests covered the concept objectives.

Response	Frequency	Percent	Mean: 2.79
Agree	7	50.00	<div><div></div></div>
Sometimes	1	7.14	<div><div></div></div>
Agree			
Sometimes	2	14.29	<div><div></div></div>
Disagree			
Disagree	4	28.57	<div><div></div></div>
Not Applicable	0	0.00	<div><div></div></div>
Missing	0	0.00	<div><div></div></div>

### 3. The classroom instructors presented current information about their concepts and key exemplars.

Response	Frequency	Percent	Mean: 2.79
Agree	5	35.71	<div><div></div></div>
Sometimes	4	28.57	<div><div></div></div>
Agree			
Sometimes	2	14.29	<div><div></div></div>
Disagree			
Disagree	3	21.43	<div><div></div></div>
Not Applicable	0	0.00	<div><div></div></div>
Missing	0	0.00	<div><div></div></div>

### 4. The classroom instructors were organized in their presentations.

Response	Frequency	Percent	Mean: 2.71
Agree	5	35.71	<div><div></div></div>
Sometimes	3	21.43	<div><div></div></div>
Agree			
Sometimes	3	21.43	<div><div></div></div>
Disagree			
Disagree	3	21.43	<div><div></div></div>
Not Applicable	0	0.00	<div><div></div></div>
Missing	0	0.00	<div><div></div></div>

### 5. The classroom presentations covered the concepts in depth.

Response	Frequency	Percent	Mean: 1.93
Agree	3	21.43	<div><div></div></div>
Sometimes	1	7.14	<div><div></div></div>
Agree			
Sometimes	2	14.29	<div><div></div></div>
Disagree			
Disagree	8	57.14	<div><div></div></div>
Not Applicable	0	0.00	<div><div></div></div>
Missing	0	0.00	<div><div></div></div>

### 6. The classroom instructors asked questions during class which stimulated discussion and critical thinking.

Response	Frequency	Percent	Mean: 2.79
Agree	6	42.86	<div><div></div></div>
Sometimes	2	14.29	<div><div></div></div>
Agree			
Sometimes	3	21.43	<div><div></div></div>
Disagree			
Disagree	3	21.43	<div><div></div></div>
Not Applicable	0	0.00	<div><div></div></div>
Missing	0	0.00	<div><div></div></div>

**7. The classroom instructors answered my questions satisfactorily.**

Response	Frequency	Percent	Mean: 2.93
Agree	7	50.00	<div><div></div></div>
Sometimes Agree	3	21.43	<div><div></div></div>
Sometimes Disagree	0	0.00	<div><div></div></div>
Disagree	4	28.57	<div><div></div></div>
Not Applicable	0	0.00	<div><div></div></div>
Missing	0	0.00	<div><div></div></div>

**9. I felt engaged during the classroom presentations and activities.**

Response	Frequency	Percent	Mean: 2.21
Agree	3	21.43	<div><div></div></div>
Sometimes Agree	2	14.29	<div><div></div></div>
Sometimes Disagree	4	28.57	<div><div></div></div>
Disagree	5	35.71	<div><div></div></div>
Not Applicable	0	0.00	<div><div></div></div>
Missing	0	0.00	<div><div></div></div>

**11. I was able to get help in obtaining and using library resources if I needed it.**

Response	Frequency	Percent	Mean: 3.07
Agree	8	57.14	<div><div></div></div>
Sometimes Agree	3	21.43	<div><div></div></div>
Sometimes Disagree	1	7.14	<div><div></div></div>
Disagree	0	0.00	<div><div></div></div>
Not Applicable	2	14.29	<div><div></div></div>
Missing	0	0.00	<div><div></div></div>

**13. Blackboard resources and activities helped me in meeting the course objectives/requirements.**

Response	Frequency	Percent	Mean: 2.71
Agree	6	42.86	<div><div></div></div>
Sometimes Agree	1	7.14	<div><div></div></div>
Sometimes Disagree	4	28.57	<div><div></div></div>
Disagree	3	21.43	<div><div></div></div>
Not Applicable	0	0.00	<div><div></div></div>
Missing	0	0.00	<div><div></div></div>

**8. The classroom instructors used a variety of interactive activities to help students gain a deeper understanding of the concepts and exemplars.**

Response	Frequency	Percent	Mean: 2.54
Agree	4	28.57	<div><div></div></div>
Sometimes Agree	3	21.43	<div><div></div></div>
Sometimes Disagree	2	14.29	<div><div></div></div>
Disagree	4	28.57	<div><div></div></div>
Not Applicable	0	0.00	<div><div></div></div>
Missing	1	7.14	<div><div></div></div>

**10. I have improved my understanding of concepts and principles related to patient care by the instructors' presentations.**

Response	Frequency	Percent	Mean: 2.07
Agree	4	28.57	<div><div></div></div>
Sometimes Agree	0	0.00	<div><div></div></div>
Sometimes Disagree	3	21.43	<div><div></div></div>
Disagree	7	50.00	<div><div></div></div>
Not Applicable	0	0.00	<div><div></div></div>
Missing	0	0.00	<div><div></div></div>

**12. Learning resources are current, comprehensive, use contemporary technology, accessible and available in a timely manner.**

Response	Frequency	Percent	Mean: 3.29
Agree	7	50.00	<div><div></div></div>
Sometimes Agree	4	28.57	<div><div></div></div>
Sometimes Disagree	3	21.43	<div><div></div></div>
Disagree	0	0.00	<div><div></div></div>
Not Applicable	0	0.00	<div><div></div></div>
Missing	0	0.00	<div><div></div></div>

**14. Support for accessing Blackboard was available if I needed it.**

Response	Frequency	Percent	Mean: 3.14
Agree	8	57.14	<div><div></div></div>
Sometimes Agree	4	28.57	<div><div></div></div>
Sometimes Disagree	0	0.00	<div><div></div></div>
Disagree	0	0.00	<div><div></div></div>
Not Applicable	2	14.29	<div><div></div></div>
Missing	0	0.00	<div><div></div></div>

**15. I received an adequate orientation to Blackboard.**

Response	Frequency	Percent	Mean: 3.43
Agree	9	64.29	<div><div></div></div>
Sometimes Agree	4	28.57	<div><div></div></div>
Sometimes Disagree	0	0.00	<div><div></div></div>
Disagree	0	0.00	<div><div></div></div>
Not Applicable	1	7.14	<div><div></div></div>
Missing	0	0.00	<div><div></div></div>

**17. The Pediatric/Obstetrics Textbook was easy to understand and provided adequate information to meet the course objectives.**

Response	Frequency	Percent	Mean: 3.71
Agree	10	71.43	<div><div></div></div>
Sometimes Agree	4	28.57	<div><div></div></div>
Sometimes Disagree	0	0.00	<div><div></div></div>
Disagree	0	0.00	<div><div></div></div>
Not Applicable	0	0.00	<div><div></div></div>
Missing	0	0.00	<div><div></div></div>

**19. The Pharmacology Textbook was easy to understand and provided adequate information to meet the course objectives.**

Response	Frequency	Percent	Mean: 3.07
Agree	7	50.00	<div><div></div></div>
Sometimes Agree	4	28.57	<div><div></div></div>
Sometimes Disagree	0	0.00	<div><div></div></div>
Disagree	3	21.43	<div><div></div></div>
Not Applicable	0	0.00	<div><div></div></div>
Missing	0	0.00	<div><div></div></div>

**21. The Health Assessment Textbook was easy to understand and provided adequate information to meet the course objectives.**

Response	Frequency	Percent	Mean: 3.36
Agree	7	50.00	<div><div></div></div>
Sometimes Agree	6	42.86	<div><div></div></div>
Sometimes Disagree	0	0.00	<div><div></div></div>
Disagree	1	7.14	<div><div></div></div>
Not Applicable	0	0.00	<div><div></div></div>
Missing	0	0.00	<div><div></div></div>

**16. The Medical-Surgical Textbook was easy to understand and provided adequate information to meet the course objectives.**

Response	Frequency	Percent	Mean: 3.57
Agree	9	64.29	<div><div></div></div>
Sometimes Agree	4	28.57	<div><div></div></div>
Sometimes Disagree	1	7.14	<div><div></div></div>
Disagree	0	0.00	<div><div></div></div>
Not Applicable	0	0.00	<div><div></div></div>
Missing	0	0.00	<div><div></div></div>

**18. The Psychiatric Textbook was easy to understand and provided adequate information to meet the course objectives.**

Response	Frequency	Percent	Mean: 3.36
Agree	8	57.14	<div><div></div></div>
Sometimes Agree	4	28.57	<div><div></div></div>
Sometimes Disagree	1	7.14	<div><div></div></div>
Disagree	1	7.14	<div><div></div></div>
Not Applicable	0	0.00	<div><div></div></div>
Missing	0	0.00	<div><div></div></div>







**20. The Fundamentals Textbook was easy to understand and provided adequate information to meet the course objectives.**

Response	Frequency	Percent	Mean: 3.36
Agree	8	57.14	<div><div></div></div>
Sometimes Agree	4	28.57	<div><div></div></div>
Sometimes Disagree	1	7.14	<div><div></div></div>
Disagree	1	7.14	<div><div></div></div>
Not Applicable	0	0.00	<div><div></div></div>
Missing	0	0.00	<div><div></div></div>







**22. The Trends & Issues Textbook was easy to understand and provided adequate information to meet the course objectives.**

Response	Frequency	Percent	Mean: 2.86
Agree	7	50.00	<div><div></div></div>
Sometimes Agree	3	21.43	<div><div></div></div>
Sometimes Disagree	1	7.14	<div><div></div></div>
Disagree	1	7.14	<div><div></div></div>
Not Applicable	2	14.29	<div><div></div></div>
Missing	0	0.00	<div><div></div></div>







**23. The E-books were easy to navigate and helpful to me during the semester.**

Response	Frequency	Percent	Mean: 2.71
Agree	7	50.00	
Sometimes Agree	3	21.43	
Sometimes Disagree	0	0.00	
Disagree	1	7.14	
Not Applicable	3	21.43	
Missing	0	0.00	







**25. Prep-U helped me to see if I was prepared for the exams.**

Response	Frequency	Percent	Mean: 2.07
Agree	5	35.71	
Sometimes Agree	0	0.00	
Sometimes Disagree	2	14.29	
Disagree	5	35.71	
Not Applicable	2	14.29	
Missing	0	0.00	

**24. The Cerner Electronic Health Record (EHR) helped me to develop my documentation skills.**

Response	Frequency	Percent	Mean: 1.29
Agree	2	14.29	
Sometimes Agree	1	7.14	
Sometimes Disagree	2	14.29	
Disagree	3	21.43	
Not Applicable	6	42.86	
Missing	0	0.00	

**26. The semester syllabus was easy to understand and provided adequate information to guide my progress through the semester.**

Response	Frequency	Percent	Mean: 2.50
Agree	3	21.43	
Sometimes Agree	4	28.57	
Sometimes Disagree	4	28.57	
Disagree	3	21.43	
Not Applicable	0	0.00	
Missing	0	0.00	

# Trinity Valley Community College

## ADN Level III Evaluation - Fall 2014

### by Facility

**Facility:** East Texas Medical Center Athens

#### 27. I felt welcomed at the clinical site by the nurses.

Response	Frequency	Percent	Mean: 3.67
Agree	2	66.67	<div><div></div></div>
Sometimes	1	33.33	<div><div></div></div>
Agree			
Sometimes	0	0.00	<div><div></div></div>
Disagree			
Disagree	0	0.00	<div><div></div></div>
Not Applicable	0	0.00	<div><div></div></div>

#### 28. My primary nurses or preceptors communicated adequately with me with regards to my patients.

Response	Frequency	Percent	Mean: 4.00
Agree	3	100.00	<div><div></div></div>
Sometimes	0	0.00	<div><div></div></div>
Agree			
Sometimes	0	0.00	<div><div></div></div>
Disagree			
Disagree	0	0.00	<div><div></div></div>
Not Applicable	0	0.00	<div><div></div></div>

#### 29. My primary nurses or preceptors demonstrated professional behaviors.

Response	Frequency	Percent	Mean: 3.67
Agree	2	66.67	<div><div></div></div>
Sometimes	1	33.33	<div><div></div></div>
Agree			
Sometimes	0	0.00	<div><div></div></div>
Disagree			
Disagree	0	0.00	<div><div></div></div>
Not Applicable	0	0.00	<div><div></div></div>

#### 30. My primary nurses or preceptors provided safe, competent patient care.

Response	Frequency	Percent	Mean: 4.00
Agree	3	100.00	<div><div></div></div>
Sometimes	0	0.00	<div><div></div></div>
Agree			
Sometimes	0	0.00	<div><div></div></div>
Disagree			
Disagree	0	0.00	<div><div></div></div>
Not Applicable	0	0.00	<div><div></div></div>

#### 31. My primary nurses or preceptors gave me constructive feedback regarding my performance.

Response	Frequency	Percent	Mean: 3.67
Agree	2	66.67	<div><div></div></div>
Sometimes	1	33.33	<div><div></div></div>
Agree			
Sometimes	0	0.00	<div><div></div></div>
Disagree			
Disagree	0	0.00	<div><div></div></div>
Not Applicable	0	0.00	<div><div></div></div>

#### 32. My preceptors were available to answer questions and observe skills.

Response	Frequency	Percent	Mean: 4.00
Agree	3	100.00	<div><div></div></div>
Sometimes	0	0.00	<div><div></div></div>
Agree			
Sometimes	0	0.00	<div><div></div></div>
Disagree			
Disagree	0	0.00	<div><div></div></div>
Not Applicable	0	0.00	<div><div></div></div>

#### 33. During my rotation, I had the opportunity to make clinical decisions for my patients.

Response	Frequency	Percent	Mean: 4.00
Agree	3	100.00	<div><div></div></div>
Sometimes	0	0.00	<div><div></div></div>
Agree			
Sometimes	0	0.00	<div><div></div></div>
Disagree			
Disagree	0	0.00	<div><div></div></div>
Not Applicable	0	0.00	<div><div></div></div>

#### 34. During my rotation, I was able to perform a variety of skills.

Response	Frequency	Percent	Mean: 4.00
Agree	3	100.00	<div><div></div></div>
Sometimes	0	0.00	<div><div></div></div>
Agree			
Sometimes	0	0.00	<div><div></div></div>
Disagree			
Disagree	0	0.00	<div><div></div></div>
Not Applicable	0	0.00	<div><div></div></div>

**35. During my rotation, I was able to implement client teaching.**

Response	Frequency	Percent	Mean: 4.00
Agree	3	100.00	
Sometimes	0	0.00	
Agree			
Sometimes	0	0.00	
Disagree			
Disagree	0	0.00	
Not Applicable	0	0.00	

**37. During my rotation, I was able to document on the client's electronic health record.**

Response	Frequency	Percent	Mean: 4.00
Agree	3	100.00	
Sometimes	0	0.00	
Agree			
Sometimes	0	0.00	
Disagree			
Disagree	0	0.00	
Not Applicable	0	0.00	

**36. During my rotation, I was able to interact with other disciplines.**

Response	Frequency	Percent	Mean: 4.00
Agree	3	100.00	
Sometimes	0	0.00	
Agree			
Sometimes	0	0.00	
Disagree			
Disagree	0	0.00	
Not Applicable	0	0.00	

# Trinity Valley Community College

## ADN Level III Evaluation - Fall 2014

### by Facility

**Facility:** Ennis Regional Medical Center

#### 27. I felt welcomed at the clinical site by the nurses.

Response	Frequency	Percent	Mean: 4.00
Agree	1	100.00	
Sometimes	0	0.00	
Agree			
Sometimes	0	0.00	
Disagree			
Disagree	0	0.00	
Not Applicable	0	0.00	

#### 28. My primary nurses or preceptors communicated adequately with me with regards to my patients.

Response	Frequency	Percent	Mean: 4.00
Agree	1	100.00	
Sometimes	0	0.00	
Agree			
Sometimes	0	0.00	
Disagree			
Disagree	0	0.00	
Not Applicable	0	0.00	

#### 29. My primary nurses or preceptors demonstrated professional behaviors.

Response	Frequency	Percent	Mean: 4.00
Agree	1	100.00	
Sometimes	0	0.00	
Agree			
Sometimes	0	0.00	
Disagree			
Disagree	0	0.00	
Not Applicable	0	0.00	

#### 30. My primary nurses or preceptors provided safe, competent patient care.

Response	Frequency	Percent	Mean: 4.00
Agree	1	100.00	
Sometimes	0	0.00	
Agree			
Sometimes	0	0.00	
Disagree			
Disagree	0	0.00	
Not Applicable	0	0.00	

#### 31. My primary nurses or preceptors gave me constructive feedback regarding my performance.

Response	Frequency	Percent	Mean: 0.00
Agree	0	0.00	
Sometimes	0	0.00	
Agree			
Sometimes	0	0.00	
Disagree			
Disagree	0	0.00	
Not Applicable	1	100.00	

#### 32. My preceptors were available to answer questions and observe skills.

Response	Frequency	Percent	Mean: 0.00
Agree	0	0.00	
Sometimes	0	0.00	
Agree			
Sometimes	0	0.00	
Disagree			
Disagree	0	0.00	
Not Applicable	1	100.00	

#### 33. During my rotation, I had the opportunity to make clinical decisions for my patients.

Response	Frequency	Percent	Mean: 4.00
Agree	1	100.00	
Sometimes	0	0.00	
Agree			
Sometimes	0	0.00	
Disagree			
Disagree	0	0.00	
Not Applicable	0	0.00	

#### 34. During my rotation, I was able to perform a variety of skills.

Response	Frequency	Percent	Mean: 4.00
Agree	1	100.00	
Sometimes	0	0.00	
Agree			
Sometimes	0	0.00	
Disagree			
Disagree	0	0.00	
Not Applicable	0	0.00	

**35. During my rotation, I was able to implement client teaching.**

Response	Frequency	Percent	Mean: 4.00
Agree	1	100.00	
Sometimes	0	0.00	
Agree			
Sometimes	0	0.00	
Disagree			
Disagree	0	0.00	
Not Applicable	0	0.00	

**37. During my rotation, I was able to document on the client's electronic health record.**

Response	Frequency	Percent	Mean: 4.00
Agree	1	100.00	
Sometimes	0	0.00	
Agree			
Sometimes	0	0.00	
Disagree			
Disagree	0	0.00	
Not Applicable	0	0.00	

**36. During my rotation, I was able to interact with other disciplines.**

Response	Frequency	Percent	Mean: 4.00
Agree	1	100.00	
Sometimes	0	0.00	
Agree			
Sometimes	0	0.00	
Disagree			
Disagree	0	0.00	
Not Applicable	0	0.00	



# Trinity Valley Community College

## ADN Level III Evaluation - Fall 2014

### by Facility

**Facility:** Hunt Regional Healthcare - Greenville

#### 27. I felt welcomed at the clinical site by the nurses.

Response	Frequency	Percent	Mean: 3.00
Agree	0	0.00	
Sometimes	1	100.00	
Agree			
Sometimes	0	0.00	
Disagree			
Disagree	0	0.00	
Not Applicable	0	0.00	

#### 28. My primary nurses or preceptors communicated adequately with me with regards to my patients.

Response	Frequency	Percent	Mean: 2.00
Agree	0	0.00	
Sometimes	0	0.00	
Agree			
Sometimes	1	100.00	
Disagree			
Disagree	0	0.00	
Not Applicable	0	0.00	

#### 29. My primary nurses or preceptors demonstrated professional behaviors.

Response	Frequency	Percent	Mean: 3.00
Agree	0	0.00	
Sometimes	1	100.00	
Agree			
Sometimes	0	0.00	
Disagree			
Disagree	0	0.00	
Not Applicable	0	0.00	

#### 30. My primary nurses or preceptors provided safe, competent patient care.

Response	Frequency	Percent	Mean: 4.00
Agree	1	100.00	
Sometimes	0	0.00	
Agree			
Sometimes	0	0.00	
Disagree			
Disagree	0	0.00	
Not Applicable	0	0.00	

#### 31. My primary nurses or preceptors gave me constructive feedback regarding my performance.

Response	Frequency	Percent	Mean: 2.00
Agree	0	0.00	
Sometimes	0	0.00	
Agree			
Sometimes	1	100.00	
Disagree			
Disagree	0	0.00	
Not Applicable	0	0.00	

#### 32. My preceptors were available to answer questions and observe skills.

Response	Frequency	Percent	Mean: 1.00
Agree	0	0.00	
Sometimes	0	0.00	
Agree			
Sometimes	0	0.00	
Disagree			
Disagree	1	100.00	
Not Applicable	0	0.00	

#### 33. During my rotation, I had the opportunity to make clinical decisions for my patients.

Response	Frequency	Percent	Mean: 2.00
Agree	0	0.00	
Sometimes	0	0.00	
Agree			
Sometimes	1	100.00	
Disagree			
Disagree	0	0.00	
Not Applicable	0	0.00	

#### 34. During my rotation, I was able to perform a variety of skills.

Response	Frequency	Percent	Mean: 3.00
Agree	0	0.00	
Sometimes	1	100.00	
Agree			
Sometimes	0	0.00	
Disagree			
Disagree	0	0.00	
Not Applicable	0	0.00	

**35. During my rotation, I was able to implement client teaching.**

Response	Frequency	Percent	Mean: 3.00
Agree	0	0.00	<input type="text"/>
Sometimes	1	100.00	<input type="text"/>
Agree			
Sometimes	0	0.00	<input type="text"/>
Disagree			
Disagree	0	0.00	<input type="text"/>
Not Applicable	0	0.00	<input type="text"/>

**37. During my rotation, I was able to document on the client's electronic health record.**

Response	Frequency	Percent	Mean: 3.00
Agree	0	0.00	<input type="text"/>
Sometimes	1	100.00	<input type="text"/>
Agree			
Sometimes	0	0.00	<input type="text"/>
Disagree			
Disagree	0	0.00	<input type="text"/>
Not Applicable	0	0.00	<input type="text"/>

**36. During my rotation, I was able to interact with other disciplines.**

Response	Frequency	Percent	Mean: 4.00
Agree	1	100.00	<input type="text"/>
Sometimes	0	0.00	<input type="text"/>
Agree			
Sometimes	0	0.00	<input type="text"/>
Disagree			
Disagree	0	0.00	<input type="text"/>
Not Applicable	0	0.00	<input type="text"/>

# Trinity Valley Community College

## ADN Level III Evaluation - Fall 2014

### by Facility

**Facility:** Lake Pointe Medical Center - Rowlett

#### 27. I felt welcomed at the clinical site by the nurses.

Response	Frequency	Percent	Mean: 3.50
Agree	1	50.00	<div><div></div></div>
Sometimes	1	50.00	<div><div></div></div>
Agree			
Sometimes	0	0.00	<div><div></div></div>
Disagree			
Disagree	0	0.00	<div><div></div></div>
Not Applicable	0	0.00	<div><div></div></div>

#### 28. My primary nurses or preceptors communicated adequately with me with regards to my patients.

Response	Frequency	Percent	Mean: 3.50
Agree	1	50.00	<div><div></div></div>
Sometimes	1	50.00	<div><div></div></div>
Agree			
Sometimes	0	0.00	<div><div></div></div>
Disagree			
Disagree	0	0.00	<div><div></div></div>
Not Applicable	0	0.00	<div><div></div></div>

#### 29. My primary nurses or preceptors demonstrated professional behaviors.

Response	Frequency	Percent	Mean: 3.00
Agree	1	50.00	<div><div></div></div>
Sometimes	0	0.00	<div><div></div></div>
Agree			
Sometimes	1	50.00	<div><div></div></div>
Disagree			
Disagree	0	0.00	<div><div></div></div>
Not Applicable	0	0.00	<div><div></div></div>

#### 30. My primary nurses or preceptors provided safe, competent patient care.

Response	Frequency	Percent	Mean: 3.00
Agree	1	50.00	<div><div></div></div>
Sometimes	0	0.00	<div><div></div></div>
Agree			
Sometimes	1	50.00	<div><div></div></div>
Disagree			
Disagree	0	0.00	<div><div></div></div>
Not Applicable	0	0.00	<div><div></div></div>

#### 31. My primary nurses or preceptors gave me constructive feedback regarding my performance.

Response	Frequency	Percent	Mean: 3.50
Agree	1	50.00	<div><div></div></div>
Sometimes	1	50.00	<div><div></div></div>
Agree			
Sometimes	0	0.00	<div><div></div></div>
Disagree			
Disagree	0	0.00	<div><div></div></div>
Not Applicable	0	0.00	<div><div></div></div>

#### 32. My preceptors were available to answer questions and observe skills.

Response	Frequency	Percent	Mean: 3.50
Agree	1	50.00	<div><div></div></div>
Sometimes	1	50.00	<div><div></div></div>
Agree			
Sometimes	0	0.00	<div><div></div></div>
Disagree			
Disagree	0	0.00	<div><div></div></div>
Not Applicable	0	0.00	<div><div></div></div>

#### 33. During my rotation, I had the opportunity to make clinical decisions for my patients.

Response	Frequency	Percent	Mean: 4.00
Agree	2	100.00	<div><div></div></div>
Sometimes	0	0.00	<div><div></div></div>
Agree			
Sometimes	0	0.00	<div><div></div></div>
Disagree			
Disagree	0	0.00	<div><div></div></div>
Not Applicable	0	0.00	<div><div></div></div>

#### 34. During my rotation, I was able to perform a variety of skills.

Response	Frequency	Percent	Mean: 3.50
Agree	1	50.00	<div><div></div></div>
Sometimes	1	50.00	<div><div></div></div>
Agree			
Sometimes	0	0.00	<div><div></div></div>
Disagree			
Disagree	0	0.00	<div><div></div></div>
Not Applicable	0	0.00	<div><div></div></div>

**35. During my rotation, I was able to implement client teaching.**

Response	Frequency	Percent	Mean: 4.00
Agree	2	100.00	
Sometimes	0	0.00	
Agree			
Sometimes	0	0.00	
Disagree			
Disagree	0	0.00	
Not Applicable	0	0.00	

**37. During my rotation, I was able to document on the client's electronic health record.**

Response	Frequency	Percent	Mean: 4.00
Agree	2	100.00	
Sometimes	0	0.00	
Agree			
Sometimes	0	0.00	
Disagree			
Disagree	0	0.00	
Not Applicable	0	0.00	

**36. During my rotation, I was able to interact with other disciplines.**

Response	Frequency	Percent	Mean: 4.00
Agree	2	100.00	
Sometimes	0	0.00	
Agree			
Sometimes	0	0.00	
Disagree			
Disagree	0	0.00	
Not Applicable	0	0.00	

# Trinity Valley Community College

## ADN Level III Evaluation - Fall 2014

### by Facility

**Facility:** Texas Health Presbyterian Hospital of Kaufman

#### 27. I felt welcomed at the clinical site by the nurses.

Response	Frequency	Percent	Mean: 3.00
Agree	0	0.00	
Sometimes	1	100.00	
Agree			
Sometimes	0	0.00	
Disagree			
Disagree	0	0.00	
Not Applicable	0	0.00	

#### 28. My primary nurses or preceptors communicated adequately with me with regards to my patients.

Response	Frequency	Percent	Mean: 3.00
Agree	0	0.00	
Sometimes	1	100.00	
Agree			
Sometimes	0	0.00	
Disagree			
Disagree	0	0.00	
Not Applicable	0	0.00	

#### 29. My primary nurses or preceptors demonstrated professional behaviors.

Response	Frequency	Percent	Mean: 3.00
Agree	0	0.00	
Sometimes	1	100.00	
Agree			
Sometimes	0	0.00	
Disagree			
Disagree	0	0.00	
Not Applicable	0	0.00	

#### 30. My primary nurses or preceptors provided safe, competent patient care.

Response	Frequency	Percent	Mean: 3.00
Agree	0	0.00	
Sometimes	1	100.00	
Agree			
Sometimes	0	0.00	
Disagree			
Disagree	0	0.00	
Not Applicable	0	0.00	

#### 31. My primary nurses or preceptors gave me constructive feedback regarding my performance.

Response	Frequency	Percent	Mean: 3.00
Agree	0	0.00	
Sometimes	1	100.00	
Agree			
Sometimes	0	0.00	
Disagree			
Disagree	0	0.00	
Not Applicable	0	0.00	

#### 32. My preceptors were available to answer questions and observe skills.

Response	Frequency	Percent	Mean: 2.00
Agree	0	0.00	
Sometimes	0	0.00	
Agree			
Sometimes	1	100.00	
Disagree			
Disagree	0	0.00	
Not Applicable	0	0.00	

#### 33. During my rotation, I had the opportunity to make clinical decisions for my patients.

Response	Frequency	Percent	Mean: 3.00
Agree	0	0.00	
Sometimes	1	100.00	
Agree			
Sometimes	0	0.00	
Disagree			
Disagree	0	0.00	
Not Applicable	0	0.00	

#### 34. During my rotation, I was able to perform a variety of skills.

Response	Frequency	Percent	Mean: 2.00
Agree	0	0.00	
Sometimes	0	0.00	
Agree			
Sometimes	1	100.00	
Disagree			
Disagree	0	0.00	
Not Applicable	0	0.00	

**35. During my rotation, I was able to implement client teaching.**

Response	Frequency	Percent	Mean: 3.00
Agree	0	0.00	<input type="text"/>
Sometimes	1	100.00	<input type="text"/>
Agree			
Sometimes	0	0.00	<input type="text"/>
Disagree			
Disagree	0	0.00	<input type="text"/>
Not Applicable	0	0.00	<input type="text"/>

**37. During my rotation, I was able to document on the client's electronic health record.**

Response	Frequency	Percent	Mean: 3.00
Agree	0	0.00	<input type="text"/>
Sometimes	1	100.00	<input type="text"/>
Agree			
Sometimes	0	0.00	<input type="text"/>
Disagree			
Disagree	0	0.00	<input type="text"/>
Not Applicable	0	0.00	<input type="text"/>

**36. During my rotation, I was able to interact with other disciplines.**

Response	Frequency	Percent	Mean: 3.00
Agree	0	0.00	<input type="text"/>
Sometimes	1	100.00	<input type="text"/>
Agree			
Sometimes	0	0.00	<input type="text"/>
Disagree			
Disagree	0	0.00	<input type="text"/>
Not Applicable	0	0.00	<input type="text"/>

# Trinity Valley Community College

## ADN Level III Evaluation - Fall 2014

### by Facility

**Facility:** Texas Regional Medical Center

#### 27. I felt welcomed at the clinical site by the nurses.

Response	Frequency	Percent	Mean: 4.00
Agree	6	100.00	<div></div>
Sometimes	0	0.00	<div></div>
Disagree	0	0.00	<div></div>
Not Applicable	0	0.00	<div></div>
Missing	0	0.00	<div></div>

#### 28. My primary nurses or preceptors communicated adequately with me with regards to my patients.

Response	Frequency	Percent	Mean: 4.00
Agree	5	83.33	<div></div>
Sometimes	0	0.00	<div></div>
Disagree	0	0.00	<div></div>
Not Applicable	0	0.00	<div></div>
Missing	1	16.67	<div></div>

#### 29. My primary nurses or preceptors demonstrated professional behaviors.

Response	Frequency	Percent	Mean: 4.00
Agree	6	100.00	<div></div>
Sometimes	0	0.00	<div></div>
Disagree	0	0.00	<div></div>
Not Applicable	0	0.00	<div></div>
Missing	0	0.00	<div></div>

#### 30. My primary nurses or preceptors provided safe, competent patient care.

Response	Frequency	Percent	Mean: 4.00
Agree	6	100.00	<div></div>
Sometimes	0	0.00	<div></div>
Disagree	0	0.00	<div></div>
Not Applicable	0	0.00	<div></div>
Missing	0	0.00	<div></div>

#### 31. My primary nurses or preceptors gave me constructive feedback regarding my performance.

Response	Frequency	Percent	Mean: 4.00
Agree	6	100.00	<div></div>
Sometimes	0	0.00	<div></div>
Disagree	0	0.00	<div></div>
Not Applicable	0	0.00	<div></div>
Missing	0	0.00	<div></div>

#### 32. My preceptors were available to answer questions and observe skills.

Response	Frequency	Percent	Mean: 3.83
Agree	5	83.33	<div></div>
Sometimes	1	16.67	<div></div>
Disagree	0	0.00	<div></div>
Not Applicable	0	0.00	<div></div>
Missing	0	0.00	<div></div>

**33. During my rotation, I had the opportunity to make clinical decisions for my patients.**

Response	Frequency	Percent	Mean: 3.83
Agree	5	83.33	<div><div></div></div>
Sometimes	1	16.67	<div><div></div></div>
Agree			
Sometimes	0	0.00	<div><div></div></div>
Disagree			
Disagree	0	0.00	<div><div></div></div>
Not Applicable	0	0.00	<div><div></div></div>
Missing	0	0.00	<div><div></div></div>

**35. During my rotation, I was able to implement client teaching.**

Response	Frequency	Percent	Mean: 4.00
Agree	6	100.00	<div><div></div></div>
Sometimes	0	0.00	<div><div></div></div>
Agree			
Sometimes	0	0.00	<div><div></div></div>
Disagree			
Disagree	0	0.00	<div><div></div></div>
Not Applicable	0	0.00	<div><div></div></div>
Missing	0	0.00	<div><div></div></div>

**37. During my rotation, I was able to document on the client's electronic health record.**

Response	Frequency	Percent	Mean: 3.17
Agree	4	66.67	<div><div></div></div>
Sometimes	1	16.67	<div><div></div></div>
Agree			
Sometimes	0	0.00	<div><div></div></div>
Disagree			
Disagree	0	0.00	<div><div></div></div>
Not Applicable	1	16.67	<div><div></div></div>
Missing	0	0.00	<div><div></div></div>

**34. During my rotation, I was able to perform a variety of skills.**

Response	Frequency	Percent	Mean: 4.00
Agree	6	100.00	<div><div></div></div>
Sometimes	0	0.00	<div><div></div></div>
Agree			
Sometimes	0	0.00	<div><div></div></div>
Disagree			
Disagree	0	0.00	<div><div></div></div>
Not Applicable	0	0.00	<div><div></div></div>
Missing	0	0.00	<div><div></div></div>

**36. During my rotation, I was able to interact with other disciplines.**

Response	Frequency	Percent	Mean: 4.00
Agree	6	100.00	<div><div></div></div>
Sometimes	0	0.00	<div><div></div></div>
Agree			
Sometimes	0	0.00	<div><div></div></div>
Disagree			
Disagree	0	0.00	<div><div></div></div>
Not Applicable	0	0.00	<div><div></div></div>
Missing	0	0.00	<div><div></div></div>



# Trinity Valley Community College

## ADN Level III Evaluation - Fall 2014

by Instructor

Instructor: Christy Doherty

### 38. The facility provided an adequate orientation.

Response	Frequency	Percent	Mean: 4.00
Agree	2	100.00	
Sometimes	0	0.00	
Agree			
Sometimes	0	0.00	
Disagree			
Disagree	0	0.00	
Not Applicable	0	0.00	

### 39. During my clinical I had sufficient opportunities (quality and quantity) to meet course objectives.

Response	Frequency	Percent	Mean: 4.00
Agree	2	100.00	
Sometimes	0	0.00	
Agree			
Sometimes	0	0.00	
Disagree			
Disagree	0	0.00	
Not Applicable	0	0.00	

### 40. During my rotation, I was able to gain a deeper understanding of the selected concepts of the week.

Response	Frequency	Percent	Mean: 4.00
Agree	2	100.00	
Sometimes	0	0.00	
Agree			
Sometimes	0	0.00	
Disagree			
Disagree	0	0.00	
Not Applicable	0	0.00	

### 41. I had an overall positive learning experience at my clinical rotation.

Response	Frequency	Percent	Mean: 4.00
Agree	2	100.00	
Sometimes	0	0.00	
Agree			
Sometimes	0	0.00	
Disagree			
Disagree	0	0.00	
Not Applicable	0	0.00	

### 42. My clinical instructor was on time for clinical.

Response	Frequency	Percent	Mean: 4.00
Agree	2	100.00	
Sometimes	0	0.00	
Agree			
Sometimes	0	0.00	
Disagree			
Disagree	0	0.00	
Not Applicable	0	0.00	

### 43. My clinical instructor encouraged me to make clinical judgments.

Response	Frequency	Percent	Mean: 4.00
Agree	2	100.00	
Sometimes	0	0.00	
Agree			
Sometimes	0	0.00	
Disagree			
Disagree	0	0.00	
Not Applicable	0	0.00	

### 44. My clinical instructor promoted an environment in which I felt respected.

Response	Frequency	Percent	Mean: 4.00
Agree	2	100.00	
Sometimes	0	0.00	
Agree			
Sometimes	0	0.00	
Disagree			
Disagree	0	0.00	
Not Applicable	0	0.00	

### 45. My clinical instructor demonstrated evidence of current nursing knowledge.

Response	Frequency	Percent	Mean: 4.00
Agree	2	100.00	
Sometimes	0	0.00	
Agree			
Sometimes	0	0.00	
Disagree			
Disagree	0	0.00	
Not Applicable	0	0.00	

**46. My clinical instructor demonstrated evidence of competency in nursing skills.**

Response	Frequency	Percent	Mean: 4.00
Agree	2	100.00	
Sometimes	0	0.00	
Agree			
Sometimes	0	0.00	
Disagree			
Disagree	0	0.00	
Not Applicable	0	0.00	

**48. My clinical instructor provided me with constructive feedback on my progress in clinical.**

Response	Frequency	Percent	Mean: 4.00
Agree	2	100.00	
Sometimes	0	0.00	
Agree			
Sometimes	0	0.00	
Disagree			
Disagree	0	0.00	
Not Applicable	0	0.00	

**50. My clinical instructor facilitated post-conference so that my understanding of concepts was enhanced.**

Response	Frequency	Percent	Mean: 4.00
Agree	2	100.00	
Sometimes	0	0.00	
Agree			
Sometimes	0	0.00	
Disagree			
Disagree	0	0.00	
Not Applicable	0	0.00	

**47. My clinical instructor was available for the supervision of invasive skills.**

Response	Frequency	Percent	Mean: 4.00
Agree	2	100.00	
Sometimes	0	0.00	
Agree			
Sometimes	0	0.00	
Disagree			
Disagree	0	0.00	
Not Applicable	0	0.00	

**49. My clinical instructor facilitated post-conference to enhance meeting of clinical objectives.**

Response	Frequency	Percent	Mean: 4.00
Agree	2	100.00	
Sometimes	0	0.00	
Agree			
Sometimes	0	0.00	
Disagree			
Disagree	0	0.00	
Not Applicable	0	0.00	

**51. My clinical instructor acted as a positive role model regarding patient safety, client advocacy, caring, cultural sensitivity, and collaboration.**

Response	Frequency	Percent	Mean: 4.00
Agree	2	100.00	
Sometimes	0	0.00	
Agree			
Sometimes	0	0.00	
Disagree			
Disagree	0	0.00	
Not Applicable	0	0.00	

# Trinity Valley Community College

## ADN Level III Evaluation - Fall 2014

by Instructor

Instructor: Deborah Jones

### 38. The facility provided an adequate orientation.

Response	Frequency	Percent	Mean: 4.00
Agree	1	100.00	
Sometimes	0	0.00	
Agree			
Sometimes	0	0.00	
Disagree			
Disagree	0	0.00	
Not Applicable	0	0.00	

### 39. During my clinical I had sufficient opportunities (quality and quantity) to meet course objectives.

Response	Frequency	Percent	Mean: 3.00
Agree	0	0.00	
Sometimes	1	100.00	
Agree			
Sometimes	0	0.00	
Disagree			
Disagree	0	0.00	
Not Applicable	0	0.00	

### 40. During my rotation, I was able to gain a deeper understanding of the selected concepts of the week.

Response	Frequency	Percent	Mean: 3.00
Agree	0	0.00	
Sometimes	1	100.00	
Agree			
Sometimes	0	0.00	
Disagree			
Disagree	0	0.00	
Not Applicable	0	0.00	

### 41. I had an overall positive learning experience at my clinical rotation.

Response	Frequency	Percent	Mean: 3.00
Agree	0	0.00	
Sometimes	1	100.00	
Agree			
Sometimes	0	0.00	
Disagree			
Disagree	0	0.00	
Not Applicable	0	0.00	

### 42. My clinical instructor was on time for clinical.

Response	Frequency	Percent	Mean: 4.00
Agree	1	100.00	
Sometimes	0	0.00	
Agree			
Sometimes	0	0.00	
Disagree			
Disagree	0	0.00	
Not Applicable	0	0.00	

### 43. My clinical instructor encouraged me to make clinical judgments.

Response	Frequency	Percent	Mean: 3.00
Agree	0	0.00	
Sometimes	1	100.00	
Agree			
Sometimes	0	0.00	
Disagree			
Disagree	0	0.00	
Not Applicable	0	0.00	

### 44. My clinical instructor promoted an environment in which I felt respected.

Response	Frequency	Percent	Mean: 3.00
Agree	0	0.00	
Sometimes	1	100.00	
Agree			
Sometimes	0	0.00	
Disagree			
Disagree	0	0.00	
Not Applicable	0	0.00	

### 45. My clinical instructor demonstrated evidence of current nursing knowledge.

Response	Frequency	Percent	Mean: 4.00
Agree	1	100.00	
Sometimes	0	0.00	
Agree			
Sometimes	0	0.00	
Disagree			
Disagree	0	0.00	
Not Applicable	0	0.00	

**46. My clinical instructor demonstrated evidence of competency in nursing skills.**

Response	Frequency	Percent	Mean: 4.00
Agree	1	100.00	
Sometimes	0	0.00	
Agree			
Sometimes	0	0.00	
Disagree			
Disagree	0	0.00	
Not Applicable	0	0.00	

**48. My clinical instructor provided me with constructive feedback on my progress in clinical.**

Response	Frequency	Percent	Mean: 4.00
Agree	1	100.00	
Sometimes	0	0.00	
Agree			
Sometimes	0	0.00	
Disagree			
Disagree	0	0.00	
Not Applicable	0	0.00	

**50. My clinical instructor facilitated post-conference so that my understanding of concepts was enhanced.**

Response	Frequency	Percent	Mean: 4.00
Agree	1	100.00	
Sometimes	0	0.00	
Agree			
Sometimes	0	0.00	
Disagree			
Disagree	0	0.00	
Not Applicable	0	0.00	

**47. My clinical instructor was available for the supervision of invasive skills.**

Response	Frequency	Percent	Mean: 3.00
Agree	0	0.00	
Sometimes	1	100.00	
Agree			
Sometimes	0	0.00	
Disagree			
Disagree	0	0.00	
Not Applicable	0	0.00	

**49. My clinical instructor facilitated post-conference to enhance meeting of clinical objectives.**

Response	Frequency	Percent	Mean: 4.00
Agree	1	100.00	
Sometimes	0	0.00	
Agree			
Sometimes	0	0.00	
Disagree			
Disagree	0	0.00	
Not Applicable	0	0.00	

**51. My clinical instructor acted as a positive role model regarding patient safety, client advocacy, caring, cultural sensitivity, and collaboration.**

Response	Frequency	Percent	Mean: 4.00
Agree	1	100.00	
Sometimes	0	0.00	
Agree			
Sometimes	0	0.00	
Disagree			
Disagree	0	0.00	
Not Applicable	0	0.00	

# Trinity Valley Community College

## ADN Level III Evaluation - Fall 2014

by Instructor

Instructor: Jasmine Joy

### 38. The facility provided an adequate orientation.

Response	Frequency	Percent	Mean: 4.00
Agree	1	100.00	
Sometimes	0	0.00	
Agree			
Sometimes	0	0.00	
Disagree			
Disagree	0	0.00	
Not Applicable	0	0.00	

### 39. During my clinical I had sufficient opportunities (quality and quantity) to meet course objectives.

Response	Frequency	Percent	Mean: 4.00
Agree	1	100.00	
Sometimes	0	0.00	
Agree			
Sometimes	0	0.00	
Disagree			
Disagree	0	0.00	
Not Applicable	0	0.00	

### 40. During my rotation, I was able to gain a deeper understanding of the selected concepts of the week.

Response	Frequency	Percent	Mean: 3.00
Agree	0	0.00	
Sometimes	1	100.00	
Agree			
Sometimes	0	0.00	
Disagree			
Disagree	0	0.00	
Not Applicable	0	0.00	

### 41. I had an overall positive learning experience at my clinical rotation.

Response	Frequency	Percent	Mean: 3.00
Agree	0	0.00	
Sometimes	1	100.00	
Agree			
Sometimes	0	0.00	
Disagree			
Disagree	0	0.00	
Not Applicable	0	0.00	

### 42. My clinical instructor was on time for clinical.

Response	Frequency	Percent	Mean: 4.00
Agree	1	100.00	
Sometimes	0	0.00	
Agree			
Sometimes	0	0.00	
Disagree			
Disagree	0	0.00	
Not Applicable	0	0.00	

### 43. My clinical instructor encouraged me to make clinical judgments.

Response	Frequency	Percent	Mean: 2.00
Agree	0	0.00	
Sometimes	0	0.00	
Agree			
Sometimes	1	100.00	
Disagree			
Disagree	0	0.00	
Not Applicable	0	0.00	

### 44. My clinical instructor promoted an environment in which I felt respected.

Response	Frequency	Percent	Mean: 2.00
Agree	0	0.00	
Sometimes	0	0.00	
Agree			
Sometimes	1	100.00	
Disagree			
Disagree	0	0.00	
Not Applicable	0	0.00	

### 45. My clinical instructor demonstrated evidence of current nursing knowledge.

Response	Frequency	Percent	Mean: 4.00
Agree	1	100.00	
Sometimes	0	0.00	
Agree			
Sometimes	0	0.00	
Disagree			
Disagree	0	0.00	
Not Applicable	0	0.00	

**46. My clinical instructor demonstrated evidence of competency in nursing skills.**

Response	Frequency	Percent	Mean: 4.00
Agree	1	100.00	
Sometimes	0	0.00	
Agree			
Sometimes	0	0.00	
Disagree			
Disagree	0	0.00	
Not Applicable	0	0.00	

**48. My clinical instructor provided me with constructive feedback on my progress in clinical.**

Response	Frequency	Percent	Mean: 2.00
Agree	0	0.00	
Sometimes	0	0.00	
Agree			
Sometimes	1	100.00	
Disagree			
Disagree	0	0.00	
Not Applicable	0	0.00	

**50. My clinical instructor facilitated post-conference so that my understanding of concepts was enhanced.**

Response	Frequency	Percent	Mean: 3.00
Agree	0	0.00	
Sometimes	1	100.00	
Agree			
Sometimes	0	0.00	
Disagree			
Disagree	0	0.00	
Not Applicable	0	0.00	

**47. My clinical instructor was available for the supervision of invasive skills.**

Response	Frequency	Percent	Mean: 3.00
Agree	0	0.00	
Sometimes	1	100.00	
Agree			
Sometimes	0	0.00	
Disagree			
Disagree	0	0.00	
Not Applicable	0	0.00	

**49. My clinical instructor facilitated post-conference to enhance meeting of clinical objectives.**

Response	Frequency	Percent	Mean: 3.00
Agree	0	0.00	
Sometimes	1	100.00	
Agree			
Sometimes	0	0.00	
Disagree			
Disagree	0	0.00	
Not Applicable	0	0.00	

**51. My clinical instructor acted as a positive role model regarding patient safety, client advocacy, caring, cultural sensitivity, and collaboration.**

Response	Frequency	Percent	Mean: 4.00
Agree	1	100.00	
Sometimes	0	0.00	
Agree			
Sometimes	0	0.00	
Disagree			
Disagree	0	0.00	
Not Applicable	0	0.00	

# Trinity Valley Community College

## ADN Level III Evaluation - Fall 2014

by Instructor

Instructor: Judy Callicoatt

### 38. The facility provided an adequate orientation.

Response	Frequency	Percent	Mean: 4.00
Agree	1	100.00	
Sometimes	0	0.00	
Agree			
Sometimes	0	0.00	
Disagree			
Disagree	0	0.00	
Not Applicable	0	0.00	

### 39. During my clinical I had sufficient opportunities (quality and quantity) to meet course objectives.

Response	Frequency	Percent	Mean: 2.00
Agree	0	0.00	
Sometimes	0	0.00	
Agree			
Sometimes	1	100.00	
Disagree			
Disagree	0	0.00	
Not Applicable	0	0.00	

### 40. During my rotation, I was able to gain a deeper understanding of the selected concepts of the week.

Response	Frequency	Percent	Mean: 1.00
Agree	0	0.00	
Sometimes	0	0.00	
Agree			
Sometimes	0	0.00	
Disagree			
Disagree	1	100.00	
Not Applicable	0	0.00	

### 41. I had an overall positive learning experience at my clinical rotation.

Response	Frequency	Percent	Mean: 4.00
Agree	1	100.00	
Sometimes	0	0.00	
Agree			
Sometimes	0	0.00	
Disagree			
Disagree	0	0.00	
Not Applicable	0	0.00	

### 42. My clinical instructor was on time for clinical.

Response	Frequency	Percent	Mean: 4.00
Agree	1	100.00	
Sometimes	0	0.00	
Agree			
Sometimes	0	0.00	
Disagree			
Disagree	0	0.00	
Not Applicable	0	0.00	

### 43. My clinical instructor encouraged me to make clinical judgments.

Response	Frequency	Percent	Mean: 4.00
Agree	1	100.00	
Sometimes	0	0.00	
Agree			
Sometimes	0	0.00	
Disagree			
Disagree	0	0.00	
Not Applicable	0	0.00	

### 44. My clinical instructor promoted an environment in which I felt respected.

Response	Frequency	Percent	Mean: 4.00
Agree	1	100.00	
Sometimes	0	0.00	
Agree			
Sometimes	0	0.00	
Disagree			
Disagree	0	0.00	
Not Applicable	0	0.00	

### 45. My clinical instructor demonstrated evidence of current nursing knowledge.

Response	Frequency	Percent	Mean: 4.00
Agree	1	100.00	
Sometimes	0	0.00	
Agree			
Sometimes	0	0.00	
Disagree			
Disagree	0	0.00	
Not Applicable	0	0.00	

**46. My clinical instructor demonstrated evidence of competency in nursing skills.**

Response	Frequency	Percent	Mean: 4.00
Agree	1	100.00	
Sometimes	0	0.00	
Agree			
Sometimes	0	0.00	
Disagree			
Disagree	0	0.00	
Not Applicable	0	0.00	

**48. My clinical instructor provided me with constructive feedback on my progress in clinical.**

Response	Frequency	Percent	Mean: 4.00
Agree	1	100.00	
Sometimes	0	0.00	
Agree			
Sometimes	0	0.00	
Disagree			
Disagree	0	0.00	
Not Applicable	0	0.00	

**50. My clinical instructor facilitated post-conference so that my understanding of concepts was enhanced.**

Response	Frequency	Percent	Mean: 4.00
Agree	1	100.00	
Sometimes	0	0.00	
Agree			
Sometimes	0	0.00	
Disagree			
Disagree	0	0.00	
Not Applicable	0	0.00	

**47. My clinical instructor was available for the supervision of invasive skills.**

Response	Frequency	Percent	Mean: 4.00
Agree	1	100.00	
Sometimes	0	0.00	
Agree			
Sometimes	0	0.00	
Disagree			
Disagree	0	0.00	
Not Applicable	0	0.00	

**49. My clinical instructor facilitated post-conference to enhance meeting of clinical objectives.**

Response	Frequency	Percent	Mean: 4.00
Agree	1	100.00	
Sometimes	0	0.00	
Agree			
Sometimes	0	0.00	
Disagree			
Disagree	0	0.00	
Not Applicable	0	0.00	

**51. My clinical instructor acted as a positive role model regarding patient safety, client advocacy, caring, cultural sensitivity, and collaboration.**

Response	Frequency	Percent	Mean: 4.00
Agree	1	100.00	
Sometimes	0	0.00	
Agree			
Sometimes	0	0.00	
Disagree			
Disagree	0	0.00	
Not Applicable	0	0.00	



# Trinity Valley Community College

## ADN Level III Evaluation - Fall 2014

by Instructor

Instructor: Karen Neighbors

### 38. The facility provided an adequate orientation.

Response	Frequency	Percent	Mean: 4.00
Agree	1	100.00	
Sometimes	0	0.00	
Agree			
Sometimes	0	0.00	
Disagree			
Disagree	0	0.00	
Not Applicable	0	0.00	
Missing	0	0.00	

### 39. During my clinical I had sufficient opportunities (quality and quantity) to meet course objectives.

Response	Frequency	Percent	Mean: 4.00
Agree	1	100.00	
Sometimes	0	0.00	
Agree			
Sometimes	0	0.00	
Disagree			
Disagree	0	0.00	
Not Applicable	0	0.00	
Missing	0	0.00	

### 40. During my rotation, I was able to gain a deeper understanding of the selected concepts of the week.

Response	Frequency	Percent	Mean: 4.00
Agree	1	100.00	
Sometimes	0	0.00	
Agree			
Sometimes	0	0.00	
Disagree			
Disagree	0	0.00	
Not Applicable	0	0.00	
Missing	0	0.00	

### 41. I had an overall positive learning experience at my clinical rotation.

Response	Frequency	Percent	Mean: -
Agree	0	0.00	
Sometimes	0	0.00	
Agree			
Sometimes	0	0.00	
Disagree			
Disagree	0	0.00	
Not Applicable	0	0.00	
Missing	1	100.00	

### 42. My clinical instructor was on time for clinical.

Response	Frequency	Percent	Mean: 4.00
Agree	1	100.00	
Sometimes	0	0.00	
Agree			
Sometimes	0	0.00	
Disagree			
Disagree	0	0.00	
Not Applicable	0	0.00	
Missing	0	0.00	

### 43. My clinical instructor encouraged me to make clinical judgments.

Response	Frequency	Percent	Mean: 4.00
Agree	1	100.00	
Sometimes	0	0.00	
Agree			
Sometimes	0	0.00	
Disagree			
Disagree	0	0.00	
Not Applicable	0	0.00	
Missing	0	0.00	

**44. My clinical instructor promoted an environment in which I felt respected.**

Response	Frequency	Percent	Mean: 4.00
Agree	1	100.00	
Sometimes	0	0.00	
Agree			
Sometimes	0	0.00	
Disagree			
Disagree	0	0.00	
Not Applicable	0	0.00	
Missing	0	0.00	

**46. My clinical instructor demonstrated evidence of competency in nursing skills.**

Response	Frequency	Percent	Mean: 4.00
Agree	1	100.00	
Sometimes	0	0.00	
Agree			
Sometimes	0	0.00	
Disagree			
Disagree	0	0.00	
Not Applicable	0	0.00	
Missing	0	0.00	

**48. My clinical instructor provided me with constructive feedback on my progress in clinical.**

Response	Frequency	Percent	Mean: 4.00
Agree	1	100.00	
Sometimes	0	0.00	
Agree			
Sometimes	0	0.00	
Disagree			
Disagree	0	0.00	
Not Applicable	0	0.00	
Missing	0	0.00	

**50. My clinical instructor facilitated post-conference so that my understanding of concepts was enhanced.**

Response	Frequency	Percent	Mean: 4.00
Agree	1	100.00	
Sometimes	0	0.00	
Agree			
Sometimes	0	0.00	
Disagree			
Disagree	0	0.00	
Not Applicable	0	0.00	
Missing	0	0.00	

**45. My clinical instructor demonstrated evidence of current nursing knowledge.**

Response	Frequency	Percent	Mean: 4.00
Agree	1	100.00	
Sometimes	0	0.00	
Agree			
Sometimes	0	0.00	
Disagree			
Disagree	0	0.00	
Not Applicable	0	0.00	
Missing	0	0.00	

**47. My clinical instructor was available for the supervision of invasive skills.**

Response	Frequency	Percent	Mean: 4.00
Agree	1	100.00	
Sometimes	0	0.00	
Agree			
Sometimes	0	0.00	
Disagree			
Disagree	0	0.00	
Not Applicable	0	0.00	
Missing	0	0.00	

**49. My clinical instructor facilitated post-conference to enhance meeting of clinical objectives.**

Response	Frequency	Percent	Mean: 4.00
Agree	1	100.00	
Sometimes	0	0.00	
Agree			
Sometimes	0	0.00	
Disagree			
Disagree	0	0.00	
Not Applicable	0	0.00	
Missing	0	0.00	

**51. My clinical instructor acted as a positive role model regarding patient safety, client advocacy, caring, cultural sensitivity, and collaboration.**

Response	Frequency	Percent	Mean: 4.00
Agree	1	100.00	
Sometimes	0	0.00	
Agree			
Sometimes	0	0.00	
Disagree			
Disagree	0	0.00	
Not Applicable	0	0.00	
Missing	0	0.00	

# Trinity Valley Community College

## ADN Level III Evaluation - Fall 2014

by Instructor

Instructor: Kathy Colgrove

### 38. The facility provided an adequate orientation.

Response	Frequency	Percent	Mean: 4.00
Agree	1	100.00	
Sometimes	0	0.00	
Agree			
Sometimes	0	0.00	
Disagree			
Disagree	0	0.00	
Not Applicable	0	0.00	

### 39. During my clinical I had sufficient opportunities (quality and quantity) to meet course objectives.

Response	Frequency	Percent	Mean: 4.00
Agree	1	100.00	
Sometimes	0	0.00	
Agree			
Sometimes	0	0.00	
Disagree			
Disagree	0	0.00	
Not Applicable	0	0.00	

### 40. During my rotation, I was able to gain a deeper understanding of the selected concepts of the week.

Response	Frequency	Percent	Mean: 4.00
Agree	1	100.00	
Sometimes	0	0.00	
Agree			
Sometimes	0	0.00	
Disagree			
Disagree	0	0.00	
Not Applicable	0	0.00	

### 41. I had an overall positive learning experience at my clinical rotation.

Response	Frequency	Percent	Mean: 4.00
Agree	1	100.00	
Sometimes	0	0.00	
Agree			
Sometimes	0	0.00	
Disagree			
Disagree	0	0.00	
Not Applicable	0	0.00	

### 42. My clinical instructor was on time for clinical.

Response	Frequency	Percent	Mean: 4.00
Agree	1	100.00	
Sometimes	0	0.00	
Agree			
Sometimes	0	0.00	
Disagree			
Disagree	0	0.00	
Not Applicable	0	0.00	

### 43. My clinical instructor encouraged me to make clinical judgments.

Response	Frequency	Percent	Mean: 4.00
Agree	1	100.00	
Sometimes	0	0.00	
Agree			
Sometimes	0	0.00	
Disagree			
Disagree	0	0.00	
Not Applicable	0	0.00	

### 44. My clinical instructor promoted an environment in which I felt respected.

Response	Frequency	Percent	Mean: 4.00
Agree	1	100.00	
Sometimes	0	0.00	
Agree			
Sometimes	0	0.00	
Disagree			
Disagree	0	0.00	
Not Applicable	0	0.00	

### 45. My clinical instructor demonstrated evidence of current nursing knowledge.

Response	Frequency	Percent	Mean: 4.00
Agree	1	100.00	
Sometimes	0	0.00	
Agree			
Sometimes	0	0.00	
Disagree			
Disagree	0	0.00	
Not Applicable	0	0.00	

**46. My clinical instructor demonstrated evidence of competency in nursing skills.**

Response	Frequency	Percent	Mean: 4.00
Agree	1	100.00	
Sometimes	0	0.00	
Agree			
Sometimes	0	0.00	
Disagree			
Disagree	0	0.00	
Not Applicable	0	0.00	

**48. My clinical instructor provided me with constructive feedback on my progress in clinical.**

Response	Frequency	Percent	Mean: 4.00
Agree	1	100.00	
Sometimes	0	0.00	
Agree			
Sometimes	0	0.00	
Disagree			
Disagree	0	0.00	
Not Applicable	0	0.00	

**50. My clinical instructor facilitated post-conference so that my understanding of concepts was enhanced.**

Response	Frequency	Percent	Mean: 4.00
Agree	1	100.00	
Sometimes	0	0.00	
Agree			
Sometimes	0	0.00	
Disagree			
Disagree	0	0.00	
Not Applicable	0	0.00	

**47. My clinical instructor was available for the supervision of invasive skills.**

Response	Frequency	Percent	Mean: 4.00
Agree	1	100.00	
Sometimes	0	0.00	
Agree			
Sometimes	0	0.00	
Disagree			
Disagree	0	0.00	
Not Applicable	0	0.00	

**49. My clinical instructor facilitated post-conference to enhance meeting of clinical objectives.**

Response	Frequency	Percent	Mean: 4.00
Agree	1	100.00	
Sometimes	0	0.00	
Agree			
Sometimes	0	0.00	
Disagree			
Disagree	0	0.00	
Not Applicable	0	0.00	

**51. My clinical instructor acted as a positive role model regarding patient safety, client advocacy, caring, cultural sensitivity, and collaboration.**

Response	Frequency	Percent	Mean: 4.00
Agree	1	100.00	
Sometimes	0	0.00	
Agree			
Sometimes	0	0.00	
Disagree			
Disagree	0	0.00	
Not Applicable	0	0.00	

# Trinity Valley Community College

## ADN Level III Evaluation - Fall 2014

by Instructor

Instructor: Larry Eustace

### 38. The facility provided an adequate orientation.

Response	Frequency	Percent	Mean: 4.00
Agree	1	100.00	
Sometimes	0	0.00	
Agree			
Sometimes	0	0.00	
Disagree			
Disagree	0	0.00	
Not Applicable	0	0.00	

### 39. During my clinical I had sufficient opportunities (quality and quantity) to meet course objectives.

Response	Frequency	Percent	Mean: 4.00
Agree	1	100.00	
Sometimes	0	0.00	
Agree			
Sometimes	0	0.00	
Disagree			
Disagree	0	0.00	
Not Applicable	0	0.00	

### 40. During my rotation, I was able to gain a deeper understanding of the selected concepts of the week.

Response	Frequency	Percent	Mean: 4.00
Agree	1	100.00	
Sometimes	0	0.00	
Agree			
Sometimes	0	0.00	
Disagree			
Disagree	0	0.00	
Not Applicable	0	0.00	

### 41. I had an overall positive learning experience at my clinical rotation.

Response	Frequency	Percent	Mean: 4.00
Agree	1	100.00	
Sometimes	0	0.00	
Agree			
Sometimes	0	0.00	
Disagree			
Disagree	0	0.00	
Not Applicable	0	0.00	

### 42. My clinical instructor was on time for clinical.

Response	Frequency	Percent	Mean: 4.00
Agree	1	100.00	
Sometimes	0	0.00	
Agree			
Sometimes	0	0.00	
Disagree			
Disagree	0	0.00	
Not Applicable	0	0.00	

### 43. My clinical instructor encouraged me to make clinical judgments.

Response	Frequency	Percent	Mean: 4.00
Agree	1	100.00	
Sometimes	0	0.00	
Agree			
Sometimes	0	0.00	
Disagree			
Disagree	0	0.00	
Not Applicable	0	0.00	

### 44. My clinical instructor promoted an environment in which I felt respected.

Response	Frequency	Percent	Mean: 1.00
Agree	0	0.00	
Sometimes	0	0.00	
Agree			
Sometimes	0	0.00	
Disagree			
Disagree	1	100.00	
Not Applicable	0	0.00	

### 45. My clinical instructor demonstrated evidence of current nursing knowledge.

Response	Frequency	Percent	Mean: 3.00
Agree	0	0.00	
Sometimes	1	100.00	
Agree			
Sometimes	0	0.00	
Disagree			
Disagree	0	0.00	
Not Applicable	0	0.00	

**46. My clinical instructor demonstrated evidence of competency in nursing skills.**

Response	Frequency	Percent	Mean: 4.00
Agree	1	100.00	
Sometimes	0	0.00	
Agree			
Sometimes	0	0.00	
Disagree			
Disagree	0	0.00	
Not Applicable	0	0.00	

**48. My clinical instructor provided me with constructive feedback on my progress in clinical.**

Response	Frequency	Percent	Mean: 2.00
Agree	0	0.00	
Sometimes	0	0.00	
Agree			
Sometimes	1	100.00	
Disagree			
Disagree	0	0.00	
Not Applicable	0	0.00	

**50. My clinical instructor facilitated post-conference so that my understanding of concepts was enhanced.**

Response	Frequency	Percent	Mean: 2.00
Agree	0	0.00	
Sometimes	0	0.00	
Agree			
Sometimes	1	100.00	
Disagree			
Disagree	0	0.00	
Not Applicable	0	0.00	

**47. My clinical instructor was available for the supervision of invasive skills.**

Response	Frequency	Percent	Mean: 3.00
Agree	0	0.00	
Sometimes	1	100.00	
Agree			
Sometimes	0	0.00	
Disagree			
Disagree	0	0.00	
Not Applicable	0	0.00	

**49. My clinical instructor facilitated post-conference to enhance meeting of clinical objectives.**

Response	Frequency	Percent	Mean: 4.00
Agree	1	100.00	
Sometimes	0	0.00	
Agree			
Sometimes	0	0.00	
Disagree			
Disagree	0	0.00	
Not Applicable	0	0.00	

**51. My clinical instructor acted as a positive role model regarding patient safety, client advocacy, caring, cultural sensitivity, and collaboration.**

Response	Frequency	Percent	Mean: 2.00
Agree	0	0.00	
Sometimes	0	0.00	
Agree			
Sometimes	1	100.00	
Disagree			
Disagree	0	0.00	
Not Applicable	0	0.00	

# Trinity Valley Community College

## ADN Level III Evaluation - Fall 2014

by Instructor

Instructor: Leslie Prater

### 38. The facility provided an adequate orientation.

Response	Frequency	Percent	Mean: 4.00
Agree	4	100.00	
Sometimes	0	0.00	
Agree			
Sometimes	0	0.00	
Disagree			
Disagree	0	0.00	
Not Applicable	0	0.00	

### 39. During my clinical I had sufficient opportunities (quality and quantity) to meet course objectives.

Response	Frequency	Percent	Mean: 4.00
Agree	4	100.00	
Sometimes	0	0.00	
Agree			
Sometimes	0	0.00	
Disagree			
Disagree	0	0.00	
Not Applicable	0	0.00	

### 40. During my rotation, I was able to gain a deeper understanding of the selected concepts of the week.

Response	Frequency	Percent	Mean: 4.00
Agree	4	100.00	
Sometimes	0	0.00	
Agree			
Sometimes	0	0.00	
Disagree			
Disagree	0	0.00	
Not Applicable	0	0.00	

### 41. I had an overall positive learning experience at my clinical rotation.

Response	Frequency	Percent	Mean: 4.00
Agree	4	100.00	
Sometimes	0	0.00	
Agree			
Sometimes	0	0.00	
Disagree			
Disagree	0	0.00	
Not Applicable	0	0.00	

### 42. My clinical instructor was on time for clinical.

Response	Frequency	Percent	Mean: 4.00
Agree	4	100.00	
Sometimes	0	0.00	
Agree			
Sometimes	0	0.00	
Disagree			
Disagree	0	0.00	
Not Applicable	0	0.00	

### 43. My clinical instructor encouraged me to make clinical judgments.

Response	Frequency	Percent	Mean: 4.00
Agree	4	100.00	
Sometimes	0	0.00	
Agree			
Sometimes	0	0.00	
Disagree			
Disagree	0	0.00	
Not Applicable	0	0.00	

### 44. My clinical instructor promoted an environment in which I felt respected.

Response	Frequency	Percent	Mean: 4.00
Agree	4	100.00	
Sometimes	0	0.00	
Agree			
Sometimes	0	0.00	
Disagree			
Disagree	0	0.00	
Not Applicable	0	0.00	

### 45. My clinical instructor demonstrated evidence of current nursing knowledge.

Response	Frequency	Percent	Mean: 4.00
Agree	4	100.00	
Sometimes	0	0.00	
Agree			
Sometimes	0	0.00	
Disagree			
Disagree	0	0.00	
Not Applicable	0	0.00	

**46. My clinical instructor demonstrated evidence of competency in nursing skills.**

Response	Frequency	Percent	Mean: 4.00
Agree	4	100.00	
Sometimes	0	0.00	
Agree			
Sometimes	0	0.00	
Disagree			
Disagree	0	0.00	
Not Applicable	0	0.00	

**48. My clinical instructor provided me with constructive feedback on my progress in clinical.**

Response	Frequency	Percent	Mean: 4.00
Agree	4	100.00	
Sometimes	0	0.00	
Agree			
Sometimes	0	0.00	
Disagree			
Disagree	0	0.00	
Not Applicable	0	0.00	

**50. My clinical instructor facilitated post-conference so that my understanding of concepts was enhanced.**

Response	Frequency	Percent	Mean: 4.00
Agree	4	100.00	
Sometimes	0	0.00	
Agree			
Sometimes	0	0.00	
Disagree			
Disagree	0	0.00	
Not Applicable	0	0.00	

**47. My clinical instructor was available for the supervision of invasive skills.**

Response	Frequency	Percent	Mean: 4.00
Agree	4	100.00	
Sometimes	0	0.00	
Agree			
Sometimes	0	0.00	
Disagree			
Disagree	0	0.00	
Not Applicable	0	0.00	

**49. My clinical instructor facilitated post-conference to enhance meeting of clinical objectives.**

Response	Frequency	Percent	Mean: 4.00
Agree	4	100.00	
Sometimes	0	0.00	
Agree			
Sometimes	0	0.00	
Disagree			
Disagree	0	0.00	
Not Applicable	0	0.00	

**51. My clinical instructor acted as a positive role model regarding patient safety, client advocacy, caring, cultural sensitivity, and collaboration.**

Response	Frequency	Percent	Mean: 4.00
Agree	4	100.00	
Sometimes	0	0.00	
Agree			
Sometimes	0	0.00	
Disagree			
Disagree	0	0.00	
Not Applicable	0	0.00	



# Trinity Valley Community College

## ADN Level III Evaluation - Fall 2014

by Instructor

Instructor: Robert Lumpkins

### 38. The facility provided an adequate orientation.

Response	Frequency	Percent	Mean: 4.00
Agree	1	100.00	
Sometimes	0	0.00	
Agree			
Sometimes	0	0.00	
Disagree			
Disagree	0	0.00	
Not Applicable	0	0.00	

### 39. During my clinical I had sufficient opportunities (quality and quantity) to meet course objectives.

Response	Frequency	Percent	Mean: 3.00
Agree	0	0.00	
Sometimes	1	100.00	
Agree			
Sometimes	0	0.00	
Disagree			
Disagree	0	0.00	
Not Applicable	0	0.00	

### 40. During my rotation, I was able to gain a deeper understanding of the selected concepts of the week.

Response	Frequency	Percent	Mean: 3.00
Agree	0	0.00	
Sometimes	1	100.00	
Agree			
Sometimes	0	0.00	
Disagree			
Disagree	0	0.00	
Not Applicable	0	0.00	

### 41. I had an overall positive learning experience at my clinical rotation.

Response	Frequency	Percent	Mean: 4.00
Agree	1	100.00	
Sometimes	0	0.00	
Agree			
Sometimes	0	0.00	
Disagree			
Disagree	0	0.00	
Not Applicable	0	0.00	

### 42. My clinical instructor was on time for clinical.

Response	Frequency	Percent	Mean: 4.00
Agree	1	100.00	
Sometimes	0	0.00	
Agree			
Sometimes	0	0.00	
Disagree			
Disagree	0	0.00	
Not Applicable	0	0.00	

### 43. My clinical instructor encouraged me to make clinical judgments.

Response	Frequency	Percent	Mean: 4.00
Agree	1	100.00	
Sometimes	0	0.00	
Agree			
Sometimes	0	0.00	
Disagree			
Disagree	0	0.00	
Not Applicable	0	0.00	

### 44. My clinical instructor promoted an environment in which I felt respected.

Response	Frequency	Percent	Mean: 4.00
Agree	1	100.00	
Sometimes	0	0.00	
Agree			
Sometimes	0	0.00	
Disagree			
Disagree	0	0.00	
Not Applicable	0	0.00	

### 45. My clinical instructor demonstrated evidence of current nursing knowledge.

Response	Frequency	Percent	Mean: 4.00
Agree	1	100.00	
Sometimes	0	0.00	
Agree			
Sometimes	0	0.00	
Disagree			
Disagree	0	0.00	
Not Applicable	0	0.00	

**46. My clinical instructor demonstrated evidence of competency in nursing skills.**

Response	Frequency	Percent	Mean: 4.00
Agree	1	100.00	
Sometimes	0	0.00	
Agree			
Sometimes	0	0.00	
Disagree			
Disagree	0	0.00	
Not Applicable	0	0.00	

**48. My clinical instructor provided me with constructive feedback on my progress in clinical.**

Response	Frequency	Percent	Mean: 4.00
Agree	1	100.00	
Sometimes	0	0.00	
Agree			
Sometimes	0	0.00	
Disagree			
Disagree	0	0.00	
Not Applicable	0	0.00	

**50. My clinical instructor facilitated post-conference so that my understanding of concepts was enhanced.**

Response	Frequency	Percent	Mean: 4.00
Agree	1	100.00	
Sometimes	0	0.00	
Agree			
Sometimes	0	0.00	
Disagree			
Disagree	0	0.00	
Not Applicable	0	0.00	

**47. My clinical instructor was available for the supervision of invasive skills.**

Response	Frequency	Percent	Mean: 4.00
Agree	1	100.00	
Sometimes	0	0.00	
Agree			
Sometimes	0	0.00	
Disagree			
Disagree	0	0.00	
Not Applicable	0	0.00	

**49. My clinical instructor facilitated post-conference to enhance meeting of clinical objectives.**

Response	Frequency	Percent	Mean: 4.00
Agree	1	100.00	
Sometimes	0	0.00	
Agree			
Sometimes	0	0.00	
Disagree			
Disagree	0	0.00	
Not Applicable	0	0.00	

**51. My clinical instructor acted as a positive role model regarding patient safety, client advocacy, caring, cultural sensitivity, and collaboration.**

Response	Frequency	Percent	Mean: 4.00
Agree	1	100.00	
Sometimes	0	0.00	
Agree			
Sometimes	0	0.00	
Disagree			
Disagree	0	0.00	
Not Applicable	0	0.00	

# Trinity Valley Community College

## ADN Level III Evaluation - Fall 2014

by Instructor

Instructor: Robin Roberts

### 38. The facility provided an adequate orientation.

Response	Frequency	Percent	Mean: 4.00
Agree	1	100.00	
Sometimes	0	0.00	
Agree			
Sometimes	0	0.00	
Disagree			
Disagree	0	0.00	
Not Applicable	0	0.00	

### 39. During my clinical I had sufficient opportunities (quality and quantity) to meet course objectives.

Response	Frequency	Percent	Mean: 1.00
Agree	0	0.00	
Sometimes	0	0.00	
Agree			
Sometimes	0	0.00	
Disagree			
Disagree	1	100.00	
Not Applicable	0	0.00	

### 40. During my rotation, I was able to gain a deeper understanding of the selected concepts of the week.

Response	Frequency	Percent	Mean: 1.00
Agree	0	0.00	
Sometimes	0	0.00	
Agree			
Sometimes	0	0.00	
Disagree			
Disagree	1	100.00	
Not Applicable	0	0.00	

### 41. I had an overall positive learning experience at my clinical rotation.

Response	Frequency	Percent	Mean: 4.00
Agree	1	100.00	
Sometimes	0	0.00	
Agree			
Sometimes	0	0.00	
Disagree			
Disagree	0	0.00	
Not Applicable	0	0.00	

### 42. My clinical instructor was on time for clinical.

Response	Frequency	Percent	Mean: 4.00
Agree	1	100.00	
Sometimes	0	0.00	
Agree			
Sometimes	0	0.00	
Disagree			
Disagree	0	0.00	
Not Applicable	0	0.00	

### 43. My clinical instructor encouraged me to make clinical judgments.

Response	Frequency	Percent	Mean: 4.00
Agree	1	100.00	
Sometimes	0	0.00	
Agree			
Sometimes	0	0.00	
Disagree			
Disagree	0	0.00	
Not Applicable	0	0.00	

### 44. My clinical instructor promoted an environment in which I felt respected.

Response	Frequency	Percent	Mean: 4.00
Agree	1	100.00	
Sometimes	0	0.00	
Agree			
Sometimes	0	0.00	
Disagree			
Disagree	0	0.00	
Not Applicable	0	0.00	

### 45. My clinical instructor demonstrated evidence of current nursing knowledge.

Response	Frequency	Percent	Mean: 4.00
Agree	1	100.00	
Sometimes	0	0.00	
Agree			
Sometimes	0	0.00	
Disagree			
Disagree	0	0.00	
Not Applicable	0	0.00	

**46. My clinical instructor demonstrated evidence of competency in nursing skills.**

Response	Frequency	Percent	Mean: 4.00
Agree	1	100.00	
Sometimes	0	0.00	
Agree			
Sometimes	0	0.00	
Disagree			
Disagree	0	0.00	
Not Applicable	0	0.00	

**48. My clinical instructor provided me with constructive feedback on my progress in clinical.**

Response	Frequency	Percent	Mean: 4.00
Agree	1	100.00	
Sometimes	0	0.00	
Agree			
Sometimes	0	0.00	
Disagree			
Disagree	0	0.00	
Not Applicable	0	0.00	

**50. My clinical instructor facilitated post-conference so that my understanding of concepts was enhanced.**

Response	Frequency	Percent	Mean: 4.00
Agree	1	100.00	
Sometimes	0	0.00	
Agree			
Sometimes	0	0.00	
Disagree			
Disagree	0	0.00	
Not Applicable	0	0.00	

**47. My clinical instructor was available for the supervision of invasive skills.**

Response	Frequency	Percent	Mean: 4.00
Agree	1	100.00	
Sometimes	0	0.00	
Agree			
Sometimes	0	0.00	
Disagree			
Disagree	0	0.00	
Not Applicable	0	0.00	

**49. My clinical instructor facilitated post-conference to enhance meeting of clinical objectives.**

Response	Frequency	Percent	Mean: 4.00
Agree	1	100.00	
Sometimes	0	0.00	
Agree			
Sometimes	0	0.00	
Disagree			
Disagree	0	0.00	
Not Applicable	0	0.00	

**51. My clinical instructor acted as a positive role model regarding patient safety, client advocacy, caring, cultural sensitivity, and collaboration.**

Response	Frequency	Percent	Mean: 4.00
Agree	1	100.00	
Sometimes	0	0.00	
Agree			
Sometimes	0	0.00	
Disagree			
Disagree	0	0.00	
Not Applicable	0	0.00	