

Trinity Valley Community College

ADN Level I Evaluation - Fall 2013

1. The concept objectives were clearly stated, measurable, and attainable.

Response	Frequency	Percent	Mean: 3.80
Agree	17	85.00	<div><div></div></div>
Sometimes	2	10.00	<div><div></div></div>
Agree			
Sometimes	1	5.00	<div><div></div></div>
Disagree			
Disagree	0	0.00	<div><div></div></div>
Not Applicable	0	0.00	<div><div></div></div>

2. The tests covered the concept objectives.

Response	Frequency	Percent	Mean: 3.70
Agree	14	70.00	<div><div></div></div>
Sometimes	6	30.00	<div><div></div></div>
Agree			
Sometimes	0	0.00	<div><div></div></div>
Disagree			
Disagree	0	0.00	<div><div></div></div>
Not Applicable	0	0.00	<div><div></div></div>

3. The classroom instructors presented current information about their concepts and key exemplars.

Response	Frequency	Percent	Mean: 3.65
Agree	13	65.00	<div><div></div></div>
Sometimes	7	35.00	<div><div></div></div>
Agree			
Sometimes	0	0.00	<div><div></div></div>
Disagree			
Disagree	0	0.00	<div><div></div></div>
Not Applicable	0	0.00	<div><div></div></div>

4. The classroom instructors were organized in their presentations.

Response	Frequency	Percent	Mean: 3.50
Agree	12	60.00	<div><div></div></div>
Sometimes	6	30.00	<div><div></div></div>
Agree			
Sometimes	2	10.00	<div><div></div></div>
Disagree			
Disagree	0	0.00	<div><div></div></div>
Not Applicable	0	0.00	<div><div></div></div>

5. The classroom presentations covered the concepts in depth.

Response	Frequency	Percent	Mean: 3.20
Agree	8	40.00	<div><div></div></div>
Sometimes	8	40.00	<div><div></div></div>
Agree			
Sometimes	4	20.00	<div><div></div></div>
Disagree			
Disagree	0	0.00	<div><div></div></div>
Not Applicable	0	0.00	<div><div></div></div>

6. The classroom instructors asked questions during class which stimulated discussion and critical thinking.

Response	Frequency	Percent	Mean: 3.60
Agree	13	65.00	<div><div></div></div>
Sometimes	6	30.00	<div><div></div></div>
Agree			
Sometimes	1	5.00	<div><div></div></div>
Disagree			
Disagree	0	0.00	<div><div></div></div>
Not Applicable	0	0.00	<div><div></div></div>






7. The classroom instructors answered my questions satisfactorily.

Response	Frequency	Percent	Mean: 3.55
Agree	12	60.00	<div><div></div></div>
Sometimes	7	35.00	<div><div></div></div>
Agree			
Sometimes	1	5.00	<div><div></div></div>
Disagree			
Disagree	0	0.00	<div><div></div></div>
Not Applicable	0	0.00	<div><div></div></div>






8. The classroom instructors used a variety of interactive activities to help students gain a deeper understanding of the concepts and exemplars.

Response	Frequency	Percent	Mean: 3.45
Agree	9	45.00	<div><div></div></div>
Sometimes	11	55.00	<div><div></div></div>
Agree			
Sometimes	0	0.00	<div><div></div></div>
Disagree			
Disagree	0	0.00	<div><div></div></div>
Not Applicable	0	0.00	<div><div></div></div>






9. I felt engaged during the classroom presentations and activities.

Response	Frequency	Percent	Mean: 3.35
Agree	8	40.00	
Sometimes Agree	11	55.00	
Sometimes Disagree	1	5.00	
Disagree	0	0.00	
Not Applicable	0	0.00	






11. I was able to get help in obtaining and using library resources if I needed it.

Response	Frequency	Percent	Mean: 3.26
Agree	14	73.68	
Sometimes Agree	2	10.53	
Sometimes Disagree	0	0.00	
Disagree	0	0.00	
Not Applicable	3	15.79	






13. Blackboard resources and activities helped me in meeting the course objectives/requirements.

Response	Frequency	Percent	Mean: 3.58
Agree	12	63.16	
Sometimes Agree	6	31.58	
Sometimes Disagree	1	5.26	
Disagree	0	0.00	
Not Applicable	0	0.00	






15. I received an adequate orientation to Blackboard.

Response	Frequency	Percent	Mean: 3.53
Agree	15	78.95	
Sometimes Agree	2	10.53	
Sometimes Disagree	0	0.00	
Disagree	1	5.26	
Not Applicable	1	5.26	






10. I have improved my understanding of concepts and principles related to patient care by the instructors' presentations.

Response	Frequency	Percent	Mean: 3.65
Agree	14	70.00	
Sometimes Agree	5	25.00	
Sometimes Disagree	1	5.00	
Disagree	0	0.00	
Not Applicable	0	0.00	






12. Learning resources are current, comprehensive, use contemporary technology, accessible and available in a timely manner.

Response	Frequency	Percent	Mean: 3.67
Agree	14	77.78	
Sometimes Agree	2	11.11	
Sometimes Disagree	2	11.11	
Disagree	0	0.00	
Not Applicable	0	0.00	

14. Support for accessing Blackboard was available if I needed it.

Response	Frequency	Percent	Mean: 3.53
Agree	16	84.21	
Sometimes Agree	1	5.26	
Sometimes Disagree	0	0.00	
Disagree	0	0.00	
Not Applicable	2	10.53	

16. The Medical-Surgical Textbook was easy to understand and provided adequate information to meet the course objectives.

Response	Frequency	Percent	Mean: 3.58
Agree	12	63.16	
Sometimes Agree	6	31.58	
Sometimes Disagree	1	5.26	
Disagree	0	0.00	
Not Applicable	0	0.00	

17. The Pediatric/Obstetrics Textbook was easy to understand and provided adequate information to meet the course objectives.

Response	Frequency	Percent	Mean: 2.32
Agree	8	42.11	<div><div></div></div>
Sometimes Agree	4	21.05	<div><div></div></div>
Sometimes Disagree	0	0.00	<div><div></div></div>
Disagree	0	0.00	<div><div></div></div>
Not Applicable	7	36.84	<div><div></div></div>

19. The Pharmacology Textbook was easy to understand and provided adequate information to meet the course objectives.

Response	Frequency	Percent	Mean: 2.84
Agree	11	57.89	<div><div></div></div>
Sometimes Agree	3	15.79	<div><div></div></div>
Sometimes Disagree	0	0.00	<div><div></div></div>
Disagree	1	5.26	<div><div></div></div>
Not Applicable	4	21.05	<div><div></div></div>

21. The Health Assessment Textbook was easy to understand and provided adequate information to meet the course objectives.

Response	Frequency	Percent	Mean: 3.84
Agree	16	84.21	<div><div></div></div>
Sometimes Agree	3	15.79	<div><div></div></div>
Sometimes Disagree	0	0.00	<div><div></div></div>
Disagree	0	0.00	<div><div></div></div>
Not Applicable	0	0.00	<div><div></div></div>

23. The E-books were easy to navigate and helpful to me during the semester.

Response	Frequency	Percent	Mean: 3.05
Agree	11	55.00	<div><div></div></div>
Sometimes Agree	5	25.00	<div><div></div></div>
Sometimes Disagree	1	5.00	<div><div></div></div>
Disagree	0	0.00	<div><div></div></div>
Not Applicable	3	15.00	<div><div></div></div>

18. The Psychiatric Textbook was easy to understand and provided adequate information to meet the course objectives.

Response	Frequency	Percent	Mean: 2.74
Agree	11	57.89	<div><div></div></div>
Sometimes Agree	2	10.53	<div><div></div></div>
Sometimes Disagree	1	5.26	<div><div></div></div>
Disagree	0	0.00	<div><div></div></div>
Not Applicable	5	26.32	<div><div></div></div>

20. The Fundamentals Textbook was easy to understand and provided adequate information to meet the course objectives.

Response	Frequency	Percent	Mean: 4.00
Agree	19	100.00	<div><div></div></div>
Sometimes Agree	0	0.00	<div><div></div></div>
Sometimes Disagree	0	0.00	<div><div></div></div>
Disagree	0	0.00	<div><div></div></div>
Not Applicable	0	0.00	<div><div></div></div>

22. The Trends & Issues Textbook was easy to understand and provided adequate information to meet the course objectives.

Response	Frequency	Percent	Mean: 2.74
Agree	12	63.16	<div><div></div></div>
Sometimes Agree	1	5.26	<div><div></div></div>
Sometimes Disagree	0	0.00	<div><div></div></div>
Disagree	1	5.26	<div><div></div></div>
Not Applicable	5	26.32	<div><div></div></div>

24. The Neighborhood helped me to develop my nursing knowledge and clinical judgment.

Response	Frequency	Percent	Mean: 2.80
Agree	7	35.00	<div><div></div></div>
Sometimes Agree	4	20.00	<div><div></div></div>
Sometimes Disagree	7	35.00	<div><div></div></div>
Disagree	2	10.00	<div><div></div></div>
Not Applicable	0	0.00	<div><div></div></div>

25. My Nursing Lab helped me prepare for class and skills lab.

Response	Frequency	Percent	Mean: 3.35
Agree	14	70.00	<div><div></div></div>
Sometimes	1	5.00	<div><div></div></div>
Agree			
Sometimes	3	15.00	<div><div></div></div>
Disagree			
Disagree	2	10.00	<div><div></div></div>
Not Applicable	0	0.00	<div><div></div></div>

27. Prep-U helped me to see if I was prepared for the exams.

Response	Frequency	Percent	Mean: 3.60
Agree	12	60.00	<div><div></div></div>
Sometimes	8	40.00	<div><div></div></div>
Agree			
Sometimes	0	0.00	<div><div></div></div>
Disagree			
Disagree	0	0.00	<div><div></div></div>
Not Applicable	0	0.00	<div><div></div></div>

26. The Cerner Electronic Health Record (EHR) helped me to develop my documentation skills.

Response	Frequency	Percent	Mean: 3.80
Agree	17	85.00	<div><div></div></div>
Sometimes	2	10.00	<div><div></div></div>
Agree			
Sometimes	1	5.00	<div><div></div></div>
Disagree			
Disagree	0	0.00	<div><div></div></div>
Not Applicable	0	0.00	<div><div></div></div>

28. The semester syllabus was easy to understand and provided adequate information to guide my progress through the semester.

Response	Frequency	Percent	Mean: 3.80
Agree	17	85.00	<div><div></div></div>
Sometimes	2	10.00	<div><div></div></div>
Agree			
Sometimes	1	5.00	<div><div></div></div>
Disagree			
Disagree	0	0.00	<div><div></div></div>
Not Applicable	0	0.00	<div><div></div></div>

Trinity Valley Community College

ADN Level I Evaluation - Fall 2013

by Facility

Beacon Harbor

29. I felt welcomed at the clinical site by the nurses.

Response	Frequency	Percent	Mean: 3.50
Agree	1	50.00	<div><div></div></div>
Sometimes Agree	1	50.00	<div><div></div></div>
Sometimes Disagree	0	0.00	<div><div></div></div>
Disagree	0	0.00	<div><div></div></div>
Not Applicable	0	0.00	<div><div></div></div>

30. The facility staff demonstrated professional behaviors.

Response	Frequency	Percent	Mean: 3.00
Agree	0	0.00	<div><div></div></div>
Sometimes Agree	2	100.00	<div><div></div></div>
Sometimes Disagree	0	0.00	<div><div></div></div>
Disagree	0	0.00	<div><div></div></div>
Not Applicable	0	0.00	<div><div></div></div>

31. I had adequate opportunities to complete the focused concept assignments.

Response	Frequency	Percent	Mean: 4.00
Agree	2	100.00	<div><div></div></div>
Sometimes Agree	0	0.00	<div><div></div></div>
Sometimes Disagree	0	0.00	<div><div></div></div>
Disagree	0	0.00	<div><div></div></div>
Not Applicable	0	0.00	<div><div></div></div>

32. The focused assignments helped to reinforce what I had learned about concepts in class.

Response	Frequency	Percent	Mean: 4.00
Agree	2	100.00	<div><div></div></div>
Sometimes Agree	0	0.00	<div><div></div></div>
Sometimes Disagree	0	0.00	<div><div></div></div>
Disagree	0	0.00	<div><div></div></div>
Not Applicable	0	0.00	<div><div></div></div>

33. I had the opportunity to perform several assessments on the residents.

Response	Frequency	Percent	Mean: 4.00
Agree	2	100.00	<div><div></div></div>
Sometimes Agree	0	0.00	<div><div></div></div>
Sometimes Disagree	0	0.00	<div><div></div></div>
Disagree	0	0.00	<div><div></div></div>
Not Applicable	0	0.00	<div><div></div></div>

34. During my rotation, I was able to perform a variety of basic skills.

Response	Frequency	Percent	Mean: 4.00
Agree	2	100.00	<div><div></div></div>
Sometimes Agree	0	0.00	<div><div></div></div>
Sometimes Disagree	0	0.00	<div><div></div></div>
Disagree	0	0.00	<div><div></div></div>
Not Applicable	0	0.00	<div><div></div></div>

35. During my rotation, I was able to interact with the facility staff.

Response	Frequency	Percent	Mean: 4.00
Agree	2	100.00	<div><div></div></div>
Sometimes Agree	0	0.00	<div><div></div></div>
Sometimes Disagree	0	0.00	<div><div></div></div>
Disagree	0	0.00	<div><div></div></div>
Not Applicable	0	0.00	<div><div></div></div>

36. The facility provided an adequate orientation.

Response	Frequency	Percent	Mean: 3.00
Agree	1	50.00	<div><div></div></div>
Sometimes Agree	0	0.00	<div><div></div></div>
Sometimes Disagree	1	50.00	<div><div></div></div>
Disagree	0	0.00	<div><div></div></div>
Not Applicable	0	0.00	<div><div></div></div>

37. During my clinical I had sufficient opportunities (quality and quantity) to meet course objectives.

Response	Frequency	Percent	Mean: 4.00
Agree	2	100.00	
Sometimes	0	0.00	
Agree			
Sometimes	0	0.00	
Disagree			
Disagree	0	0.00	
Not Applicable	0	0.00	

38. I had an overall positive learning experience at my clinical rotation.

Response	Frequency	Percent	Mean: 4.00
Agree	2	100.00	
Sometimes	0	0.00	
Agree			
Sometimes	0	0.00	
Disagree			
Disagree	0	0.00	
Not Applicable	0	0.00	

Trinity Valley Community College

ADN Level I Evaluation - Fall 2013

by Facility

Ennis Care Center

29. I felt welcomed at the clinical site by the nurses.

Response	Frequency	Percent	Mean: 3.00
Agree	2	66.67	<div><div></div></div>
Sometimes	0	0.00	<div><div></div></div>
Agree			
Sometimes	0	0.00	<div><div></div></div>
Disagree			
Disagree	1	33.33	<div><div></div></div>
Not Applicable	0	0.00	<div><div></div></div>

30. The facility staff demonstrated professional behaviors.

Response	Frequency	Percent	Mean: 2.67
Agree	0	0.00	<div><div></div></div>
Sometimes	2	66.67	<div><div></div></div>
Agree			
Sometimes	1	33.33	<div><div></div></div>
Disagree			
Disagree	0	0.00	<div><div></div></div>
Not Applicable	0	0.00	<div><div></div></div>

31. I had adequate opportunities to complete the focused concept assignments.

Response	Frequency	Percent	Mean: 3.67
Agree	2	66.67	<div><div></div></div>
Sometimes	1	33.33	<div><div></div></div>
Agree			
Sometimes	0	0.00	<div><div></div></div>
Disagree			
Disagree	0	0.00	<div><div></div></div>
Not Applicable	0	0.00	<div><div></div></div>

32. The focused assignments helped to reinforce what I had learned about concepts in class.

Response	Frequency	Percent	Mean: 3.67
Agree	2	66.67	<div><div></div></div>
Sometimes	1	33.33	<div><div></div></div>
Agree			
Sometimes	0	0.00	<div><div></div></div>
Disagree			
Disagree	0	0.00	<div><div></div></div>
Not Applicable	0	0.00	<div><div></div></div>

33. I had the opportunity to perform several assessments on the residents.

Response	Frequency	Percent	Mean: 4.00
Agree	3	100.00	<div><div></div></div>
Sometimes	0	0.00	<div><div></div></div>
Agree			
Sometimes	0	0.00	<div><div></div></div>
Disagree			
Disagree	0	0.00	<div><div></div></div>
Not Applicable	0	0.00	<div><div></div></div>

34. During my rotation, I was able to perform a variety of basic skills.

Response	Frequency	Percent	Mean: 3.67
Agree	2	66.67	<div><div></div></div>
Sometimes	1	33.33	<div><div></div></div>
Agree			
Sometimes	0	0.00	<div><div></div></div>
Disagree			
Disagree	0	0.00	<div><div></div></div>
Not Applicable	0	0.00	<div><div></div></div>

35. During my rotation, I was able to interact with the facility staff.

Response	Frequency	Percent	Mean: 3.33
Agree	2	66.67	<div><div></div></div>
Sometimes	0	0.00	<div><div></div></div>
Agree			
Sometimes	1	33.33	<div><div></div></div>
Disagree			
Disagree	0	0.00	<div><div></div></div>
Not Applicable	0	0.00	<div><div></div></div>

36. The facility provided an adequate orientation.

Response	Frequency	Percent	Mean: 4.00
Agree	3	100.00	<div><div></div></div>
Sometimes	0	0.00	<div><div></div></div>
Agree			
Sometimes	0	0.00	<div><div></div></div>
Disagree			
Disagree	0	0.00	<div><div></div></div>
Not Applicable	0	0.00	<div><div></div></div>

37. During my clinical I had sufficient opportunities (quality and quantity) to meet course objectives.

Response	Frequency	Percent	Mean: 4.00
Agree	2	100.00	
Sometimes	0	0.00	
Agree			
Sometimes	0	0.00	
Disagree			
Disagree	0	0.00	
Not Applicable	0	0.00	

38. I had an overall positive learning experience at my clinical rotation.

Response	Frequency	Percent	Mean: 4.00
Agree	3	100.00	
Sometimes	0	0.00	
Agree			
Sometimes	0	0.00	
Disagree			
Disagree	0	0.00	
Not Applicable	0	0.00	

Trinity Valley Community College

ADN Level I Evaluation - Fall 2013

by Facility

Kemp Care Center

29. I felt welcomed at the clinical site by the nurses.

Response	Frequency	Percent	Mean: 3.00
Agree	0	0.00	<div></div>
Sometimes Agree	3	100.00	<div></div>
Sometimes Disagree	0	0.00	<div></div>
Disagree	0	0.00	<div></div>
Not Applicable	0	0.00	<div></div>

30. The facility staff demonstrated professional behaviors.

Response	Frequency	Percent	Mean: 2.33
Agree	0	0.00	<div></div>
Sometimes Agree	1	33.33	<div></div>
Sometimes Disagree	2	66.67	<div></div>
Disagree	0	0.00	<div></div>
Not Applicable	0	0.00	<div></div>

31. I had adequate opportunities to complete the focused concept assignments.

Response	Frequency	Percent	Mean: 3.67
Agree	2	66.67	<div></div>
Sometimes Agree	1	33.33	<div></div>
Sometimes Disagree	0	0.00	<div></div>
Disagree	0	0.00	<div></div>
Not Applicable	0	0.00	<div></div>

32. The focused assignments helped to reinforce what I had learned about concepts in class.

Response	Frequency	Percent	Mean: 3.67
Agree	2	66.67	<div></div>
Sometimes Agree	1	33.33	<div></div>
Sometimes Disagree	0	0.00	<div></div>
Disagree	0	0.00	<div></div>
Not Applicable	0	0.00	<div></div>

33. I had the opportunity to perform several assessments on the residents.

Response	Frequency	Percent	Mean: 3.67
Agree	2	66.67	<div></div>
Sometimes Agree	1	33.33	<div></div>
Sometimes Disagree	0	0.00	<div></div>
Disagree	0	0.00	<div></div>
Not Applicable	0	0.00	<div></div>

34. During my rotation, I was able to perform a variety of basic skills.

Response	Frequency	Percent	Mean: 3.00
Agree	1	33.33	<div></div>
Sometimes Agree	1	33.33	<div></div>
Sometimes Disagree	1	33.33	<div></div>
Disagree	0	0.00	<div></div>
Not Applicable	0	0.00	<div></div>

35. During my rotation, I was able to interact with the facility staff.

Response	Frequency	Percent	Mean: 3.67
Agree	2	66.67	<div></div>
Sometimes Agree	1	33.33	<div></div>
Sometimes Disagree	0	0.00	<div></div>
Disagree	0	0.00	<div></div>
Not Applicable	0	0.00	<div></div>

36. The facility provided an adequate orientation.

Response	Frequency	Percent	Mean: 2.67
Agree	1	33.33	<div></div>
Sometimes Agree	1	33.33	<div></div>
Sometimes Disagree	0	0.00	<div></div>
Disagree	1	33.33	<div></div>
Not Applicable	0	0.00	<div></div>

37. During my clinical I had sufficient opportunities (quality and quantity) to meet course objectives.

Response	Frequency	Percent	Mean: 3.33
Agree	1	33.33	<div><div></div></div>
Sometimes	2	66.67	<div><div></div></div>
Agree			
Sometimes	0	0.00	<div><div></div></div>
Disagree			
Disagree	0	0.00	<div><div></div></div>
Not Applicable	0	0.00	<div><div></div></div>

38. I had an overall positive learning experience at my clinical rotation.

Response	Frequency	Percent	Mean: 4.00
Agree	3	100.00	<div><div></div></div>
Sometimes	0	0.00	<div><div></div></div>
Agree			
Sometimes	0	0.00	<div><div></div></div>
Disagree			
Disagree	0	0.00	<div><div></div></div>
Not Applicable	0	0.00	<div><div></div></div>

Trinity Valley Community College

ADN Level I Evaluation - Fall 2013

by Facility

South Place

29. I felt welcomed at the clinical site by the nurses.

Response	Frequency	Percent	Mean: 4.00
Agree	3	100.00	<div></div>
Sometimes	0	0.00	<div></div>
Agree			
Sometimes	0	0.00	<div></div>
Disagree			
Disagree	0	0.00	<div></div>
Not Applicable	0	0.00	<div></div>

30. The facility staff demonstrated professional behaviors.

Response	Frequency	Percent	Mean: 3.67
Agree	2	66.67	<div></div>
Sometimes	1	33.33	<div></div>
Agree			
Sometimes	0	0.00	<div></div>
Disagree			
Disagree	0	0.00	<div></div>
Not Applicable	0	0.00	<div></div>

31. I had adequate opportunities to complete the focused concept assignments.

Response	Frequency	Percent	Mean: 4.00
Agree	3	100.00	<div></div>
Sometimes	0	0.00	<div></div>
Agree			
Sometimes	0	0.00	<div></div>
Disagree			
Disagree	0	0.00	<div></div>
Not Applicable	0	0.00	<div></div>

32. The focused assignments helped to reinforce what I had learned about concepts in class.

Response	Frequency	Percent	Mean: 3.33
Agree	1	33.33	<div></div>
Sometimes	2	66.67	<div></div>
Agree			
Sometimes	0	0.00	<div></div>
Disagree			
Disagree	0	0.00	<div></div>
Not Applicable	0	0.00	<div></div>

33. I had the opportunity to perform several assessments on the residents.

Response	Frequency	Percent	Mean: 4.00
Agree	3	100.00	<div></div>
Sometimes	0	0.00	<div></div>
Agree			
Sometimes	0	0.00	<div></div>
Disagree			
Disagree	0	0.00	<div></div>
Not Applicable	0	0.00	<div></div>

34. During my rotation, I was able to perform a variety of basic skills.

Response	Frequency	Percent	Mean: 4.00
Agree	3	100.00	<div></div>
Sometimes	0	0.00	<div></div>
Agree			
Sometimes	0	0.00	<div></div>
Disagree			
Disagree	0	0.00	<div></div>
Not Applicable	0	0.00	<div></div>

35. During my rotation, I was able to interact with the facility staff.

Response	Frequency	Percent	Mean: 4.00
Agree	3	100.00	<div></div>
Sometimes	0	0.00	<div></div>
Agree			
Sometimes	0	0.00	<div></div>
Disagree			
Disagree	0	0.00	<div></div>
Not Applicable	0	0.00	<div></div>

36. The facility provided an adequate orientation.

Response	Frequency	Percent	Mean: 4.00
Agree	3	100.00	<div></div>
Sometimes	0	0.00	<div></div>
Agree			
Sometimes	0	0.00	<div></div>
Disagree			
Disagree	0	0.00	<div></div>
Not Applicable	0	0.00	<div></div>

37. During my clinical I had sufficient opportunities (quality and quantity) to meet course objectives.

Response	Frequency	Percent	Mean: 4.00
Agree	3	100.00	
Sometimes	0	0.00	
Agree			
Sometimes	0	0.00	
Disagree			
Disagree	0	0.00	
Not Applicable	0	0.00	

38. I had an overall positive learning experience at my clinical rotation.

Response	Frequency	Percent	Mean: 4.00
Agree	3	100.00	
Sometimes	0	0.00	
Agree			
Sometimes	0	0.00	
Disagree			
Disagree	0	0.00	
Not Applicable	0	0.00	

Trinity Valley Community College

ADN Level I Evaluation - Fall 2013

by Facility

Sunflower Park Nursing Home

29. I felt welcomed at the clinical site by the nurses.

Response	Frequency	Percent	Mean: 3.67
Agree	2	66.67	<div><div></div></div>
Sometimes Agree	1	33.33	<div><div></div></div>
Sometimes Disagree	0	0.00	<div><div></div></div>
Disagree	0	0.00	<div><div></div></div>
Not Applicable	0	0.00	<div><div></div></div>

30. The facility staff demonstrated professional behaviors.

Response	Frequency	Percent	Mean: 4.00
Agree	3	100.00	<div><div></div></div>
Sometimes Agree	0	0.00	<div><div></div></div>
Sometimes Disagree	0	0.00	<div><div></div></div>
Disagree	0	0.00	<div><div></div></div>
Not Applicable	0	0.00	<div><div></div></div>

31. I had adequate opportunities to complete the focused concept assignments.

Response	Frequency	Percent	Mean: 3.67
Agree	2	66.67	<div><div></div></div>
Sometimes Agree	1	33.33	<div><div></div></div>
Sometimes Disagree	0	0.00	<div><div></div></div>
Disagree	0	0.00	<div><div></div></div>
Not Applicable	0	0.00	<div><div></div></div>

32. The focused assignments helped to reinforce what I had learned about concepts in class.

Response	Frequency	Percent	Mean: 3.67
Agree	2	66.67	<div><div></div></div>
Sometimes Agree	1	33.33	<div><div></div></div>
Sometimes Disagree	0	0.00	<div><div></div></div>
Disagree	0	0.00	<div><div></div></div>
Not Applicable	0	0.00	<div><div></div></div>

33. I had the opportunity to perform several assessments on the residents.

Response	Frequency	Percent	Mean: 4.00
Agree	3	100.00	<div><div></div></div>
Sometimes Agree	0	0.00	<div><div></div></div>
Sometimes Disagree	0	0.00	<div><div></div></div>
Disagree	0	0.00	<div><div></div></div>
Not Applicable	0	0.00	<div><div></div></div>

34. During my rotation, I was able to perform a variety of basic skills.

Response	Frequency	Percent	Mean: 3.67
Agree	2	66.67	<div><div></div></div>
Sometimes Agree	1	33.33	<div><div></div></div>
Sometimes Disagree	0	0.00	<div><div></div></div>
Disagree	0	0.00	<div><div></div></div>
Not Applicable	0	0.00	<div><div></div></div>

35. During my rotation, I was able to interact with the facility staff.

Response	Frequency	Percent	Mean: 4.00
Agree	3	100.00	<div><div></div></div>
Sometimes Agree	0	0.00	<div><div></div></div>
Sometimes Disagree	0	0.00	<div><div></div></div>
Disagree	0	0.00	<div><div></div></div>
Not Applicable	0	0.00	<div><div></div></div>

36. The facility provided an adequate orientation.

Response	Frequency	Percent	Mean: 3.67
Agree	2	66.67	<div><div></div></div>
Sometimes Agree	1	33.33	<div><div></div></div>
Sometimes Disagree	0	0.00	<div><div></div></div>
Disagree	0	0.00	<div><div></div></div>
Not Applicable	0	0.00	<div><div></div></div>

37. During my clinical I had sufficient opportunities (quality and quantity) to meet course objectives.

Response	Frequency	Percent	Mean: 4.00
Agree	3	100.00	
Sometimes	0	0.00	
Agree			
Sometimes	0	0.00	
Disagree			
Disagree	0	0.00	
Not Applicable	0	0.00	

38. I had an overall positive learning experience at my clinical rotation.

Response	Frequency	Percent	Mean: 4.00
Agree	3	100.00	
Sometimes	0	0.00	
Agree			
Sometimes	0	0.00	
Disagree			
Disagree	0	0.00	
Not Applicable	0	0.00	

Trinity Valley Community College

ADN Level I Evaluation - Fall 2013

by Facility

Windsor Care Center

29. I felt welcomed at the clinical site by the nurses.

Response	Frequency	Percent	Mean: 2.67
Agree	0	0.00	<div></div>
Sometimes Agree	4	66.67	<div></div>
Sometimes Disagree	2	33.33	<div></div>
Disagree	0	0.00	<div></div>
Not Applicable	0	0.00	<div></div>

30. The facility staff demonstrated professional behaviors.

Response	Frequency	Percent	Mean: 2.67
Agree	0	0.00	<div></div>
Sometimes Agree	4	66.67	<div></div>
Sometimes Disagree	2	33.33	<div></div>
Disagree	0	0.00	<div></div>
Not Applicable	0	0.00	<div></div>

31. I had adequate opportunities to complete the focused concept assignments.

Response	Frequency	Percent	Mean: 2.83
Agree	2	33.33	<div></div>
Sometimes Agree	2	33.33	<div></div>
Sometimes Disagree	1	16.67	<div></div>
Disagree	1	16.67	<div></div>
Not Applicable	0	0.00	<div></div>

32. The focused assignments helped to reinforce what I had learned about concepts in class.

Response	Frequency	Percent	Mean: 3.17
Agree	2	33.33	<div></div>
Sometimes Agree	3	50.00	<div></div>
Sometimes Disagree	1	16.67	<div></div>
Disagree	0	0.00	<div></div>
Not Applicable	0	0.00	<div></div>

33. I had the opportunity to perform several assessments on the residents.

Response	Frequency	Percent	Mean: 3.17
Agree	2	33.33	<div></div>
Sometimes Agree	3	50.00	<div></div>
Sometimes Disagree	1	16.67	<div></div>
Disagree	0	0.00	<div></div>
Not Applicable	0	0.00	<div></div>

34. During my rotation, I was able to perform a variety of basic skills.

Response	Frequency	Percent	Mean: 3.67
Agree	4	66.67	<div></div>
Sometimes Agree	2	33.33	<div></div>
Sometimes Disagree	0	0.00	<div></div>
Disagree	0	0.00	<div></div>
Not Applicable	0	0.00	<div></div>

35. During my rotation, I was able to interact with the facility staff.

Response	Frequency	Percent	Mean: 3.17
Agree	3	50.00	<div></div>
Sometimes Agree	2	33.33	<div></div>
Sometimes Disagree	0	0.00	<div></div>
Disagree	1	16.67	<div></div>
Not Applicable	0	0.00	<div></div>

36. The facility provided an adequate orientation.

Response	Frequency	Percent	Mean: 3.50
Agree	3	50.00	<div></div>
Sometimes Agree	3	50.00	<div></div>
Sometimes Disagree	0	0.00	<div></div>
Disagree	0	0.00	<div></div>
Not Applicable	0	0.00	<div></div>

37. During my clinical I had sufficient opportunities (quality and quantity) to meet course objectives.

Response	Frequency	Percent	Mean: 3.33
Agree	4	66.67	<div><div></div></div>
Sometimes	0	0.00	<div><div></div></div>
Agree			
Sometimes	2	33.33	<div><div></div></div>
Disagree			
Disagree	0	0.00	<div><div></div></div>
Not Applicable	0	0.00	<div><div></div></div>

38. I had an overall positive learning experience at my clinical rotation.

Response	Frequency	Percent	Mean: 3.50
Agree	3	50.00	<div><div></div></div>
Sometimes	3	50.00	<div><div></div></div>
Agree			
Sometimes	0	0.00	<div><div></div></div>
Disagree			
Disagree	0	0.00	<div><div></div></div>
Not Applicable	0	0.00	<div><div></div></div>

Trinity Valley Community College

ADN Level I Evaluation - Fall 2013

by Instructor

David Dausman

39. My clinical instructor was on time for clinical.

Response	Frequency	Percent	Mean: 4.00
Agree	5	100.00	<div></div>
Sometimes	0	0.00	<div></div>
Agree			
Sometimes	0	0.00	<div></div>
Disagree			
Disagree	0	0.00	<div></div>
Not Applicable	0	0.00	<div></div>

40. My clinical instructor promoted an environment in which I felt respected.

Response	Frequency	Percent	Mean: 4.00
Agree	5	100.00	<div></div>
Sometimes	0	0.00	<div></div>
Agree			
Sometimes	0	0.00	<div></div>
Disagree			
Disagree	0	0.00	<div></div>
Not Applicable	0	0.00	<div></div>

41. My clinical instructor demonstrated evidence of current nursing knowledge.

Response	Frequency	Percent	Mean: 3.60
Agree	4	80.00	<div></div>
Sometimes	0	0.00	<div></div>
Agree			
Sometimes	1	20.00	<div></div>
Disagree			
Disagree	0	0.00	<div></div>
Not Applicable	0	0.00	<div></div>

42. My clinical instructor demonstrated evidence of competency in nursing skills.

Response	Frequency	Percent	Mean: 3.60
Agree	4	80.00	<div></div>
Sometimes	0	0.00	<div></div>
Agree			
Sometimes	1	20.00	<div></div>
Disagree			
Disagree	0	0.00	<div></div>
Not Applicable	0	0.00	<div></div>

43. My clinical instructor was available for the supervision of skills.

Response	Frequency	Percent	Mean: 4.00
Agree	5	100.00	<div></div>
Sometimes	0	0.00	<div></div>
Agree			
Sometimes	0	0.00	<div></div>
Disagree			
Disagree	0	0.00	<div></div>
Not Applicable	0	0.00	<div></div>

44. My clinical instructor provided me with constructive feedback on my progress in clinical.

Response	Frequency	Percent	Mean: 4.00
Agree	5	100.00	<div></div>
Sometimes	0	0.00	<div></div>
Agree			
Sometimes	0	0.00	<div></div>
Disagree			
Disagree	0	0.00	<div></div>
Not Applicable	0	0.00	<div></div>

45. My clinical instructor facilitated post-conference to enhance meeting of clinical objectives.

Response	Frequency	Percent	Mean: 4.00
Agree	5	100.00	<div></div>
Sometimes	0	0.00	<div></div>
Agree			
Sometimes	0	0.00	<div></div>
Disagree			
Disagree	0	0.00	<div></div>
Not Applicable	0	0.00	<div></div>

46. My clinical instructor acted as a positive role model regarding patient safety, client advocacy, caring, cultural sensitivity, and collaboration.

Response	Frequency	Percent	Mean: 4.00
Agree	5	100.00	<div></div>
Sometimes	0	0.00	<div></div>
Agree			
Sometimes	0	0.00	<div></div>
Disagree			
Disagree	0	0.00	<div></div>
Not Applicable	0	0.00	<div></div>

Trinity Valley Community College

ADN Level I Evaluation - Fall 2013

by Instructor

Deborah Jones

39. My clinical instructor was on time for clinical.

Response	Frequency	Percent	Mean: 4.00
Agree	1	100.00	
Sometimes Agree	0	0.00	
Sometimes Disagree	0	0.00	
Disagree	0	0.00	
Not Applicable	0	0.00	

40. My clinical instructor promoted an environment in which I felt respected.

Response	Frequency	Percent	Mean: 4.00
Agree	1	100.00	
Sometimes Agree	0	0.00	
Sometimes Disagree	0	0.00	
Disagree	0	0.00	
Not Applicable	0	0.00	

41. My clinical instructor demonstrated evidence of current nursing knowledge.

Response	Frequency	Percent	Mean: 4.00
Agree	1	100.00	
Sometimes Agree	0	0.00	
Sometimes Disagree	0	0.00	
Disagree	0	0.00	
Not Applicable	0	0.00	

42. My clinical instructor demonstrated evidence of competency in nursing skills.

Response	Frequency	Percent	Mean: 4.00
Agree	1	100.00	
Sometimes Agree	0	0.00	
Sometimes Disagree	0	0.00	
Disagree	0	0.00	
Not Applicable	0	0.00	

43. My clinical instructor was available for the supervision of skills.

Response	Frequency	Percent	Mean: 4.00
Agree	1	100.00	
Sometimes Agree	0	0.00	
Sometimes Disagree	0	0.00	
Disagree	0	0.00	
Not Applicable	0	0.00	

44. My clinical instructor provided me with constructive feedback on my progress in clinical.

Response	Frequency	Percent	Mean: 4.00
Agree	1	100.00	
Sometimes Agree	0	0.00	
Sometimes Disagree	0	0.00	
Disagree	0	0.00	
Not Applicable	0	0.00	

45. My clinical instructor facilitated post-conference to enhance meeting of clinical objectives.

Response	Frequency	Percent	Mean: 4.00
Agree	1	100.00	
Sometimes Agree	0	0.00	
Sometimes Disagree	0	0.00	
Disagree	0	0.00	
Not Applicable	0	0.00	

46. My clinical instructor acted as a positive role model regarding patient safety, client advocacy, caring, cultural sensitivity, and collaboration.

Response	Frequency	Percent	Mean: 4.00
Agree	1	100.00	
Sometimes Agree	0	0.00	
Sometimes Disagree	0	0.00	
Disagree	0	0.00	
Not Applicable	0	0.00	

Trinity Valley Community College

ADN Level I Evaluation - Fall 2013

by Instructor

Jody Johnson

39. My clinical instructor was on time for clinical.

Response	Frequency	Percent	Mean: 4.00
Agree	3	100.00	
Sometimes Agree	0	0.00	
Sometimes Disagree	0	0.00	
Disagree	0	0.00	
Not Applicable	0	0.00	

40. My clinical instructor promoted an environment in which I felt respected.

Response	Frequency	Percent	Mean: 4.00
Agree	3	100.00	
Sometimes Agree	0	0.00	
Sometimes Disagree	0	0.00	
Disagree	0	0.00	
Not Applicable	0	0.00	

41. My clinical instructor demonstrated evidence of current nursing knowledge.

Response	Frequency	Percent	Mean: 4.00
Agree	3	100.00	
Sometimes Agree	0	0.00	
Sometimes Disagree	0	0.00	
Disagree	0	0.00	
Not Applicable	0	0.00	

42. My clinical instructor demonstrated evidence of competency in nursing skills.

Response	Frequency	Percent	Mean: 4.00
Agree	3	100.00	
Sometimes Agree	0	0.00	
Sometimes Disagree	0	0.00	
Disagree	0	0.00	
Not Applicable	0	0.00	

43. My clinical instructor was available for the supervision of skills.

Response	Frequency	Percent	Mean: 4.00
Agree	3	100.00	
Sometimes Agree	0	0.00	
Sometimes Disagree	0	0.00	
Disagree	0	0.00	
Not Applicable	0	0.00	

44. My clinical instructor provided me with constructive feedback on my progress in clinical.

Response	Frequency	Percent	Mean: 4.00
Agree	3	100.00	
Sometimes Agree	0	0.00	
Sometimes Disagree	0	0.00	
Disagree	0	0.00	
Not Applicable	0	0.00	

45. My clinical instructor facilitated post-conference to enhance meeting of clinical objectives.

Response	Frequency	Percent	Mean: 4.00
Agree	3	100.00	
Sometimes Agree	0	0.00	
Sometimes Disagree	0	0.00	
Disagree	0	0.00	
Not Applicable	0	0.00	

46. My clinical instructor acted as a positive role model regarding patient safety, client advocacy, caring, cultural sensitivity, and collaboration.

Response	Frequency	Percent	Mean: 4.00
Agree	3	100.00	
Sometimes Agree	0	0.00	
Sometimes Disagree	0	0.00	
Disagree	0	0.00	
Not Applicable	0	0.00	

Trinity Valley Community College

ADN Level I Evaluation - Fall 2013

by Instructor

Karen Neighbors

39. My clinical instructor was on time for clinical.

Response	Frequency	Percent	Mean: 4.00
Agree	3	100.00	
Sometimes	0	0.00	
Agree			
Sometimes	0	0.00	
Disagree			
Disagree	0	0.00	
Not Applicable	0	0.00	

40. My clinical instructor promoted an environment in which I felt respected.

Response	Frequency	Percent	Mean: 4.00
Agree	3	100.00	
Sometimes	0	0.00	
Agree			
Sometimes	0	0.00	
Disagree			
Disagree	0	0.00	
Not Applicable	0	0.00	

41. My clinical instructor demonstrated evidence of current nursing knowledge.

Response	Frequency	Percent	Mean: 4.00
Agree	3	100.00	
Sometimes	0	0.00	
Agree			
Sometimes	0	0.00	
Disagree			
Disagree	0	0.00	
Not Applicable	0	0.00	

42. My clinical instructor demonstrated evidence of competency in nursing skills.

Response	Frequency	Percent	Mean: 4.00
Agree	3	100.00	
Sometimes	0	0.00	
Agree			
Sometimes	0	0.00	
Disagree			
Disagree	0	0.00	
Not Applicable	0	0.00	

43. My clinical instructor was available for the supervision of skills.

Response	Frequency	Percent	Mean: 4.00
Agree	3	100.00	
Sometimes	0	0.00	
Agree			
Sometimes	0	0.00	
Disagree			
Disagree	0	0.00	
Not Applicable	0	0.00	

44. My clinical instructor provided me with constructive feedback on my progress in clinical.

Response	Frequency	Percent	Mean: 4.00
Agree	3	100.00	
Sometimes	0	0.00	
Agree			
Sometimes	0	0.00	
Disagree			
Disagree	0	0.00	
Not Applicable	0	0.00	

45. My clinical instructor facilitated post-conference to enhance meeting of clinical objectives.

Response	Frequency	Percent	Mean: 4.00
Agree	3	100.00	
Sometimes	0	0.00	
Agree			
Sometimes	0	0.00	
Disagree			
Disagree	0	0.00	
Not Applicable	0	0.00	

46. My clinical instructor acted as a positive role model regarding patient safety, client advocacy, caring, cultural sensitivity, and collaboration.

Response	Frequency	Percent	Mean: 4.00
Agree	3	100.00	
Sometimes	0	0.00	
Agree			
Sometimes	0	0.00	
Disagree			
Disagree	0	0.00	
Not Applicable	0	0.00	

Trinity Valley Community College

ADN Level I Evaluation - Fall 2013

by Instructor

Michelle Whittenberg

39. My clinical instructor was on time for clinical.

Response	Frequency	Percent	Mean: 4.00
Agree	3	100.00	
Sometimes	0	0.00	
Agree			
Sometimes	0	0.00	
Disagree			
Disagree	0	0.00	
Not Applicable	0	0.00	

40. My clinical instructor promoted an environment in which I felt respected.

Response	Frequency	Percent	Mean: 4.00
Agree	3	100.00	
Sometimes	0	0.00	
Agree			
Sometimes	0	0.00	
Disagree			
Disagree	0	0.00	
Not Applicable	0	0.00	

41. My clinical instructor demonstrated evidence of current nursing knowledge.

Response	Frequency	Percent	Mean: 4.00
Agree	3	100.00	
Sometimes	0	0.00	
Agree			
Sometimes	0	0.00	
Disagree			
Disagree	0	0.00	
Not Applicable	0	0.00	

42. My clinical instructor demonstrated evidence of competency in nursing skills.

Response	Frequency	Percent	Mean: 4.00
Agree	3	100.00	
Sometimes	0	0.00	
Agree			
Sometimes	0	0.00	
Disagree			
Disagree	0	0.00	
Not Applicable	0	0.00	

43. My clinical instructor was available for the supervision of skills.

Response	Frequency	Percent	Mean: 4.00
Agree	3	100.00	
Sometimes	0	0.00	
Agree			
Sometimes	0	0.00	
Disagree			
Disagree	0	0.00	
Not Applicable	0	0.00	

44. My clinical instructor provided me with constructive feedback on my progress in clinical.

Response	Frequency	Percent	Mean: 4.00
Agree	3	100.00	
Sometimes	0	0.00	
Agree			
Sometimes	0	0.00	
Disagree			
Disagree	0	0.00	
Not Applicable	0	0.00	

45. My clinical instructor facilitated post-conference to enhance meeting of clinical objectives.

Response	Frequency	Percent	Mean: 4.00
Agree	3	100.00	
Sometimes	0	0.00	
Agree			
Sometimes	0	0.00	
Disagree			
Disagree	0	0.00	
Not Applicable	0	0.00	

46. My clinical instructor acted as a positive role model regarding patient safety, client advocacy, caring, cultural sensitivity, and collaboration.

Response	Frequency	Percent	Mean: 4.00
Agree	3	100.00	
Sometimes	0	0.00	
Agree			
Sometimes	0	0.00	
Disagree			
Disagree	0	0.00	
Not Applicable	0	0.00	

Trinity Valley Community College

ADN Level I Evaluation - Fall 2013

by Instructor

Patti Vasquez

39. My clinical instructor was on time for clinical.

Response	Frequency	Percent	Mean: 4.00
Agree	3	100.00	
Sometimes	0	0.00	
Agree			
Sometimes	0	0.00	
Disagree			
Disagree	0	0.00	
Not Applicable	0	0.00	

40. My clinical instructor promoted an environment in which I felt respected.

Response	Frequency	Percent	Mean: 4.00
Agree	3	100.00	
Sometimes	0	0.00	
Agree			
Sometimes	0	0.00	
Disagree			
Disagree	0	0.00	
Not Applicable	0	0.00	

41. My clinical instructor demonstrated evidence of current nursing knowledge.

Response	Frequency	Percent	Mean: 4.00
Agree	3	100.00	
Sometimes	0	0.00	
Agree			
Sometimes	0	0.00	
Disagree			
Disagree	0	0.00	
Not Applicable	0	0.00	

42. My clinical instructor demonstrated evidence of competency in nursing skills.

Response	Frequency	Percent	Mean: 4.00
Agree	3	100.00	
Sometimes	0	0.00	
Agree			
Sometimes	0	0.00	
Disagree			
Disagree	0	0.00	
Not Applicable	0	0.00	

43. My clinical instructor was available for the supervision of skills.

Response	Frequency	Percent	Mean: 4.00
Agree	3	100.00	
Sometimes	0	0.00	
Agree			
Sometimes	0	0.00	
Disagree			
Disagree	0	0.00	
Not Applicable	0	0.00	

44. My clinical instructor provided me with constructive feedback on my progress in clinical.

Response	Frequency	Percent	Mean: 4.00
Agree	3	100.00	
Sometimes	0	0.00	
Agree			
Sometimes	0	0.00	
Disagree			
Disagree	0	0.00	
Not Applicable	0	0.00	

45. My clinical instructor facilitated post-conference to enhance meeting of clinical objectives.

Response	Frequency	Percent	Mean: 4.00
Agree	3	100.00	
Sometimes	0	0.00	
Agree			
Sometimes	0	0.00	
Disagree			
Disagree	0	0.00	
Not Applicable	0	0.00	

46. My clinical instructor acted as a positive role model regarding patient safety, client advocacy, caring, cultural sensitivity, and collaboration.

Response	Frequency	Percent	Mean: 4.00
Agree	3	100.00	
Sometimes	0	0.00	
Agree			
Sometimes	0	0.00	
Disagree			
Disagree	0	0.00	
Not Applicable	0	0.00	

Trinity Valley Community College

ADN Level I Evaluation - Fall 2013

by Instructor

Susan Kirwan

39. My clinical instructor was on time for clinical.

Response	Frequency	Percent	Mean: 4.00
Agree	2	100.00	
Sometimes	0	0.00	
Agree			
Sometimes	0	0.00	
Disagree			
Disagree	0	0.00	
Not Applicable	0	0.00	

40. My clinical instructor promoted an environment in which I felt respected.

Response	Frequency	Percent	Mean: 4.00
Agree	2	100.00	
Sometimes	0	0.00	
Agree			
Sometimes	0	0.00	
Disagree			
Disagree	0	0.00	
Not Applicable	0	0.00	

41. My clinical instructor demonstrated evidence of current nursing knowledge.

Response	Frequency	Percent	Mean: 4.00
Agree	2	100.00	
Sometimes	0	0.00	
Agree			
Sometimes	0	0.00	
Disagree			
Disagree	0	0.00	
Not Applicable	0	0.00	

42. My clinical instructor demonstrated evidence of competency in nursing skills.

Response	Frequency	Percent	Mean: 4.00
Agree	2	100.00	
Sometimes	0	0.00	
Agree			
Sometimes	0	0.00	
Disagree			
Disagree	0	0.00	
Not Applicable	0	0.00	

43. My clinical instructor was available for the supervision of skills.

Response	Frequency	Percent	Mean: 4.00
Agree	2	100.00	
Sometimes	0	0.00	
Agree			
Sometimes	0	0.00	
Disagree			
Disagree	0	0.00	
Not Applicable	0	0.00	

44. My clinical instructor provided me with constructive feedback on my progress in clinical.

Response	Frequency	Percent	Mean: 4.00
Agree	2	100.00	
Sometimes	0	0.00	
Agree			
Sometimes	0	0.00	
Disagree			
Disagree	0	0.00	
Not Applicable	0	0.00	

45. My clinical instructor facilitated post-conference to enhance meeting of clinical objectives.

Response	Frequency	Percent	Mean: 4.00
Agree	2	100.00	
Sometimes	0	0.00	
Agree			
Sometimes	0	0.00	
Disagree			
Disagree	0	0.00	
Not Applicable	0	0.00	

46. My clinical instructor acted as a positive role model regarding patient safety, client advocacy, caring, cultural sensitivity, and collaboration.






Response	Frequency	Percent	Mean: 4.00
Agree	2	100.00	
Sometimes	0	0.00	
Agree			
Sometimes	0	0.00	
Disagree			
Disagree	0	0.00	
Not Applicable	0	0.00	

Trinity Valley Community College






ADN Level I Evaluation - Fall 2013

Skills Lab






47. The skills lab coordinator/instructors were organized.

Response	Frequency	Percent	Mean: 3.75
Agree	15	75.00	
Sometimes	5	25.00	
Agree			
Sometimes	0	0.00	
Disagree			
Disagree	0	0.00	
Not Applicable	0	0.00	






48. The skills lab coordinator/instructors explained expectations satisfactorily.

Response	Frequency	Percent	Mean: 3.10
Agree	8	40.00	
Sometimes	6	30.00	
Agree			
Sometimes	6	30.00	
Disagree			
Disagree	0	0.00	
Not Applicable	0	0.00	






49. The skills lab coordinator/instructors evaluated performance according to specified criteria.

Response	Frequency	Percent	Mean: 3.65
Agree	14	70.00	
Sometimes	5	25.00	
Agree			
Sometimes	1	5.00	
Disagree			
Disagree	0	0.00	
Not Applicable	0	0.00	






50. The skills lab coordinator/instructors answered questions satisfactorily.

Response	Frequency	Percent	Mean: 3.05
Agree	7	35.00	
Sometimes	7	35.00	
Agree			
Sometimes	6	30.00	
Disagree			
Disagree	0	0.00	
Not Applicable	0	0.00	






51. The skills lab coordinator/instructors were available to assist in practice when needed.

Response	Frequency	Percent	Mean: 3.25
Agree	10	50.00	
Sometimes	5	25.00	
Agree			
Sometimes	5	25.00	
Disagree			
Disagree	0	0.00	
Not Applicable	0	0.00	






52. Adequate equipment was available.

Response	Frequency	Percent	Mean: 3.50
Agree	13	65.00	
Sometimes	4	20.00	
Agree			
Sometimes	3	15.00	
Disagree			
Disagree	0	0.00	
Not Applicable	0	0.00	

53. Sufficient time was allotted to practice skills.

Response	Frequency	Percent	Mean: 3.05
Agree	9	45.00	
Sometimes	3	15.00	
Agree			
Sometimes	8	40.00	
Disagree			
Disagree	0	0.00	
Not Applicable	0	0.00	

54. Sufficient time was allotted for check-offs.

Response	Frequency	Percent	Mean: 3.75
Agree	17	85.00	
Sometimes	1	5.00	
Agree			
Sometimes	2	10.00	
Disagree			
Disagree	0	0.00	
Not Applicable	0	0.00	

55. Orientation to simulation was adequate.

Response	Frequency	Percent	Mean: 3.75
Agree	17	85.00	<div><div></div></div>
Sometimes	2	10.00	<div><div></div></div>
Agree			
Sometimes	0	0.00	<div><div></div></div>
Disagree			
Disagree	1	5.00	<div><div></div></div>
Not Applicable	0	0.00	<div><div></div></div>

57. The simulation experiences gave me an opportunity to make clinical judgments.

Response	Frequency	Percent	Mean: 3.80
Agree	17	85.00	<div><div></div></div>
Sometimes	2	10.00	<div><div></div></div>
Agree			
Sometimes	1	5.00	<div><div></div></div>
Disagree			
Disagree	0	0.00	<div><div></div></div>
Not Applicable	0	0.00	<div><div></div></div>

59. Simulation helped to reinforce what I had learned about concepts during class.

Response	Frequency	Percent	Mean: 3.75
Agree	16	80.00	<div><div></div></div>
Sometimes	3	15.00	<div><div></div></div>
Agree			
Sometimes	1	5.00	<div><div></div></div>
Disagree			
Disagree	0	0.00	<div><div></div></div>
Not Applicable	0	0.00	<div><div></div></div>

56. The simulation coordinator/instructors explained expectations satisfactorily.

Response	Frequency	Percent	Mean: 3.70
Agree	15	75.00	<div><div></div></div>
Sometimes	4	20.00	<div><div></div></div>
Agree			
Sometimes	1	5.00	<div><div></div></div>
Disagree			
Disagree	0	0.00	<div><div></div></div>
Not Applicable	0	0.00	<div><div></div></div>

58. Simulation gave me an opportunity to be a part of a team.

Response	Frequency	Percent	Mean: 3.75
Agree	17	85.00	<div><div></div></div>
Sometimes	2	10.00	<div><div></div></div>
Agree			
Sometimes	0	0.00	<div><div></div></div>
Disagree			
Disagree	1	5.00	<div><div></div></div>
Not Applicable	0	0.00	<div><div></div></div>

60. The debriefing sessions were helpful in improving my clinical decision-making.

Response	Frequency	Percent	Mean: 3.95
Agree	19	95.00	<div><div></div></div>
Sometimes	1	5.00	<div><div></div></div>
Agree			
Sometimes	0	0.00	<div><div></div></div>
Disagree			
Disagree	0	0.00	<div><div></div></div>
Not Applicable	0	0.00	<div><div></div></div>