

Trinity Valley Community College

ADN Level II Evaluation Report - Spring 2013

Course

1. The unit objectives were clearly stated, measurable, and attainable.

Response	Frequency	Percent	Mean: 3.67
Agree	33	71.74	<div><div></div></div>
Sometimes	11	23.91	<div><div></div></div>
Agree			
Sometimes	2	4.35	<div><div></div></div>
Disagree			
Disagree	0	0.00	<div><div></div></div>
Not Applicable	0	0.00	<div><div></div></div>
Missing	0	0.00	<div><div></div></div>

2. The tests covered the unit objectives.

Response	Frequency	Percent	Mean: 3.46
Agree	27	58.70	<div><div></div></div>
Sometimes	13	28.26	<div><div></div></div>
Agree			
Sometimes	6	13.04	<div><div></div></div>
Disagree			
Disagree	0	0.00	<div><div></div></div>
Not Applicable	0	0.00	<div><div></div></div>
Missing	0	0.00	<div><div></div></div>

3. The classroom instructors presented current information about their topics.

Response	Frequency	Percent	Mean: 3.67
Agree	36	78.26	<div><div></div></div>
Sometimes	7	15.22	<div><div></div></div>
Agree			
Sometimes	2	4.35	<div><div></div></div>
Disagree			
Disagree	0	0.00	<div><div></div></div>
Not Applicable	1	2.17	<div><div></div></div>
Missing	0	0.00	<div><div></div></div>

4. The classroom instructors were organized in their presentations.

Response	Frequency	Percent	Mean: 3.54
Agree	31	67.39	<div><div></div></div>
Sometimes	10	21.74	<div><div></div></div>
Agree			
Sometimes	4	8.70	<div><div></div></div>
Disagree			
Disagree	1	2.17	<div><div></div></div>
Not Applicable	0	0.00	<div><div></div></div>
Missing	0	0.00	<div><div></div></div>







5. The classroom presentations were understandable.

Response	Frequency	Percent	Mean: 3.65
Agree	34	73.91	<div><div></div></div>
Sometimes	9	19.57	<div><div></div></div>
Agree			
Sometimes	2	4.35	<div><div></div></div>
Disagree			
Disagree	1	2.17	<div><div></div></div>
Not Applicable	0	0.00	<div><div></div></div>
Missing	0	0.00	<div><div></div></div>







6. The classroom instructors reinforced main points by use of specific examples.

Response	Frequency	Percent	Mean: 3.72
Agree	36	78.26	<div><div></div></div>
Sometimes	7	15.22	<div><div></div></div>
Agree			
Sometimes	3	6.52	<div><div></div></div>
Disagree			
Disagree	0	0.00	<div><div></div></div>
Not Applicable	0	0.00	<div><div></div></div>
Missing	0	0.00	<div><div></div></div>







7. The classroom instructors answered my questions satisfactorily.

Response	Frequency	Percent	Mean: 3.64
Agree	32	69.57	
Sometimes Agree	10	21.74	
Sometimes Disagree	3	6.52	
Disagree	0	0.00	
Not Applicable	0	0.00	
Missing	1	2.17	







9. The classroom instructors used a variety of techniques to engage me in the course.

Response	Frequency	Percent	Mean: 3.39
Agree	26	56.52	
Sometimes Agree	14	30.43	
Sometimes Disagree	4	8.70	
Disagree	2	4.35	
Not Applicable	0	0.00	
Missing	0	0.00	







11. I was able to get help in obtaining and using library resources if I needed it.

Response	Frequency	Percent	Mean: 3.38
Agree	36	78.26	
Sometimes Agree	2	4.35	
Sometimes Disagree	1	2.17	
Disagree	0	0.00	
Not Applicable	6	13.04	
Missing	1	2.17	







13. Blackboard resources and activities helped me in meeting the course objectives/requirements.

Response	Frequency	Percent	Mean: 3.56
Agree	32	69.57	
Sometimes Agree	7	15.22	
Sometimes Disagree	5	10.87	
Disagree	1	2.17	
Not Applicable	0	0.00	
Missing	1	2.17	







8. The classroom instructors used a variety of effective instructional techniques to implement the curriculum.

Response	Frequency	Percent	Mean: 3.39
Agree	26	56.52	
Sometimes Agree	14	30.43	
Sometimes Disagree	4	8.70	
Disagree	2	4.35	
Not Applicable	0	0.00	
Missing	0	0.00	







10. I have improved my understanding of concepts and principles related to patient care by the instructors' presentations.

Response	Frequency	Percent	Mean: 3.65
Agree	34	73.91	
Sometimes Agree	9	19.57	
Sometimes Disagree	2	4.35	
Disagree	1	2.17	
Not Applicable	0	0.00	
Missing	0	0.00	







12. Learning resources are current, comprehensive, use contemporary technology, accessible and available in a timely manner.

Response	Frequency	Percent	Mean: 3.55
Agree	32	69.57	
Sometimes Agree	7	15.22	
Sometimes Disagree	3	6.52	
Disagree	1	2.17	
Not Applicable	1	2.17	
Missing	2	4.35	







14. Support for accessing Blackboard was available if I needed it.

Response	Frequency	Percent	Mean: 3.56
Agree	38	82.61	
Sometimes Agree	2	4.35	
Sometimes Disagree	1	2.17	
Disagree	0	0.00	
Not Applicable	4	8.70	
Missing	1	2.17	







15. I received an adequate orientation to Blackboard.

Response	Frequency	Percent	Mean: 3.84
Agree	39	84.78	
Sometimes Agree	5	10.87	
Sometimes Disagree	1	2.17	
Disagree	0	0.00	
Not Applicable	0	0.00	
Missing	1	2.17	







17. The Pediatric/Obstetrics Textbook was easy to understand and provided adequate information to meet the course objectives.

Response	Frequency	Percent	Mean: 3.61
Agree	33	71.74	
Sometimes Agree	10	21.74	
Sometimes Disagree	1	2.17	
Disagree	2	4.35	
Not Applicable	0	0.00	
Missing	0	0.00	







19. The Pharmacology Textbook was easy to understand and provided adequate information to meet the course objectives.

Response	Frequency	Percent	Mean: 3.54
Agree	28	60.87	
Sometimes Agree	16	34.78	
Sometimes Disagree	1	2.17	
Disagree	1	2.17	
Not Applicable	0	0.00	
Missing	0	0.00	







21. The Health Assessment Textbook was easy to understand and provided adequate information to meet the course objectives.

Response	Frequency	Percent	Mean: 3.51
Agree	32	69.57	
Sometimes Agree	8	17.39	
Sometimes Disagree	3	6.52	
Disagree	0	0.00	
Not Applicable	2	4.35	
Missing	1	2.17	







16. The Medical-Surgical Textbook was easy to understand and provided adequate information to meet the course objectives.

Response	Frequency	Percent	Mean: 3.57
Agree	32	69.57	
Sometimes Agree	10	21.74	
Sometimes Disagree	2	4.35	
Disagree	2	4.35	
Not Applicable	0	0.00	
Missing	0	0.00	







18. The Psychiatric Textbook was easy to understand and provided adequate information to meet the course objectives.

Response	Frequency	Percent	Mean: 3.26
Agree	27	58.70	
Sometimes Agree	12	26.09	
Sometimes Disagree	3	6.52	
Disagree	0	0.00	
Not Applicable	4	8.70	
Missing	0	0.00	







20. The Fundamentals Textbook was easy to understand and provided adequate information to meet the course objectives.

Response	Frequency	Percent	Mean: 3.65
Agree	33	71.74	
Sometimes Agree	10	21.74	
Sometimes Disagree	3	6.52	
Disagree	0	0.00	
Not Applicable	0	0.00	
Missing	0	0.00	







22. The Trends & Issues Textbook was easy to understand and provided adequate information to meet the course objectives.

Response	Frequency	Percent	Mean: 2.22
Agree	19	41.30	
Sometimes Agree	7	15.22	
Sometimes Disagree	1	2.17	
Disagree	1	2.17	
Not Applicable	17	36.96	
Missing	1	2.17	







23. The E-books were easy to navigate and helpful to me during the semester.

Response	Frequency	Percent	Mean: 2.35
Agree	14	30.43	
Sometimes	10	21.74	
Agree			
Sometimes	9	19.57	
Disagree			
Disagree	4	8.70	
Not Applicable	9	19.57	
Missing	0	0.00	







25. The Cerner Electronic Health Record (EHR) helped me to develop my documentation skills.

Response	Frequency	Percent	Mean: 2.53
Agree	14	30.43	
Sometimes	11	23.91	
Agree			
Sometimes	9	19.57	
Disagree			
Disagree	7	15.22	
Not Applicable	4	8.70	
Missing	1	2.17	







27. The semester syllabus was easy to understand and provided adequate information to guide my progress through the semester.

Response	Frequency	Percent	Mean: 3.30
Agree	23	50.00	
Sometimes	16	34.78	
Agree			
Sometimes	5	10.87	
Disagree			
Disagree	2	4.35	
Not Applicable	0	0.00	
Missing	0	0.00	

24. The Neighborhood helped me to develop my nursing knowledge and clinical judgment.

Response	Frequency	Percent	Mean: 2.24
Agree	12	26.09	
Sometimes	8	17.39	
Agree			
Sometimes	11	23.91	
Disagree			
Disagree	9	19.57	
Not Applicable	6	13.04	
Missing	0	0.00	

26. Prep-U helped me to see if I was prepared for the exams.

Response	Frequency	Percent	Mean: 3.26
Agree	26	56.52	
Sometimes	10	21.74	
Agree			
Sometimes	7	15.22	
Disagree			
Disagree	2	4.35	
Not Applicable	1	2.17	
Missing	0	0.00	

Trinity Valley Community College

ADN Level II Evaluation Report - Spring 2013

by Instructor

Instructor: Christy Doherty

28. I felt welcomed at the clinical site by the nurses.

Response	Frequency	Percent	Mean: 3.00
Agree	1	50.00	<div><div></div></div>
Sometimes	0	0.00	<div><div></div></div>
Agree			
Sometimes	1	50.00	<div><div></div></div>
Disagree			
Disagree	0	0.00	<div><div></div></div>
Not Applicable	0	0.00	<div><div></div></div>
Missing	0	0.00	<div><div></div></div>

29. My primary nurses or preceptors communicated adequately with me with regards to my patients.

Response	Frequency	Percent	Mean: 2.50
Agree	1	50.00	<div><div></div></div>
Sometimes	0	0.00	<div><div></div></div>
Agree			
Sometimes	0	0.00	<div><div></div></div>
Disagree			
Disagree	1	50.00	<div><div></div></div>
Not Applicable	0	0.00	<div><div></div></div>
Missing	0	0.00	<div><div></div></div>

30. My primary nurses or preceptors demonstrated professional behaviors.

Response	Frequency	Percent	Mean: 3.50
Agree	1	50.00	<div><div></div></div>
Sometimes	1	50.00	<div><div></div></div>
Agree			
Sometimes	0	0.00	<div><div></div></div>
Disagree			
Disagree	0	0.00	<div><div></div></div>
Not Applicable	0	0.00	<div><div></div></div>
Missing	0	0.00	<div><div></div></div>

31. My primary nurses or preceptors provided safe, competent patient care.

Response	Frequency	Percent	Mean: 3.50
Agree	1	50.00	<div><div></div></div>
Sometimes	1	50.00	<div><div></div></div>
Agree			
Sometimes	0	0.00	<div><div></div></div>
Disagree			
Disagree	0	0.00	<div><div></div></div>
Not Applicable	0	0.00	<div><div></div></div>
Missing	0	0.00	<div><div></div></div>

32. My primary nurses or preceptors gave me constructive feedback regarding my performance.

Response	Frequency	Percent	Mean: 4.00
Agree	2	100.00	<div><div></div></div>
Sometimes	0	0.00	<div><div></div></div>
Agree			
Sometimes	0	0.00	<div><div></div></div>
Disagree			
Disagree	0	0.00	<div><div></div></div>
Not Applicable	0	0.00	<div><div></div></div>
Missing	0	0.00	<div><div></div></div>

33. My preceptors were available to answer questions and observe skills.

Response	Frequency	Percent	Mean: 3.50
Agree	1	50.00	<div><div></div></div>
Sometimes	1	50.00	<div><div></div></div>
Agree			
Sometimes	0	0.00	<div><div></div></div>
Disagree			
Disagree	0	0.00	<div><div></div></div>
Not Applicable	0	0.00	<div><div></div></div>
Missing	0	0.00	<div><div></div></div>

34. During my rotation, I had the opportunity to make clinical decisions for my patients.

Response	Frequency	Percent	Mean: 3.50
Agree	1	50.00	<div><div></div></div>
Sometimes	1	50.00	<div><div></div></div>
Agree			
Sometimes	0	0.00	<div><div></div></div>
Disagree			
Disagree	0	0.00	<div><div></div></div>
Not Applicable	0	0.00	<div><div></div></div>
Missing	0	0.00	<div><div></div></div>

36. During my rotation, I was able to implement client teaching.

Response	Frequency	Percent	Mean: 4.00
Agree	1	50.00	<div><div></div></div>
Sometimes	0	0.00	<div><div></div></div>
Agree			
Sometimes	0	0.00	<div><div></div></div>
Disagree			
Disagree	0	0.00	<div><div></div></div>
Not Applicable	0	0.00	<div><div></div></div>
Missing	1	50.00	<div><div></div></div>

38. During my rotation, I was able to document on the client's electronic health record.

Response	Frequency	Percent	Mean: 4.00
Agree	2	100.00	<div><div></div></div>
Sometimes	0	0.00	<div><div></div></div>
Agree			
Sometimes	0	0.00	<div><div></div></div>
Disagree			
Disagree	0	0.00	<div><div></div></div>
Not Applicable	0	0.00	<div><div></div></div>
Missing	0	0.00	<div><div></div></div>

40. During my clinical I had sufficient opportunities (quality and quantity) to meet course objectives.

Response	Frequency	Percent	Mean: 2.50
Agree	0	0.00	<div><div></div></div>
Sometimes	1	50.00	<div><div></div></div>
Agree			
Sometimes	1	50.00	<div><div></div></div>
Disagree			
Disagree	0	0.00	<div><div></div></div>
Not Applicable	0	0.00	<div><div></div></div>
Missing	0	0.00	<div><div></div></div>

35. During my rotation, I was able to perform a variety of skills.

Response	Frequency	Percent	Mean: 3.50
Agree	1	50.00	<div><div></div></div>
Sometimes	1	50.00	<div><div></div></div>
Agree			
Sometimes	0	0.00	<div><div></div></div>
Disagree			
Disagree	0	0.00	<div><div></div></div>
Not Applicable	0	0.00	<div><div></div></div>
Missing	0	0.00	<div><div></div></div>

37. During my rotation, I was able to interact with other disciplines.

Response	Frequency	Percent	Mean: 3.50
Agree	1	50.00	<div><div></div></div>
Sometimes	1	50.00	<div><div></div></div>
Agree			
Sometimes	0	0.00	<div><div></div></div>
Disagree			
Disagree	0	0.00	<div><div></div></div>
Not Applicable	0	0.00	<div><div></div></div>
Missing	0	0.00	<div><div></div></div>

39. The facility provided an adequate orientation.

Response	Frequency	Percent	Mean: 3.00
Agree	1	50.00	<div><div></div></div>
Sometimes	0	0.00	<div><div></div></div>
Agree			
Sometimes	1	50.00	<div><div></div></div>
Disagree			
Disagree	0	0.00	<div><div></div></div>
Not Applicable	0	0.00	<div><div></div></div>
Missing	0	0.00	<div><div></div></div>

41. I had an overall positive learning experience at my clinical rotation.

Response	Frequency	Percent	Mean: 3.50
Agree	1	50.00	<div><div></div></div>
Sometimes	1	50.00	<div><div></div></div>
Agree			
Sometimes	0	0.00	<div><div></div></div>
Disagree			
Disagree	0	0.00	<div><div></div></div>
Not Applicable	0	0.00	<div><div></div></div>
Missing	0	0.00	<div><div></div></div>

42. My clinical instructor was on time for clinical.

Response	Frequency	Percent	Mean: 4.00
Agree	2	100.00	
Sometimes	0	0.00	
Agree			
Sometimes	0	0.00	
Disagree			
Disagree	0	0.00	
Not Applicable	0	0.00	
Missing	0	0.00	

44. My clinical instructor promoted an environment in which I felt respected.

Response	Frequency	Percent	Mean: 4.00
Agree	2	100.00	
Sometimes	0	0.00	
Agree			
Sometimes	0	0.00	
Disagree			
Disagree	0	0.00	
Not Applicable	0	0.00	
Missing	0	0.00	

46. My clinical instructor demonstrated evidence of competency in nursing skills.

Response	Frequency	Percent	Mean: 4.00
Agree	2	100.00	
Sometimes	0	0.00	
Agree			
Sometimes	0	0.00	
Disagree			
Disagree	0	0.00	
Not Applicable	0	0.00	
Missing	0	0.00	

48. My clinical instructor provided me with constructive feedback on my progress in clinical.

Response	Frequency	Percent	Mean: 4.00
Agree	2	100.00	
Sometimes	0	0.00	
Agree			
Sometimes	0	0.00	
Disagree			
Disagree	0	0.00	
Not Applicable	0	0.00	
Missing	0	0.00	

43. My clinical instructor encouraged me to make clinical judgments.

Response	Frequency	Percent	Mean: 4.00
Agree	2	100.00	
Sometimes	0	0.00	
Agree			
Sometimes	0	0.00	
Disagree			
Disagree	0	0.00	
Not Applicable	0	0.00	
Missing	0	0.00	

45. My clinical instructor demonstrated evidence of current nursing knowledge.

Response	Frequency	Percent	Mean: 4.00
Agree	2	100.00	
Sometimes	0	0.00	
Agree			
Sometimes	0	0.00	
Disagree			
Disagree	0	0.00	
Not Applicable	0	0.00	
Missing	0	0.00	

47. My clinical instructor was available for the supervision of invasive skills.

Response	Frequency	Percent	Mean: 4.00
Agree	2	100.00	
Sometimes	0	0.00	
Agree			
Sometimes	0	0.00	
Disagree			
Disagree	0	0.00	
Not Applicable	0	0.00	
Missing	0	0.00	

49. My clinical instructor facilitated post-conference to enhance meeting of clinical objectives.

Response	Frequency	Percent	Mean: 4.00
Agree	2	100.00	
Sometimes	0	0.00	
Agree			
Sometimes	0	0.00	
Disagree			
Disagree	0	0.00	
Not Applicable	0	0.00	
Missing	0	0.00	

50. My clinical instructor acted as a positive role model regarding patient safety, client advocacy, caring, cultural sensitivity, and collaboration.

Response	Frequency	Percent	Mean: 4.00
Agree	2	100.00	
Sometimes Agree	0	0.00	
Sometimes Disagree	0	0.00	
Disagree	0	0.00	
Not Applicable	0	0.00	
Missing	0	0.00	

Trinity Valley Community College

ADN Level II Evaluation Report - Spring 2013

by Instructor

Instructor: Deborah Jones

28. I felt welcomed at the clinical site by the nurses.

Response	Frequency	Percent	Mean: 2.80
Agree	2	40.00	<div><div></div></div>
Sometimes	1	20.00	<div><div></div></div>
Agree			
Sometimes	1	20.00	<div><div></div></div>
Disagree			
Disagree	1	20.00	<div><div></div></div>
Not Applicable	0	0.00	<div><div></div></div>

29. My primary nurses or preceptors communicated adequately with me with regards to my patients.

Response	Frequency	Percent	Mean: 3.00
Agree	2	40.00	<div><div></div></div>
Sometimes	1	20.00	<div><div></div></div>
Agree			
Sometimes	2	40.00	<div><div></div></div>
Disagree			
Disagree	0	0.00	<div><div></div></div>
Not Applicable	0	0.00	<div><div></div></div>

30. My primary nurses or preceptors demonstrated professional behaviors.

Response	Frequency	Percent	Mean: 3.20
Agree	2	40.00	<div><div></div></div>
Sometimes	2	40.00	<div><div></div></div>
Agree			
Sometimes	1	20.00	<div><div></div></div>
Disagree			
Disagree	0	0.00	<div><div></div></div>
Not Applicable	0	0.00	<div><div></div></div>

31. My primary nurses or preceptors provided safe, competent patient care.

Response	Frequency	Percent	Mean: 3.40
Agree	2	40.00	<div><div></div></div>
Sometimes	3	60.00	<div><div></div></div>
Agree			
Sometimes	0	0.00	<div><div></div></div>
Disagree			
Disagree	0	0.00	<div><div></div></div>
Not Applicable	0	0.00	<div><div></div></div>

32. My primary nurses or preceptors gave me constructive feedback regarding my performance.

Response	Frequency	Percent	Mean: 3.40
Agree	2	40.00	<div><div></div></div>
Sometimes	3	60.00	<div><div></div></div>
Agree			
Sometimes	0	0.00	<div><div></div></div>
Disagree			
Disagree	0	0.00	<div><div></div></div>
Not Applicable	0	0.00	<div><div></div></div>

33. My preceptors were available to answer questions and observe skills.

Response	Frequency	Percent	Mean: 3.60
Agree	4	80.00	<div><div></div></div>
Sometimes	0	0.00	<div><div></div></div>
Agree			
Sometimes	1	20.00	<div><div></div></div>
Disagree			
Disagree	0	0.00	<div><div></div></div>
Not Applicable	0	0.00	<div><div></div></div>

34. During my rotation, I had the opportunity to make clinical decisions for my patients.

Response	Frequency	Percent	Mean: 3.20
Agree	2	40.00	<div><div></div></div>
Sometimes	2	40.00	<div><div></div></div>
Agree			
Sometimes	1	20.00	<div><div></div></div>
Disagree			
Disagree	0	0.00	<div><div></div></div>
Not Applicable	0	0.00	<div><div></div></div>

35. During my rotation, I was able to perform a variety of skills.

Response	Frequency	Percent	Mean: 3.20
Agree	2	40.00	<div><div></div></div>
Sometimes	2	40.00	<div><div></div></div>
Agree			
Sometimes	1	20.00	<div><div></div></div>
Disagree			
Disagree	0	0.00	<div><div></div></div>
Not Applicable	0	0.00	<div><div></div></div>

36. During my rotation, I was able to implement client teaching.

Response	Frequency	Percent	Mean: 3.40
Agree	2	40.00	<div><div></div></div>
Sometimes	3	60.00	<div><div></div></div>
Agree			
Sometimes	0	0.00	<div><div></div></div>
Disagree			
Disagree	0	0.00	<div><div></div></div>
Not Applicable	0	0.00	<div><div></div></div>

38. During my rotation, I was able to document on the client's electronic health record.

Response	Frequency	Percent	Mean: 3.80
Agree	4	80.00	<div><div></div></div>
Sometimes	1	20.00	<div><div></div></div>
Agree			
Sometimes	0	0.00	<div><div></div></div>
Disagree			
Disagree	0	0.00	<div><div></div></div>
Not Applicable	0	0.00	<div><div></div></div>

40. During my clinical I had sufficient opportunities (quality and quantity) to meet course objectives.

Response	Frequency	Percent	Mean: 2.80
Agree	1	20.00	<div><div></div></div>
Sometimes	3	60.00	<div><div></div></div>
Agree			
Sometimes	0	0.00	<div><div></div></div>
Disagree			
Disagree	1	20.00	<div><div></div></div>
Not Applicable	0	0.00	<div><div></div></div>

42. My clinical instructor was on time for clinical.

Response	Frequency	Percent	Mean: 3.80
Agree	4	80.00	<div><div></div></div>
Sometimes	1	20.00	<div><div></div></div>
Agree			
Sometimes	0	0.00	<div><div></div></div>
Disagree			
Disagree	0	0.00	<div><div></div></div>
Not Applicable	0	0.00	<div><div></div></div>

37. During my rotation, I was able to interact with other disciplines.

Response	Frequency	Percent	Mean: 3.60
Agree	3	60.00	<div><div></div></div>
Sometimes	2	40.00	<div><div></div></div>
Agree			
Sometimes	0	0.00	<div><div></div></div>
Disagree			
Disagree	0	0.00	<div><div></div></div>
Not Applicable	0	0.00	<div><div></div></div>

39. The facility provided an adequate orientation.

Response	Frequency	Percent	Mean: 3.80
Agree	4	80.00	<div><div></div></div>
Sometimes	1	20.00	<div><div></div></div>
Agree			
Sometimes	0	0.00	<div><div></div></div>
Disagree			
Disagree	0	0.00	<div><div></div></div>
Not Applicable	0	0.00	<div><div></div></div>

41. I had an overall positive learning experience at my clinical rotation.

Response	Frequency	Percent	Mean: 3.40
Agree	3	60.00	<div><div></div></div>
Sometimes	1	20.00	<div><div></div></div>
Agree			
Sometimes	1	20.00	<div><div></div></div>
Disagree			
Disagree	0	0.00	<div><div></div></div>
Not Applicable	0	0.00	<div><div></div></div>

43. My clinical instructor encouraged me to make clinical judgments.

Response	Frequency	Percent	Mean: 4.00
Agree	5	100.00	<div><div></div></div>
Sometimes	0	0.00	<div><div></div></div>
Agree			
Sometimes	0	0.00	<div><div></div></div>
Disagree			
Disagree	0	0.00	<div><div></div></div>
Not Applicable	0	0.00	<div><div></div></div>

44. My clinical instructor promoted an environment in which I felt respected.

Response	Frequency	Percent	Mean: 3.40
Agree	3	60.00	<div><div></div></div>
Sometimes	1	20.00	<div><div></div></div>
Agree			
Sometimes	1	20.00	<div><div></div></div>
Disagree			
Disagree	0	0.00	<div><div></div></div>
Not Applicable	0	0.00	<div><div></div></div>

46. My clinical instructor demonstrated evidence of competency in nursing skills.

Response	Frequency	Percent	Mean: 3.40
Agree	4	80.00	<div><div></div></div>
Sometimes	0	0.00	<div><div></div></div>
Agree			
Sometimes	0	0.00	<div><div></div></div>
Disagree			
Disagree	1	20.00	<div><div></div></div>
Not Applicable	0	0.00	<div><div></div></div>

48. My clinical instructor provided me with constructive feedback on my progress in clinical.

Response	Frequency	Percent	Mean: 4.00
Agree	5	100.00	<div><div></div></div>
Sometimes	0	0.00	<div><div></div></div>
Agree			
Sometimes	0	0.00	<div><div></div></div>
Disagree			
Disagree	0	0.00	<div><div></div></div>
Not Applicable	0	0.00	<div><div></div></div>

50. My clinical instructor acted as a positive role model regarding patient safety, client advocacy, caring, cultural sensitivity, and collaboration.

Response	Frequency	Percent	Mean: 3.40
Agree	3	60.00	<div><div></div></div>
Sometimes	1	20.00	<div><div></div></div>
Agree			
Sometimes	1	20.00	<div><div></div></div>
Disagree			
Disagree	0	0.00	<div><div></div></div>
Not Applicable	0	0.00	<div><div></div></div>

45. My clinical instructor demonstrated evidence of current nursing knowledge.

Response	Frequency	Percent	Mean: 3.80
Agree	4	80.00	<div><div></div></div>
Sometimes	1	20.00	<div><div></div></div>
Agree			
Sometimes	0	0.00	<div><div></div></div>
Disagree			
Disagree	0	0.00	<div><div></div></div>
Not Applicable	0	0.00	<div><div></div></div>

47. My clinical instructor was available for the supervision of invasive skills.

Response	Frequency	Percent	Mean: 3.80
Agree	4	80.00	<div><div></div></div>
Sometimes	1	20.00	<div><div></div></div>
Agree			
Sometimes	0	0.00	<div><div></div></div>
Disagree			
Disagree	0	0.00	<div><div></div></div>
Not Applicable	0	0.00	<div><div></div></div>

49. My clinical instructor facilitated post-conference to enhance meeting of clinical objectives.

Response	Frequency	Percent	Mean: 3.80
Agree	4	80.00	<div><div></div></div>
Sometimes	1	20.00	<div><div></div></div>
Agree			
Sometimes	0	0.00	<div><div></div></div>
Disagree			
Disagree	0	0.00	<div><div></div></div>
Not Applicable	0	0.00	<div><div></div></div>






Trinity Valley Community College

ADN Level II Evaluation Report - Spring 2013






by Instructor

Instructor: Gail Ellis






28. I felt welcomed at the clinical site by the nurses.

Response	Frequency	Percent	Mean: 2.50
Agree	2	25.00	
Sometimes Agree	2	25.00	
Sometimes Disagree	2	25.00	
Disagree	2	25.00	
Not Applicable	0	0.00	






29. My primary nurses or preceptors communicated adequately with me with regards to my patients.

Response	Frequency	Percent	Mean: 3.00
Agree	4	50.00	
Sometimes Agree	2	25.00	
Sometimes Disagree	0	0.00	
Disagree	2	25.00	
Not Applicable	0	0.00	






30. My primary nurses or preceptors demonstrated professional behaviors.

Response	Frequency	Percent	Mean: 3.38
Agree	4	50.00	
Sometimes Agree	3	37.50	
Sometimes Disagree	1	12.50	
Disagree	0	0.00	
Not Applicable	0	0.00	






31. My primary nurses or preceptors provided safe, competent patient care.

Response	Frequency	Percent	Mean: 3.25
Agree	5	62.50	
Sometimes Agree	1	12.50	
Sometimes Disagree	1	12.50	
Disagree	1	12.50	
Not Applicable	0	0.00	






32. My primary nurses or preceptors gave me constructive feedback regarding my performance.

Response	Frequency	Percent	Mean: 2.88
Agree	4	50.00	
Sometimes Agree	2	25.00	
Sometimes Disagree	0	0.00	
Disagree	1	12.50	
Not Applicable	1	12.50	






33. My preceptors were available to answer questions and observe skills.

Response	Frequency	Percent	Mean: 3.13
Agree	6	75.00	
Sometimes Agree	0	0.00	
Sometimes Disagree	0	0.00	
Disagree	1	12.50	
Not Applicable	1	12.50	

34. During my rotation, I had the opportunity to make clinical decisions for my patients.

Response	Frequency	Percent	Mean: 2.38
Agree	2	25.00	
Sometimes Agree	3	37.50	
Sometimes Disagree	0	0.00	
Disagree	2	25.00	
Not Applicable	1	12.50	

35. During my rotation, I was able to perform a variety of skills.

Response	Frequency	Percent	Mean: 3.00
Agree	4	50.00	
Sometimes Agree	2	25.00	
Sometimes Disagree	0	0.00	
Disagree	2	25.00	
Not Applicable	0	0.00	

36. During my rotation, I was able to implement client teaching.

Response	Frequency	Percent	Mean: 3.63
Agree	6	75.00	<div><div></div></div>
Sometimes	1	12.50	<div><div></div></div>
Agree			
Sometimes	1	12.50	<div><div></div></div>
Disagree			
Disagree	0	0.00	<div><div></div></div>
Not Applicable	0	0.00	<div><div></div></div>

38. During my rotation, I was able to document on the client's electronic health record.

Response	Frequency	Percent	Mean: 1.75
Agree	2	25.00	<div><div></div></div>
Sometimes	0	0.00	<div><div></div></div>
Agree			
Sometimes	2	25.00	<div><div></div></div>
Disagree			
Disagree	2	25.00	<div><div></div></div>
Not Applicable	2	25.00	<div><div></div></div>

40. During my clinical I had sufficient opportunities (quality and quantity) to meet course objectives.

Response	Frequency	Percent	Mean: 2.75
Agree	3	37.50	<div><div></div></div>
Sometimes	3	37.50	<div><div></div></div>
Agree			
Sometimes	0	0.00	<div><div></div></div>
Disagree			
Disagree	1	12.50	<div><div></div></div>
Not Applicable	1	12.50	<div><div></div></div>

42. My clinical instructor was on time for clinical.

Response	Frequency	Percent	Mean: 4.00
Agree	8	100.00	<div><div></div></div>
Sometimes	0	0.00	<div><div></div></div>
Agree			
Sometimes	0	0.00	<div><div></div></div>
Disagree			
Disagree	0	0.00	<div><div></div></div>
Not Applicable	0	0.00	<div><div></div></div>

37. During my rotation, I was able to interact with other disciplines.

Response	Frequency	Percent	Mean: 3.38
Agree	5	62.50	<div><div></div></div>
Sometimes	2	25.00	<div><div></div></div>
Agree			
Sometimes	0	0.00	<div><div></div></div>
Disagree			
Disagree	1	12.50	<div><div></div></div>
Not Applicable	0	0.00	<div><div></div></div>

39. The facility provided an adequate orientation.

Response	Frequency	Percent	Mean: 3.13
Agree	5	62.50	<div><div></div></div>
Sometimes	0	0.00	<div><div></div></div>
Agree			
Sometimes	2	25.00	<div><div></div></div>
Disagree			
Disagree	1	12.50	<div><div></div></div>
Not Applicable	0	0.00	<div><div></div></div>

41. I had an overall positive learning experience at my clinical rotation.

Response	Frequency	Percent	Mean: 3.00
Agree	5	62.50	<div><div></div></div>
Sometimes	1	12.50	<div><div></div></div>
Agree			
Sometimes	0	0.00	<div><div></div></div>
Disagree			
Disagree	1	12.50	<div><div></div></div>
Not Applicable	1	12.50	<div><div></div></div>

43. My clinical instructor encouraged me to make clinical judgments.

Response	Frequency	Percent	Mean: 3.75
Agree	7	87.50	<div><div></div></div>
Sometimes	0	0.00	<div><div></div></div>
Agree			
Sometimes	1	12.50	<div><div></div></div>
Disagree			
Disagree	0	0.00	<div><div></div></div>
Not Applicable	0	0.00	<div><div></div></div>

44. My clinical instructor promoted an environment in which I felt respected.

Response	Frequency	Percent	Mean: 3.75
Agree	7	87.50	<div><div></div></div>
Sometimes	0	0.00	<div><div></div></div>
Disagree	0	0.00	<div><div></div></div>
Not Applicable	0	0.00	<div><div></div></div>

46. My clinical instructor demonstrated evidence of competency in nursing skills.

Response	Frequency	Percent	Mean: 4.00
Agree	8	100.00	<div><div></div></div>
Sometimes	0	0.00	<div><div></div></div>
Disagree	0	0.00	<div><div></div></div>
Not Applicable	0	0.00	<div><div></div></div>

48. My clinical instructor provided me with constructive feedback on my progress in clinical.

Response	Frequency	Percent	Mean: 3.75
Agree	7	87.50	<div><div></div></div>
Sometimes	0	0.00	<div><div></div></div>
Disagree	0	0.00	<div><div></div></div>
Not Applicable	0	0.00	<div><div></div></div>

50. My clinical instructor acted as a positive role model regarding patient safety, client advocacy, caring, cultural sensitivity, and collaboration.

Response	Frequency	Percent	Mean: 3.88
Agree	7	87.50	<div><div></div></div>
Sometimes	1	12.50	<div><div></div></div>
Disagree	0	0.00	<div><div></div></div>
Not Applicable	0	0.00	<div><div></div></div>

45. My clinical instructor demonstrated evidence of current nursing knowledge.

Response	Frequency	Percent	Mean: 4.00
Agree	8	100.00	<div><div></div></div>
Sometimes	0	0.00	<div><div></div></div>
Disagree	0	0.00	<div><div></div></div>
Not Applicable	0	0.00	<div><div></div></div>

47. My clinical instructor was available for the supervision of invasive skills.

Response	Frequency	Percent	Mean: 3.75
Agree	7	87.50	<div><div></div></div>
Sometimes	0	0.00	<div><div></div></div>
Disagree	0	0.00	<div><div></div></div>
Not Applicable	0	0.00	<div><div></div></div>

49. My clinical instructor facilitated post-conference to enhance meeting of clinical objectives.

Response	Frequency	Percent	Mean: 4.00
Agree	8	100.00	<div><div></div></div>
Sometimes	0	0.00	<div><div></div></div>
Disagree	0	0.00	<div><div></div></div>
Not Applicable	0	0.00	<div><div></div></div>






Trinity Valley Community College

ADN Level II Evaluation Report - Spring 2013






by Instructor

Instructor: Jody Johnson






28. I felt welcomed at the clinical site by the nurses.

Response	Frequency	Percent	Mean: 3.71
Agree	5	71.43	
Sometimes Agree	2	28.57	
Sometimes Disagree	0	0.00	
Disagree	0	0.00	
Not Applicable	0	0.00	






29. My primary nurses or preceptors communicated adequately with me with regards to my patients.

Response	Frequency	Percent	Mean: 3.57
Agree	4	57.14	
Sometimes Agree	3	42.86	
Sometimes Disagree	0	0.00	
Disagree	0	0.00	
Not Applicable	0	0.00	






30. My primary nurses or preceptors demonstrated professional behaviors.

Response	Frequency	Percent	Mean: 3.86
Agree	6	85.71	
Sometimes Agree	1	14.29	
Sometimes Disagree	0	0.00	
Disagree	0	0.00	
Not Applicable	0	0.00	






31. My primary nurses or preceptors provided safe, competent patient care.

Response	Frequency	Percent	Mean: 3.86
Agree	6	85.71	
Sometimes Agree	1	14.29	
Sometimes Disagree	0	0.00	
Disagree	0	0.00	
Not Applicable	0	0.00	






32. My primary nurses or preceptors gave me constructive feedback regarding my performance.

Response	Frequency	Percent	Mean: 3.71
Agree	5	71.43	
Sometimes Agree	2	28.57	
Sometimes Disagree	0	0.00	
Disagree	0	0.00	
Not Applicable	0	0.00	






33. My preceptors were available to answer questions and observe skills.

Response	Frequency	Percent	Mean: 3.86
Agree	6	85.71	
Sometimes Agree	1	14.29	
Sometimes Disagree	0	0.00	
Disagree	0	0.00	
Not Applicable	0	0.00	

34. During my rotation, I had the opportunity to make clinical decisions for my patients.

Response	Frequency	Percent	Mean: 4.00
Agree	7	100.00	
Sometimes Agree	0	0.00	
Sometimes Disagree	0	0.00	
Disagree	0	0.00	
Not Applicable	0	0.00	

35. During my rotation, I was able to perform a variety of skills.

Response	Frequency	Percent	Mean: 3.86
Agree	6	85.71	
Sometimes Agree	1	14.29	
Sometimes Disagree	0	0.00	
Disagree	0	0.00	
Not Applicable	0	0.00	

36. During my rotation, I was able to implement client teaching.

Response	Frequency	Percent	Mean: 3.86
Agree	6	85.71	<div><div></div></div>
Sometimes	1	14.29	<div><div></div></div>
Agree			
Sometimes	0	0.00	<div><div></div></div>
Disagree			
Disagree	0	0.00	<div><div></div></div>
Not Applicable	0	0.00	<div><div></div></div>

38. During my rotation, I was able to document on the client's electronic health record.

Response	Frequency	Percent	Mean: 4.00
Agree	7	100.00	<div><div></div></div>
Sometimes	0	0.00	<div><div></div></div>
Agree			
Sometimes	0	0.00	<div><div></div></div>
Disagree			
Disagree	0	0.00	<div><div></div></div>
Not Applicable	0	0.00	<div><div></div></div>

40. During my clinical I had sufficient opportunities (quality and quantity) to meet course objectives.

Response	Frequency	Percent	Mean: 3.71
Agree	5	71.43	<div><div></div></div>
Sometimes	2	28.57	<div><div></div></div>
Agree			
Sometimes	0	0.00	<div><div></div></div>
Disagree			
Disagree	0	0.00	<div><div></div></div>
Not Applicable	0	0.00	<div><div></div></div>

42. My clinical instructor was on time for clinical.

Response	Frequency	Percent	Mean: 4.00
Agree	7	100.00	<div><div></div></div>
Sometimes	0	0.00	<div><div></div></div>
Agree			
Sometimes	0	0.00	<div><div></div></div>
Disagree			
Disagree	0	0.00	<div><div></div></div>
Not Applicable	0	0.00	<div><div></div></div>

37. During my rotation, I was able to interact with other disciplines.

Response	Frequency	Percent	Mean: 4.00
Agree	7	100.00	<div><div></div></div>
Sometimes	0	0.00	<div><div></div></div>
Agree			
Sometimes	0	0.00	<div><div></div></div>
Disagree			
Disagree	0	0.00	<div><div></div></div>
Not Applicable	0	0.00	<div><div></div></div>

39. The facility provided an adequate orientation.

Response	Frequency	Percent	Mean: 3.57
Agree	4	57.14	<div><div></div></div>
Sometimes	3	42.86	<div><div></div></div>
Agree			
Sometimes	0	0.00	<div><div></div></div>
Disagree			
Disagree	0	0.00	<div><div></div></div>
Not Applicable	0	0.00	<div><div></div></div>

41. I had an overall positive learning experience at my clinical rotation.

Response	Frequency	Percent	Mean: 4.00
Agree	7	100.00	<div><div></div></div>
Sometimes	0	0.00	<div><div></div></div>
Agree			
Sometimes	0	0.00	<div><div></div></div>
Disagree			
Disagree	0	0.00	<div><div></div></div>
Not Applicable	0	0.00	<div><div></div></div>

43. My clinical instructor encouraged me to make clinical judgments.

Response	Frequency	Percent	Mean: 4.00
Agree	7	100.00	<div><div></div></div>
Sometimes	0	0.00	<div><div></div></div>
Agree			
Sometimes	0	0.00	<div><div></div></div>
Disagree			
Disagree	0	0.00	<div><div></div></div>
Not Applicable	0	0.00	<div><div></div></div>

44. My clinical instructor promoted an environment in which I felt respected.

Response	Frequency	Percent	Mean: 4.00
Agree	7	100.00	<div></div>
Sometimes	0	0.00	<div></div>
Agree			
Sometimes	0	0.00	<div></div>
Disagree			
Disagree	0	0.00	<div></div>
Not Applicable	0	0.00	<div></div>

46. My clinical instructor demonstrated evidence of competency in nursing skills.

Response	Frequency	Percent	Mean: 4.00
Agree	7	100.00	<div></div>
Sometimes	0	0.00	<div></div>
Agree			
Sometimes	0	0.00	<div></div>
Disagree			
Disagree	0	0.00	<div></div>
Not Applicable	0	0.00	<div></div>

48. My clinical instructor provided me with constructive feedback on my progress in clinical.

Response	Frequency	Percent	Mean: 4.00
Agree	7	100.00	<div></div>
Sometimes	0	0.00	<div></div>
Agree			
Sometimes	0	0.00	<div></div>
Disagree			
Disagree	0	0.00	<div></div>
Not Applicable	0	0.00	<div></div>

50. My clinical instructor acted as a positive role model regarding patient safety, client advocacy, caring, cultural sensitivity, and collaboration.

Response	Frequency	Percent	Mean: 4.00
Agree	7	100.00	<div></div>
Sometimes	0	0.00	<div></div>
Agree			
Sometimes	0	0.00	<div></div>
Disagree			
Disagree	0	0.00	<div></div>
Not Applicable	0	0.00	<div></div>

45. My clinical instructor demonstrated evidence of current nursing knowledge.

Response	Frequency	Percent	Mean: 4.00
Agree	7	100.00	<div></div>
Sometimes	0	0.00	<div></div>
Agree			
Sometimes	0	0.00	<div></div>
Disagree			
Disagree	0	0.00	<div></div>
Not Applicable	0	0.00	<div></div>

47. My clinical instructor was available for the supervision of invasive skills.

Response	Frequency	Percent	Mean: 3.43
Agree	6	85.71	<div></div>
Sometimes	0	0.00	<div></div>
Agree			
Sometimes	0	0.00	<div></div>
Disagree			
Disagree	0	0.00	<div></div>
Not Applicable	1	14.29	<div></div>

49. My clinical instructor facilitated post-conference to enhance meeting of clinical objectives.

Response	Frequency	Percent	Mean: 4.00
Agree	7	100.00	<div></div>
Sometimes	0	0.00	<div></div>
Agree			
Sometimes	0	0.00	<div></div>
Disagree			
Disagree	0	0.00	<div></div>
Not Applicable	0	0.00	<div></div>

Trinity Valley Community College

ADN Level II Evaluation Report - Spring 2013

by Instructor

Instructor: Karen Neighbors

28. I felt welcomed at the clinical site by the nurses.

Response	Frequency	Percent	Mean: 3.50
Agree	3	50.00	<div><div></div></div>
Sometimes Agree	3	50.00	<div><div></div></div>
Sometimes Disagree	0	0.00	<div><div></div></div>
Disagree	0	0.00	<div><div></div></div>
Not Applicable	0	0.00	<div><div></div></div>
Missing	0	0.00	<div><div></div></div>

29. My primary nurses or preceptors communicated adequately with me with regards to my patients.

Response	Frequency	Percent	Mean: 3.67
Agree	4	66.67	<div><div></div></div>
Sometimes Agree	2	33.33	<div><div></div></div>
Sometimes Disagree	0	0.00	<div><div></div></div>
Disagree	0	0.00	<div><div></div></div>
Not Applicable	0	0.00	<div><div></div></div>
Missing	0	0.00	<div><div></div></div>

30. My primary nurses or preceptors demonstrated professional behaviors.

Response	Frequency	Percent	Mean: 3.67
Agree	4	66.67	<div><div></div></div>
Sometimes Agree	2	33.33	<div><div></div></div>
Sometimes Disagree	0	0.00	<div><div></div></div>
Disagree	0	0.00	<div><div></div></div>
Not Applicable	0	0.00	<div><div></div></div>
Missing	0	0.00	<div><div></div></div>

31. My primary nurses or preceptors provided safe, competent patient care.

Response	Frequency	Percent	Mean: 3.83
Agree	5	83.33	<div><div></div></div>
Sometimes Agree	1	16.67	<div><div></div></div>
Sometimes Disagree	0	0.00	<div><div></div></div>
Disagree	0	0.00	<div><div></div></div>
Not Applicable	0	0.00	<div><div></div></div>
Missing	0	0.00	<div><div></div></div>

32. My primary nurses or preceptors gave me constructive feedback regarding my performance.

Response	Frequency	Percent	Mean: 4.00
Agree	6	100.00	<div><div></div></div>
Sometimes Agree	0	0.00	<div><div></div></div>
Sometimes Disagree	0	0.00	<div><div></div></div>
Disagree	0	0.00	<div><div></div></div>
Not Applicable	0	0.00	<div><div></div></div>
Missing	0	0.00	<div><div></div></div>

33. My preceptors were available to answer questions and observe skills.

Response	Frequency	Percent	Mean: 3.83
Agree	5	83.33	<div><div></div></div>
Sometimes Agree	1	16.67	<div><div></div></div>
Sometimes Disagree	0	0.00	<div><div></div></div>
Disagree	0	0.00	<div><div></div></div>
Not Applicable	0	0.00	<div><div></div></div>
Missing	0	0.00	<div><div></div></div>

34. During my rotation, I had the opportunity to make clinical decisions for my patients.

Response	Frequency	Percent	Mean: 4.00
Agree	6	100.00	
Sometimes	0	0.00	
Agree			
Sometimes	0	0.00	
Disagree			
Disagree	0	0.00	
Not Applicable	0	0.00	
Missing	0	0.00	

36. During my rotation, I was able to implement client teaching.

Response	Frequency	Percent	Mean: 4.00
Agree	6	100.00	
Sometimes	0	0.00	
Agree			
Sometimes	0	0.00	
Disagree			
Disagree	0	0.00	
Not Applicable	0	0.00	
Missing	0	0.00	

38. During my rotation, I was able to document on the client's electronic health record.

Response	Frequency	Percent	Mean: 4.00
Agree	6	100.00	
Sometimes	0	0.00	
Agree			
Sometimes	0	0.00	
Disagree			
Disagree	0	0.00	
Not Applicable	0	0.00	
Missing	0	0.00	

40. During my clinical I had sufficient opportunities (quality and quantity) to meet course objectives.

Response	Frequency	Percent	Mean: 4.00
Agree	6	100.00	
Sometimes	0	0.00	
Agree			
Sometimes	0	0.00	
Disagree			
Disagree	0	0.00	
Not Applicable	0	0.00	
Missing	0	0.00	

35. During my rotation, I was able to perform a variety of skills.

Response	Frequency	Percent	Mean: 4.00
Agree	6	100.00	
Sometimes	0	0.00	
Agree			
Sometimes	0	0.00	
Disagree			
Disagree	0	0.00	
Not Applicable	0	0.00	
Missing	0	0.00	

37. During my rotation, I was able to interact with other disciplines.

Response	Frequency	Percent	Mean: 4.00
Agree	6	100.00	
Sometimes	0	0.00	
Agree			
Sometimes	0	0.00	
Disagree			
Disagree	0	0.00	
Not Applicable	0	0.00	
Missing	0	0.00	

39. The facility provided an adequate orientation.

Response	Frequency	Percent	Mean: 4.00
Agree	6	100.00	
Sometimes	0	0.00	
Agree			
Sometimes	0	0.00	
Disagree			
Disagree	0	0.00	
Not Applicable	0	0.00	
Missing	0	0.00	

41. I had an overall positive learning experience at my clinical rotation.

Response	Frequency	Percent	Mean: 4.00
Agree	6	100.00	
Sometimes	0	0.00	
Agree			
Sometimes	0	0.00	
Disagree			
Disagree	0	0.00	
Not Applicable	0	0.00	
Missing	0	0.00	

42. My clinical instructor was on time for clinical.

Response	Frequency	Percent	Mean: 4.00
Agree	6	100.00	<div><div></div></div>
Sometimes	0	0.00	<div><div></div></div>
Agree			
Sometimes	0	0.00	<div><div></div></div>
Disagree			
Disagree	0	0.00	<div><div></div></div>
Not Applicable	0	0.00	<div><div></div></div>
Missing	0	0.00	<div><div></div></div>

44. My clinical instructor promoted an environment in which I felt respected.

Response	Frequency	Percent	Mean: 4.00
Agree	6	100.00	<div><div></div></div>
Sometimes	0	0.00	<div><div></div></div>
Agree			
Sometimes	0	0.00	<div><div></div></div>
Disagree			
Disagree	0	0.00	<div><div></div></div>
Not Applicable	0	0.00	<div><div></div></div>
Missing	0	0.00	<div><div></div></div>

46. My clinical instructor demonstrated evidence of competency in nursing skills.

Response	Frequency	Percent	Mean: 4.00
Agree	6	100.00	<div><div></div></div>
Sometimes	0	0.00	<div><div></div></div>
Agree			
Sometimes	0	0.00	<div><div></div></div>
Disagree			
Disagree	0	0.00	<div><div></div></div>
Not Applicable	0	0.00	<div><div></div></div>
Missing	0	0.00	<div><div></div></div>

48. My clinical instructor provided me with constructive feedback on my progress in clinical.

Response	Frequency	Percent	Mean: 4.00
Agree	5	83.33	<div><div></div></div>
Sometimes	0	0.00	<div><div></div></div>
Agree			
Sometimes	0	0.00	<div><div></div></div>
Disagree			
Disagree	0	0.00	<div><div></div></div>
Not Applicable	0	0.00	<div><div></div></div>
Missing	1	16.67	<div><div></div></div>

43. My clinical instructor encouraged me to make clinical judgments.

Response	Frequency	Percent	Mean: 4.00
Agree	6	100.00	<div><div></div></div>
Sometimes	0	0.00	<div><div></div></div>
Agree			
Sometimes	0	0.00	<div><div></div></div>
Disagree			
Disagree	0	0.00	<div><div></div></div>
Not Applicable	0	0.00	<div><div></div></div>
Missing	0	0.00	<div><div></div></div>

45. My clinical instructor demonstrated evidence of current nursing knowledge.

Response	Frequency	Percent	Mean: 4.00
Agree	6	100.00	<div><div></div></div>
Sometimes	0	0.00	<div><div></div></div>
Agree			
Sometimes	0	0.00	<div><div></div></div>
Disagree			
Disagree	0	0.00	<div><div></div></div>
Not Applicable	0	0.00	<div><div></div></div>
Missing	0	0.00	<div><div></div></div>

47. My clinical instructor was available for the supervision of invasive skills.

Response	Frequency	Percent	Mean: 4.00
Agree	6	100.00	<div><div></div></div>
Sometimes	0	0.00	<div><div></div></div>
Agree			
Sometimes	0	0.00	<div><div></div></div>
Disagree			
Disagree	0	0.00	<div><div></div></div>
Not Applicable	0	0.00	<div><div></div></div>
Missing	0	0.00	<div><div></div></div>

49. My clinical instructor facilitated post-conference to enhance meeting of clinical objectives.

Response	Frequency	Percent	Mean: 4.00
Agree	6	100.00	<div><div></div></div>
Sometimes	0	0.00	<div><div></div></div>
Agree			
Sometimes	0	0.00	<div><div></div></div>
Disagree			
Disagree	0	0.00	<div><div></div></div>
Not Applicable	0	0.00	<div><div></div></div>
Missing	0	0.00	<div><div></div></div>

50. My clinical instructor acted as a positive role model regarding patient safety, client advocacy, caring, cultural sensitivity, and collaboration.

Response	Frequency	Percent	Mean: 4.00
Agree	6	100.00	
Sometimes Agree	0	0.00	
Sometimes Disagree	0	0.00	
Disagree	0	0.00	
Not Applicable	0	0.00	
Missing	0	0.00	

Trinity Valley Community College

ADN Level II Evaluation Report - Spring 2013

by Instructor

Instructor: Lori Cook

28. I felt welcomed at the clinical site by the nurses.

Response	Frequency	Percent	Mean: 4.00
Agree	2	100.00	
Sometimes	0	0.00	
Agree			
Sometimes	0	0.00	
Disagree			
Disagree	0	0.00	
Not Applicable	0	0.00	

29. My primary nurses or preceptors communicated adequately with me with regards to my patients.

Response	Frequency	Percent	Mean: 4.00
Agree	2	100.00	
Sometimes	0	0.00	
Agree			
Sometimes	0	0.00	
Disagree			
Disagree	0	0.00	
Not Applicable	0	0.00	

30. My primary nurses or preceptors demonstrated professional behaviors.

Response	Frequency	Percent	Mean: 4.00
Agree	2	100.00	
Sometimes	0	0.00	
Agree			
Sometimes	0	0.00	
Disagree			
Disagree	0	0.00	
Not Applicable	0	0.00	

31. My primary nurses or preceptors provided safe, competent patient care.

Response	Frequency	Percent	Mean: 4.00
Agree	2	100.00	
Sometimes	0	0.00	
Agree			
Sometimes	0	0.00	
Disagree			
Disagree	0	0.00	
Not Applicable	0	0.00	

32. My primary nurses or preceptors gave me constructive feedback regarding my performance.

Response	Frequency	Percent	Mean: 4.00
Agree	2	100.00	
Sometimes	0	0.00	
Agree			
Sometimes	0	0.00	
Disagree			
Disagree	0	0.00	
Not Applicable	0	0.00	

33. My preceptors were available to answer questions and observe skills.

Response	Frequency	Percent	Mean: 4.00
Agree	2	100.00	
Sometimes	0	0.00	
Agree			
Sometimes	0	0.00	
Disagree			
Disagree	0	0.00	
Not Applicable	0	0.00	

34. During my rotation, I had the opportunity to make clinical decisions for my patients.

Response	Frequency	Percent	Mean: 4.00
Agree	2	100.00	
Sometimes	0	0.00	
Agree			
Sometimes	0	0.00	
Disagree			
Disagree	0	0.00	
Not Applicable	0	0.00	

35. During my rotation, I was able to perform a variety of skills.

Response	Frequency	Percent	Mean: 3.50
Agree	1	50.00	
Sometimes	1	50.00	
Agree			
Sometimes	0	0.00	
Disagree			
Disagree	0	0.00	
Not Applicable	0	0.00	

36. During my rotation, I was able to implement client teaching.

Response	Frequency	Percent	Mean: 4.00
Agree	2	100.00	
Sometimes	0	0.00	
Agree			
Sometimes	0	0.00	
Disagree			
Disagree	0	0.00	
Not Applicable	0	0.00	

38. During my rotation, I was able to document on the client's electronic health record.

Response	Frequency	Percent	Mean: 0.00
Agree	0	0.00	
Sometimes	0	0.00	
Agree			
Sometimes	0	0.00	
Disagree			
Disagree	0	0.00	
Not Applicable	2	100.00	

40. During my clinical I had sufficient opportunities (quality and quantity) to meet course objectives.

Response	Frequency	Percent	Mean: 3.50
Agree	1	50.00	
Sometimes	1	50.00	
Agree			
Sometimes	0	0.00	
Disagree			
Disagree	0	0.00	
Not Applicable	0	0.00	

42. My clinical instructor was on time for clinical.

Response	Frequency	Percent	Mean: 4.00
Agree	2	100.00	
Sometimes	0	0.00	
Agree			
Sometimes	0	0.00	
Disagree			
Disagree	0	0.00	
Not Applicable	0	0.00	

37. During my rotation, I was able to interact with other disciplines.

Response	Frequency	Percent	Mean: 4.00
Agree	2	100.00	
Sometimes	0	0.00	
Agree			
Sometimes	0	0.00	
Disagree			
Disagree	0	0.00	
Not Applicable	0	0.00	

39. The facility provided an adequate orientation.

Response	Frequency	Percent	Mean: 4.00
Agree	2	100.00	
Sometimes	0	0.00	
Agree			
Sometimes	0	0.00	
Disagree			
Disagree	0	0.00	
Not Applicable	0	0.00	

41. I had an overall positive learning experience at my clinical rotation.

Response	Frequency	Percent	Mean: 4.00
Agree	2	100.00	
Sometimes	0	0.00	
Agree			
Sometimes	0	0.00	
Disagree			
Disagree	0	0.00	
Not Applicable	0	0.00	

43. My clinical instructor encouraged me to make clinical judgments.

Response	Frequency	Percent	Mean: 4.00
Agree	2	100.00	
Sometimes	0	0.00	
Agree			
Sometimes	0	0.00	
Disagree			
Disagree	0	0.00	
Not Applicable	0	0.00	

44. My clinical instructor promoted an environment in which I felt respected.

Response	Frequency	Percent	Mean: 4.00
Agree	2	100.00	
Sometimes	0	0.00	
Agree			
Sometimes	0	0.00	
Disagree			
Disagree	0	0.00	
Not Applicable	0	0.00	

46. My clinical instructor demonstrated evidence of competency in nursing skills.

Response	Frequency	Percent	Mean: 4.00
Agree	2	100.00	
Sometimes	0	0.00	
Agree			
Sometimes	0	0.00	
Disagree			
Disagree	0	0.00	
Not Applicable	0	0.00	

48. My clinical instructor provided me with constructive feedback on my progress in clinical.

Response	Frequency	Percent	Mean: 4.00
Agree	2	100.00	
Sometimes	0	0.00	
Agree			
Sometimes	0	0.00	
Disagree			
Disagree	0	0.00	
Not Applicable	0	0.00	

50. My clinical instructor acted as a positive role model regarding patient safety, client advocacy, caring, cultural sensitivity, and collaboration.

Response	Frequency	Percent	Mean: 4.00
Agree	2	100.00	
Sometimes	0	0.00	
Agree			
Sometimes	0	0.00	
Disagree			
Disagree	0	0.00	
Not Applicable	0	0.00	

45. My clinical instructor demonstrated evidence of current nursing knowledge.

Response	Frequency	Percent	Mean: 4.00
Agree	2	100.00	
Sometimes	0	0.00	
Agree			
Sometimes	0	0.00	
Disagree			
Disagree	0	0.00	
Not Applicable	0	0.00	

47. My clinical instructor was available for the supervision of invasive skills.

Response	Frequency	Percent	Mean: 4.00
Agree	2	100.00	
Sometimes	0	0.00	
Agree			
Sometimes	0	0.00	
Disagree			
Disagree	0	0.00	
Not Applicable	0	0.00	

49. My clinical instructor facilitated post-conference to enhance meeting of clinical objectives.

Response	Frequency	Percent	Mean: 4.00
Agree	2	100.00	
Sometimes	0	0.00	
Agree			
Sometimes	0	0.00	
Disagree			
Disagree	0	0.00	
Not Applicable	0	0.00	

Trinity Valley Community College

ADN Level II Evaluation Report - Spring 2013

by Instructor

Instructor: Mary Krieger

28. I felt welcomed at the clinical site by the nurses.

Response	Frequency	Percent	Mean: 3.33
Agree	2	33.33	<div><div></div></div>
Sometimes Agree	4	66.67	<div><div></div></div>
Sometimes Disagree	0	0.00	<div><div></div></div>
Disagree	0	0.00	<div><div></div></div>
Not Applicable	0	0.00	<div><div></div></div>

29. My primary nurses or preceptors communicated adequately with me with regards to my patients.

Response	Frequency	Percent	Mean: 3.50
Agree	3	50.00	<div><div></div></div>
Sometimes Agree	3	50.00	<div><div></div></div>
Sometimes Disagree	0	0.00	<div><div></div></div>
Disagree	0	0.00	<div><div></div></div>
Not Applicable	0	0.00	<div><div></div></div>

30. My primary nurses or preceptors demonstrated professional behaviors.

Response	Frequency	Percent	Mean: 3.50
Agree	3	50.00	<div><div></div></div>
Sometimes Agree	3	50.00	<div><div></div></div>
Sometimes Disagree	0	0.00	<div><div></div></div>
Disagree	0	0.00	<div><div></div></div>
Not Applicable	0	0.00	<div><div></div></div>

31. My primary nurses or preceptors provided safe, competent patient care.

Response	Frequency	Percent	Mean: 3.83
Agree	5	83.33	<div><div></div></div>
Sometimes Agree	1	16.67	<div><div></div></div>
Sometimes Disagree	0	0.00	<div><div></div></div>
Disagree	0	0.00	<div><div></div></div>
Not Applicable	0	0.00	<div><div></div></div>

32. My primary nurses or preceptors gave me constructive feedback regarding my performance.

Response	Frequency	Percent	Mean: 3.67
Agree	4	66.67	<div><div></div></div>
Sometimes Agree	2	33.33	<div><div></div></div>
Sometimes Disagree	0	0.00	<div><div></div></div>
Disagree	0	0.00	<div><div></div></div>
Not Applicable	0	0.00	<div><div></div></div>

33. My preceptors were available to answer questions and observe skills.

Response	Frequency	Percent	Mean: 4.00
Agree	6	100.00	<div><div></div></div>
Sometimes Agree	0	0.00	<div><div></div></div>
Sometimes Disagree	0	0.00	<div><div></div></div>
Disagree	0	0.00	<div><div></div></div>
Not Applicable	0	0.00	<div><div></div></div>

34. During my rotation, I had the opportunity to make clinical decisions for my patients.

Response	Frequency	Percent	Mean: 3.33
Agree	3	50.00	<div><div></div></div>
Sometimes Agree	2	33.33	<div><div></div></div>
Sometimes Disagree	1	16.67	<div><div></div></div>
Disagree	0	0.00	<div><div></div></div>
Not Applicable	0	0.00	<div><div></div></div>

35. During my rotation, I was able to perform a variety of skills.

Response	Frequency	Percent	Mean: 3.67
Agree	4	66.67	<div><div></div></div>
Sometimes Agree	2	33.33	<div><div></div></div>
Sometimes Disagree	0	0.00	<div><div></div></div>
Disagree	0	0.00	<div><div></div></div>
Not Applicable	0	0.00	<div><div></div></div>

36. During my rotation, I was able to implement client teaching.

Response	Frequency	Percent	Mean: 4.00
Agree	6	100.00	<div><div></div></div>
Sometimes	0	0.00	<div><div></div></div>
Disagree	0	0.00	<div><div></div></div>
Not Applicable	0	0.00	<div><div></div></div>

38. During my rotation, I was able to document on the client's electronic health record.

Response	Frequency	Percent	Mean: 4.00
Agree	6	100.00	<div><div></div></div>
Sometimes	0	0.00	<div><div></div></div>
Disagree	0	0.00	<div><div></div></div>
Not Applicable	0	0.00	<div><div></div></div>

40. During my clinical I had sufficient opportunities (quality and quantity) to meet course objectives.

Response	Frequency	Percent	Mean: 3.83
Agree	5	83.33	<div><div></div></div>
Sometimes	1	16.67	<div><div></div></div>
Disagree	0	0.00	<div><div></div></div>
Not Applicable	0	0.00	<div><div></div></div>

42. My clinical instructor was on time for clinical.

Response	Frequency	Percent	Mean: 4.00
Agree	6	100.00	<div><div></div></div>
Sometimes	0	0.00	<div><div></div></div>
Disagree	0	0.00	<div><div></div></div>
Not Applicable	0	0.00	<div><div></div></div>

37. During my rotation, I was able to interact with other disciplines.

Response	Frequency	Percent	Mean: 3.83
Agree	5	83.33	<div><div></div></div>
Sometimes	1	16.67	<div><div></div></div>
Disagree	0	0.00	<div><div></div></div>
Not Applicable	0	0.00	<div><div></div></div>

39. The facility provided an adequate orientation.

Response	Frequency	Percent	Mean: 3.83
Agree	5	83.33	<div><div></div></div>
Sometimes	1	16.67	<div><div></div></div>
Disagree	0	0.00	<div><div></div></div>
Not Applicable	0	0.00	<div><div></div></div>

41. I had an overall positive learning experience at my clinical rotation.

Response	Frequency	Percent	Mean: 3.83
Agree	5	83.33	<div><div></div></div>
Sometimes	1	16.67	<div><div></div></div>
Disagree	0	0.00	<div><div></div></div>
Not Applicable	0	0.00	<div><div></div></div>

43. My clinical instructor encouraged me to make clinical judgments.

Response	Frequency	Percent	Mean: 3.83
Agree	5	83.33	<div><div></div></div>
Sometimes	1	16.67	<div><div></div></div>
Disagree	0	0.00	<div><div></div></div>
Not Applicable	0	0.00	<div><div></div></div>

44. My clinical instructor promoted an environment in which I felt respected.

Response	Frequency	Percent	Mean: 3.83
Agree	5	83.33	<div><div></div></div>
Sometimes	1	16.67	<div><div></div></div>
Agree			
Sometimes	0	0.00	<div><div></div></div>
Disagree			
Disagree	0	0.00	<div><div></div></div>
Not Applicable	0	0.00	<div><div></div></div>

46. My clinical instructor demonstrated evidence of competency in nursing skills.

Response	Frequency	Percent	Mean: 4.00
Agree	6	100.00	<div><div></div></div>
Sometimes	0	0.00	<div><div></div></div>
Agree			
Sometimes	0	0.00	<div><div></div></div>
Disagree			
Disagree	0	0.00	<div><div></div></div>
Not Applicable	0	0.00	<div><div></div></div>

48. My clinical instructor provided me with constructive feedback on my progress in clinical.

Response	Frequency	Percent	Mean: 4.00
Agree	6	100.00	<div><div></div></div>
Sometimes	0	0.00	<div><div></div></div>
Agree			
Sometimes	0	0.00	<div><div></div></div>
Disagree			
Disagree	0	0.00	<div><div></div></div>
Not Applicable	0	0.00	<div><div></div></div>

50. My clinical instructor acted as a positive role model regarding patient safety, client advocacy, caring, cultural sensitivity, and collaboration.

Response	Frequency	Percent	Mean: 4.00
Agree	6	100.00	<div><div></div></div>
Sometimes	0	0.00	<div><div></div></div>
Agree			
Sometimes	0	0.00	<div><div></div></div>
Disagree			
Disagree	0	0.00	<div><div></div></div>
Not Applicable	0	0.00	<div><div></div></div>

45. My clinical instructor demonstrated evidence of current nursing knowledge.

Response	Frequency	Percent	Mean: 4.00
Agree	6	100.00	<div><div></div></div>
Sometimes	0	0.00	<div><div></div></div>
Agree			
Sometimes	0	0.00	<div><div></div></div>
Disagree			
Disagree	0	0.00	<div><div></div></div>
Not Applicable	0	0.00	<div><div></div></div>

47. My clinical instructor was available for the supervision of invasive skills.

Response	Frequency	Percent	Mean: 4.00
Agree	6	100.00	<div><div></div></div>
Sometimes	0	0.00	<div><div></div></div>
Agree			
Sometimes	0	0.00	<div><div></div></div>
Disagree			
Disagree	0	0.00	<div><div></div></div>
Not Applicable	0	0.00	<div><div></div></div>

49. My clinical instructor facilitated post-conference to enhance meeting of clinical objectives.

Response	Frequency	Percent	Mean: 4.00
Agree	6	100.00	<div><div></div></div>
Sometimes	0	0.00	<div><div></div></div>
Agree			
Sometimes	0	0.00	<div><div></div></div>
Disagree			
Disagree	0	0.00	<div><div></div></div>
Not Applicable	0	0.00	<div><div></div></div>

Trinity Valley Community College

ADN Level II Evaluation Report - Spring 2013

by Instructor

Instructor: Melinda Parish

28. I felt welcomed at the clinical site by the nurses.

Response	Frequency	Percent	Mean: 3.33
Agree	2	66.67	<div><div></div></div>
Sometimes	0	0.00	<div><div></div></div>
Agree			
Sometimes	1	33.33	<div><div></div></div>
Disagree			
Disagree	0	0.00	<div><div></div></div>
Not Applicable	0	0.00	<div><div></div></div>
Missing	0	0.00	<div><div></div></div>

29. My primary nurses or preceptors communicated adequately with me with regards to my patients.

Response	Frequency	Percent	Mean: 2.00
Agree	1	33.33	<div><div></div></div>
Sometimes	0	0.00	<div><div></div></div>
Agree			
Sometimes	1	33.33	<div><div></div></div>
Disagree			
Disagree	0	0.00	<div><div></div></div>
Not Applicable	1	33.33	<div><div></div></div>
Missing	0	0.00	<div><div></div></div>

30. My primary nurses or preceptors demonstrated professional behaviors.

Response	Frequency	Percent	Mean: 2.33
Agree	1	33.33	<div><div></div></div>
Sometimes	1	33.33	<div><div></div></div>
Agree			
Sometimes	0	0.00	<div><div></div></div>
Disagree			
Disagree	0	0.00	<div><div></div></div>
Not Applicable	1	33.33	<div><div></div></div>
Missing	0	0.00	<div><div></div></div>

31. My primary nurses or preceptors provided safe, competent patient care.

Response	Frequency	Percent	Mean: 2.67
Agree	2	66.67	<div><div></div></div>
Sometimes	0	0.00	<div><div></div></div>
Agree			
Sometimes	0	0.00	<div><div></div></div>
Disagree			
Disagree	0	0.00	<div><div></div></div>
Not Applicable	1	33.33	<div><div></div></div>
Missing	0	0.00	<div><div></div></div>

32. My primary nurses or preceptors gave me constructive feedback regarding my performance.

Response	Frequency	Percent	Mean: 2.00
Agree	1	33.33	<div><div></div></div>
Sometimes	0	0.00	<div><div></div></div>
Agree			
Sometimes	1	33.33	<div><div></div></div>
Disagree			
Disagree	0	0.00	<div><div></div></div>
Not Applicable	1	33.33	<div><div></div></div>
Missing	0	0.00	<div><div></div></div>

33. My preceptors were available to answer questions and observe skills.

Response	Frequency	Percent	Mean: 3.33
Agree	1	33.33	<div><div></div></div>
Sometimes	2	66.67	<div><div></div></div>
Agree			
Sometimes	0	0.00	<div><div></div></div>
Disagree			
Disagree	0	0.00	<div><div></div></div>
Not Applicable	0	0.00	<div><div></div></div>
Missing	0	0.00	<div><div></div></div>

34. During my rotation, I had the opportunity to make clinical decisions for my patients.

Response	Frequency	Percent	Mean: 3.00
Agree	1	33.33	<div><div></div></div>
Sometimes	1	33.33	<div><div></div></div>
Agree			
Sometimes	1	33.33	<div><div></div></div>
Disagree			
Disagree	0	0.00	<div><div></div></div>
Not Applicable	0	0.00	<div><div></div></div>
Missing	0	0.00	<div><div></div></div>

36. During my rotation, I was able to implement client teaching.

Response	Frequency	Percent	Mean: 3.33
Agree	1	33.33	<div><div></div></div>
Sometimes	2	66.67	<div><div></div></div>
Agree			
Sometimes	0	0.00	<div><div></div></div>
Disagree			
Disagree	0	0.00	<div><div></div></div>
Not Applicable	0	0.00	<div><div></div></div>
Missing	0	0.00	<div><div></div></div>

38. During my rotation, I was able to document on the client's electronic health record.

Response	Frequency	Percent	Mean: 3.67
Agree	2	66.67	<div><div></div></div>
Sometimes	1	33.33	<div><div></div></div>
Agree			
Sometimes	0	0.00	<div><div></div></div>
Disagree			
Disagree	0	0.00	<div><div></div></div>
Not Applicable	0	0.00	<div><div></div></div>
Missing	0	0.00	<div><div></div></div>

40. During my clinical I had sufficient opportunities (quality and quantity) to meet course objectives.

Response	Frequency	Percent	Mean: 3.33
Agree	2	66.67	<div><div></div></div>
Sometimes	0	0.00	<div><div></div></div>
Agree			
Sometimes	1	33.33	<div><div></div></div>
Disagree			
Disagree	0	0.00	<div><div></div></div>
Not Applicable	0	0.00	<div><div></div></div>
Missing	0	0.00	<div><div></div></div>

35. During my rotation, I was able to perform a variety of skills.

Response	Frequency	Percent	Mean: 3.33
Agree	2	66.67	<div><div></div></div>
Sometimes	0	0.00	<div><div></div></div>
Agree			
Sometimes	1	33.33	<div><div></div></div>
Disagree			
Disagree	0	0.00	<div><div></div></div>
Not Applicable	0	0.00	<div><div></div></div>
Missing	0	0.00	<div><div></div></div>

37. During my rotation, I was able to interact with other disciplines.

Response	Frequency	Percent	Mean: 3.33
Agree	2	66.67	<div><div></div></div>
Sometimes	0	0.00	<div><div></div></div>
Agree			
Sometimes	1	33.33	<div><div></div></div>
Disagree			
Disagree	0	0.00	<div><div></div></div>
Not Applicable	0	0.00	<div><div></div></div>
Missing	0	0.00	<div><div></div></div>

39. The facility provided an adequate orientation.

Response	Frequency	Percent	Mean: 3.67
Agree	2	66.67	<div><div></div></div>
Sometimes	1	33.33	<div><div></div></div>
Agree			
Sometimes	0	0.00	<div><div></div></div>
Disagree			
Disagree	0	0.00	<div><div></div></div>
Not Applicable	0	0.00	<div><div></div></div>
Missing	0	0.00	<div><div></div></div>

41. I had an overall positive learning experience at my clinical rotation.

Response	Frequency	Percent	Mean: 3.67
Agree	2	66.67	<div><div></div></div>
Sometimes	1	33.33	<div><div></div></div>
Agree			
Sometimes	0	0.00	<div><div></div></div>
Disagree			
Disagree	0	0.00	<div><div></div></div>
Not Applicable	0	0.00	<div><div></div></div>
Missing	0	0.00	<div><div></div></div>

42. My clinical instructor was on time for clinical.

Response	Frequency	Percent	Mean: 4.00
Agree	3	100.00	<div></div>
Sometimes	0	0.00	<div></div>
Agree			
Sometimes	0	0.00	<div></div>
Disagree			
Disagree	0	0.00	<div></div>
Not Applicable	0	0.00	<div></div>
Missing	0	0.00	<div></div>

44. My clinical instructor promoted an environment in which I felt respected.

Response	Frequency	Percent	Mean: 4.00
Agree	3	100.00	<div></div>
Sometimes	0	0.00	<div></div>
Agree			
Sometimes	0	0.00	<div></div>
Disagree			
Disagree	0	0.00	<div></div>
Not Applicable	0	0.00	<div></div>
Missing	0	0.00	<div></div>

46. My clinical instructor demonstrated evidence of competency in nursing skills.

Response	Frequency	Percent	Mean: 4.00
Agree	3	100.00	<div></div>
Sometimes	0	0.00	<div></div>
Agree			
Sometimes	0	0.00	<div></div>
Disagree			
Disagree	0	0.00	<div></div>
Not Applicable	0	0.00	<div></div>
Missing	0	0.00	<div></div>

48. My clinical instructor provided me with constructive feedback on my progress in clinical.

Response	Frequency	Percent	Mean: 4.00
Agree	3	100.00	<div></div>
Sometimes	0	0.00	<div></div>
Agree			
Sometimes	0	0.00	<div></div>
Disagree			
Disagree	0	0.00	<div></div>
Not Applicable	0	0.00	<div></div>
Missing	0	0.00	<div></div>

43. My clinical instructor encouraged me to make clinical judgments.

Response	Frequency	Percent	Mean: 4.00
Agree	3	100.00	<div></div>
Sometimes	0	0.00	<div></div>
Agree			
Sometimes	0	0.00	<div></div>
Disagree			
Disagree	0	0.00	<div></div>
Not Applicable	0	0.00	<div></div>
Missing	0	0.00	<div></div>

45. My clinical instructor demonstrated evidence of current nursing knowledge.

Response	Frequency	Percent	Mean: 4.00
Agree	3	100.00	<div></div>
Sometimes	0	0.00	<div></div>
Agree			
Sometimes	0	0.00	<div></div>
Disagree			
Disagree	0	0.00	<div></div>
Not Applicable	0	0.00	<div></div>
Missing	0	0.00	<div></div>

47. My clinical instructor was available for the supervision of invasive skills.

Response	Frequency	Percent	Mean: 3.67
Agree	2	66.67	<div></div>
Sometimes	1	33.33	<div></div>
Agree			
Sometimes	0	0.00	<div></div>
Disagree			
Disagree	0	0.00	<div></div>
Not Applicable	0	0.00	<div></div>
Missing	0	0.00	<div></div>

49. My clinical instructor facilitated post-conference to enhance meeting of clinical objectives.

Response	Frequency	Percent	Mean: 4.00
Agree	2	66.67	<div></div>
Sometimes	0	0.00	<div></div>
Agree			
Sometimes	0	0.00	<div></div>
Disagree			
Disagree	0	0.00	<div></div>
Not Applicable	0	0.00	<div></div>
Missing	1	33.33	<div></div>

50. My clinical instructor acted as a positive role model regarding patient safety, client advocacy, caring, cultural sensitivity, and collaboration.

Response	Frequency	Percent	Mean: 4.00
Agree	3	100.00	
Sometimes Agree	0	0.00	
Sometimes Disagree	0	0.00	
Disagree	0	0.00	
Not Applicable	0	0.00	
Missing	0	0.00	

Trinity Valley Community College

ADN Level II Evaluation Report - Spring 2013

by Instructor

Instructor: Melodie Wong

28. I felt welcomed at the clinical site by the nurses.

Response	Frequency	Percent	Mean: 2.67
Agree	1	16.67	<div><div></div></div>
Sometimes Agree	3	50.00	<div><div></div></div>
Sometimes Disagree	1	16.67	<div><div></div></div>
Disagree	1	16.67	<div><div></div></div>
Not Applicable	0	0.00	<div><div></div></div>
Missing	0	0.00	<div><div></div></div>

29. My primary nurses or preceptors communicated adequately with me with regards to my patients.

Response	Frequency	Percent	Mean: 3.17
Agree	2	33.33	<div><div></div></div>
Sometimes Agree	3	50.00	<div><div></div></div>
Sometimes Disagree	1	16.67	<div><div></div></div>
Disagree	0	0.00	<div><div></div></div>
Not Applicable	0	0.00	<div><div></div></div>
Missing	0	0.00	<div><div></div></div>

30. My primary nurses or preceptors demonstrated professional behaviors.

Response	Frequency	Percent	Mean: 3.33
Agree	2	33.33	<div><div></div></div>
Sometimes Agree	4	66.67	<div><div></div></div>
Sometimes Disagree	0	0.00	<div><div></div></div>
Disagree	0	0.00	<div><div></div></div>
Not Applicable	0	0.00	<div><div></div></div>
Missing	0	0.00	<div><div></div></div>

31. My primary nurses or preceptors provided safe, competent patient care.

Response	Frequency	Percent	Mean: 3.67
Agree	4	66.67	<div><div></div></div>
Sometimes Agree	2	33.33	<div><div></div></div>
Sometimes Disagree	0	0.00	<div><div></div></div>
Disagree	0	0.00	<div><div></div></div>
Not Applicable	0	0.00	<div><div></div></div>
Missing	0	0.00	<div><div></div></div>

32. My primary nurses or preceptors gave me constructive feedback regarding my performance.

Response	Frequency	Percent	Mean: 3.67
Agree	4	66.67	<div><div></div></div>
Sometimes Agree	2	33.33	<div><div></div></div>
Sometimes Disagree	0	0.00	<div><div></div></div>
Disagree	0	0.00	<div><div></div></div>
Not Applicable	0	0.00	<div><div></div></div>
Missing	0	0.00	<div><div></div></div>

33. My preceptors were available to answer questions and observe skills.

Response	Frequency	Percent	Mean: 3.67
Agree	4	66.67	<div><div></div></div>
Sometimes Agree	2	33.33	<div><div></div></div>
Sometimes Disagree	0	0.00	<div><div></div></div>
Disagree	0	0.00	<div><div></div></div>
Not Applicable	0	0.00	<div><div></div></div>
Missing	0	0.00	<div><div></div></div>

34. During my rotation, I had the opportunity to make clinical decisions for my patients.

Response	Frequency	Percent	Mean: 3.33
Agree	4	66.67	<div><div></div></div>
Sometimes Agree	1	16.67	<div><div></div></div>
Sometimes Disagree	0	0.00	<div><div></div></div>
Disagree	1	16.67	<div><div></div></div>
Not Applicable	0	0.00	<div><div></div></div>
Missing	0	0.00	<div><div></div></div>

36. During my rotation, I was able to implement client teaching.

Response	Frequency	Percent	Mean: 3.50
Agree	4	66.67	<div><div></div></div>
Sometimes Agree	1	16.67	<div><div></div></div>
Sometimes Disagree	1	16.67	<div><div></div></div>
Disagree	0	0.00	<div><div></div></div>
Not Applicable	0	0.00	<div><div></div></div>
Missing	0	0.00	<div><div></div></div>

38. During my rotation, I was able to document on the client's electronic health record.

Response	Frequency	Percent	Mean: 3.83
Agree	5	83.33	<div><div></div></div>
Sometimes Agree	1	16.67	<div><div></div></div>
Sometimes Disagree	0	0.00	<div><div></div></div>
Disagree	0	0.00	<div><div></div></div>
Not Applicable	0	0.00	<div><div></div></div>
Missing	0	0.00	<div><div></div></div>

40. During my clinical I had sufficient opportunities (quality and quantity) to meet course objectives.

Response	Frequency	Percent	Mean: 3.67
Agree	4	66.67	<div><div></div></div>
Sometimes Agree	2	33.33	<div><div></div></div>
Sometimes Disagree	0	0.00	<div><div></div></div>
Disagree	0	0.00	<div><div></div></div>
Not Applicable	0	0.00	<div><div></div></div>
Missing	0	0.00	<div><div></div></div>

35. During my rotation, I was able to perform a variety of skills.

Response	Frequency	Percent	Mean: 3.67
Agree	4	66.67	<div><div></div></div>
Sometimes Agree	2	33.33	<div><div></div></div>
Sometimes Disagree	0	0.00	<div><div></div></div>
Disagree	0	0.00	<div><div></div></div>
Not Applicable	0	0.00	<div><div></div></div>
Missing	0	0.00	<div><div></div></div>

37. During my rotation, I was able to interact with other disciplines.

Response	Frequency	Percent	Mean: 3.67
Agree	4	66.67	<div><div></div></div>
Sometimes Agree	2	33.33	<div><div></div></div>
Sometimes Disagree	0	0.00	<div><div></div></div>
Disagree	0	0.00	<div><div></div></div>
Not Applicable	0	0.00	<div><div></div></div>
Missing	0	0.00	<div><div></div></div>

39. The facility provided an adequate orientation.

Response	Frequency	Percent	Mean: 3.83
Agree	5	83.33	<div><div></div></div>
Sometimes Agree	1	16.67	<div><div></div></div>
Sometimes Disagree	0	0.00	<div><div></div></div>
Disagree	0	0.00	<div><div></div></div>
Not Applicable	0	0.00	<div><div></div></div>
Missing	0	0.00	<div><div></div></div>

41. I had an overall positive learning experience at my clinical rotation.

Response	Frequency	Percent	Mean: 3.83
Agree	5	83.33	<div><div></div></div>
Sometimes Agree	1	16.67	<div><div></div></div>
Sometimes Disagree	0	0.00	<div><div></div></div>
Disagree	0	0.00	<div><div></div></div>
Not Applicable	0	0.00	<div><div></div></div>
Missing	0	0.00	<div><div></div></div>

42. My clinical instructor was on time for clinical.

Response	Frequency	Percent	Mean: 4.00
Agree	5	83.33	<div><div></div></div>
Sometimes	0	0.00	<div><div></div></div>
Agree			
Sometimes	0	0.00	<div><div></div></div>
Disagree			
Disagree	0	0.00	<div><div></div></div>
Not Applicable	0	0.00	<div><div></div></div>
Missing	1	16.67	<div><div></div></div>

44. My clinical instructor promoted an environment in which I felt respected.

Response	Frequency	Percent	Mean: 3.60
Agree	4	66.67	<div><div></div></div>
Sometimes	0	0.00	<div><div></div></div>
Agree			
Sometimes	1	16.67	<div><div></div></div>
Disagree			
Disagree	0	0.00	<div><div></div></div>
Not Applicable	0	0.00	<div><div></div></div>
Missing	1	16.67	<div><div></div></div>

46. My clinical instructor demonstrated evidence of competency in nursing skills.

Response	Frequency	Percent	Mean: 4.00
Agree	5	83.33	<div><div></div></div>
Sometimes	0	0.00	<div><div></div></div>
Agree			
Sometimes	0	0.00	<div><div></div></div>
Disagree			
Disagree	0	0.00	<div><div></div></div>
Not Applicable	0	0.00	<div><div></div></div>
Missing	1	16.67	<div><div></div></div>

48. My clinical instructor provided me with constructive feedback on my progress in clinical.

Response	Frequency	Percent	Mean: 4.00
Agree	5	83.33	<div><div></div></div>
Sometimes	0	0.00	<div><div></div></div>
Agree			
Sometimes	0	0.00	<div><div></div></div>
Disagree			
Disagree	0	0.00	<div><div></div></div>
Not Applicable	0	0.00	<div><div></div></div>
Missing	1	16.67	<div><div></div></div>

43. My clinical instructor encouraged me to make clinical judgments.

Response	Frequency	Percent	Mean: 4.00
Agree	5	83.33	<div><div></div></div>
Sometimes	0	0.00	<div><div></div></div>
Agree			
Sometimes	0	0.00	<div><div></div></div>
Disagree			
Disagree	0	0.00	<div><div></div></div>
Not Applicable	0	0.00	<div><div></div></div>
Missing	1	16.67	<div><div></div></div>

45. My clinical instructor demonstrated evidence of current nursing knowledge.

Response	Frequency	Percent	Mean: 4.00
Agree	5	83.33	<div><div></div></div>
Sometimes	0	0.00	<div><div></div></div>
Agree			
Sometimes	0	0.00	<div><div></div></div>
Disagree			
Disagree	0	0.00	<div><div></div></div>
Not Applicable	0	0.00	<div><div></div></div>
Missing	1	16.67	<div><div></div></div>

47. My clinical instructor was available for the supervision of invasive skills.

Response	Frequency	Percent	Mean: 4.00
Agree	5	83.33	<div><div></div></div>
Sometimes	0	0.00	<div><div></div></div>
Agree			
Sometimes	0	0.00	<div><div></div></div>
Disagree			
Disagree	0	0.00	<div><div></div></div>
Not Applicable	0	0.00	<div><div></div></div>
Missing	1	16.67	<div><div></div></div>

49. My clinical instructor facilitated post-conference to enhance meeting of clinical objectives.

Response	Frequency	Percent	Mean: 4.00
Agree	5	83.33	<div><div></div></div>
Sometimes	0	0.00	<div><div></div></div>
Agree			
Sometimes	0	0.00	<div><div></div></div>
Disagree			
Disagree	0	0.00	<div><div></div></div>
Not Applicable	0	0.00	<div><div></div></div>
Missing	1	16.67	<div><div></div></div>

50. My clinical instructor acted as a positive role model regarding patient safety, client advocacy, caring, cultural sensitivity, and collaboration.

Response	Frequency	Percent	Mean: 4.00
Agree	5	83.33	<div><div></div></div>
Sometimes Agree	0	0.00	<div><div></div></div>
Sometimes Disagree	0	0.00	<div><div></div></div>
Disagree	0	0.00	<div><div></div></div>
Not Applicable	0	0.00	<div><div></div></div>
Missing	1	16.67	<div><div></div></div>

Trinity Valley Community College

ADN Level II Evaluation Report - Spring 2013

by Instructor

Instructor: Michelle Whittenberg

28. I felt welcomed at the clinical site by the nurses.

Response	Frequency	Percent	Mean: 3.00
Agree	0	0.00	
Sometimes Agree	1	100.00	
Sometimes Disagree	0	0.00	
Disagree	0	0.00	
Not Applicable	0	0.00	

29. My primary nurses or preceptors communicated adequately with me with regards to my patients.

Response	Frequency	Percent	Mean: 4.00
Agree	1	100.00	
Sometimes Agree	0	0.00	
Sometimes Disagree	0	0.00	
Disagree	0	0.00	
Not Applicable	0	0.00	

30. My primary nurses or preceptors demonstrated professional behaviors.

Response	Frequency	Percent	Mean: 4.00
Agree	1	100.00	
Sometimes Agree	0	0.00	
Sometimes Disagree	0	0.00	
Disagree	0	0.00	
Not Applicable	0	0.00	

31. My primary nurses or preceptors provided safe, competent patient care.

Response	Frequency	Percent	Mean: 4.00
Agree	1	100.00	
Sometimes Agree	0	0.00	
Sometimes Disagree	0	0.00	
Disagree	0	0.00	
Not Applicable	0	0.00	

32. My primary nurses or preceptors gave me constructive feedback regarding my performance.

Response	Frequency	Percent	Mean: 4.00
Agree	1	100.00	
Sometimes Agree	0	0.00	
Sometimes Disagree	0	0.00	
Disagree	0	0.00	
Not Applicable	0	0.00	

33. My preceptors were available to answer questions and observe skills.

Response	Frequency	Percent	Mean: 4.00
Agree	1	100.00	
Sometimes Agree	0	0.00	
Sometimes Disagree	0	0.00	
Disagree	0	0.00	
Not Applicable	0	0.00	

34. During my rotation, I had the opportunity to make clinical decisions for my patients.

Response	Frequency	Percent	Mean: 4.00
Agree	1	100.00	
Sometimes Agree	0	0.00	
Sometimes Disagree	0	0.00	
Disagree	0	0.00	
Not Applicable	0	0.00	

35. During my rotation, I was able to perform a variety of skills.

Response	Frequency	Percent	Mean: 4.00
Agree	1	100.00	
Sometimes Agree	0	0.00	
Sometimes Disagree	0	0.00	
Disagree	0	0.00	
Not Applicable	0	0.00	

36. During my rotation, I was able to implement client teaching.

Response	Frequency	Percent	Mean: 4.00
Agree	1	100.00	
Sometimes	0	0.00	
Agree			
Sometimes	0	0.00	
Disagree			
Disagree	0	0.00	
Not Applicable	0	0.00	

38. During my rotation, I was able to document on the client's electronic health record.

Response	Frequency	Percent	Mean: 4.00
Agree	1	100.00	
Sometimes	0	0.00	
Agree			
Sometimes	0	0.00	
Disagree			
Disagree	0	0.00	
Not Applicable	0	0.00	

40. During my clinical I had sufficient opportunities (quality and quantity) to meet course objectives.

Response	Frequency	Percent	Mean: 4.00
Agree	1	100.00	
Sometimes	0	0.00	
Agree			
Sometimes	0	0.00	
Disagree			
Disagree	0	0.00	
Not Applicable	0	0.00	

42. My clinical instructor was on time for clinical.

Response	Frequency	Percent	Mean: 4.00
Agree	1	100.00	
Sometimes	0	0.00	
Agree			
Sometimes	0	0.00	
Disagree			
Disagree	0	0.00	
Not Applicable	0	0.00	

37. During my rotation, I was able to interact with other disciplines.

Response	Frequency	Percent	Mean: 4.00
Agree	1	100.00	
Sometimes	0	0.00	
Agree			
Sometimes	0	0.00	
Disagree			
Disagree	0	0.00	
Not Applicable	0	0.00	

39. The facility provided an adequate orientation.

Response	Frequency	Percent	Mean: 4.00
Agree	1	100.00	
Sometimes	0	0.00	
Agree			
Sometimes	0	0.00	
Disagree			
Disagree	0	0.00	
Not Applicable	0	0.00	

41. I had an overall positive learning experience at my clinical rotation.

Response	Frequency	Percent	Mean: 4.00
Agree	1	100.00	
Sometimes	0	0.00	
Agree			
Sometimes	0	0.00	
Disagree			
Disagree	0	0.00	
Not Applicable	0	0.00	

43. My clinical instructor encouraged me to make clinical judgments.

Response	Frequency	Percent	Mean: 4.00
Agree	1	100.00	
Sometimes	0	0.00	
Agree			
Sometimes	0	0.00	
Disagree			
Disagree	0	0.00	
Not Applicable	0	0.00	

44. My clinical instructor promoted an environment in which I felt respected.

Response	Frequency	Percent	Mean: 4.00
Agree	1	100.00	
Sometimes	0	0.00	
Agree			
Sometimes	0	0.00	
Disagree			
Disagree	0	0.00	
Not Applicable	0	0.00	

46. My clinical instructor demonstrated evidence of competency in nursing skills.

Response	Frequency	Percent	Mean: 4.00
Agree	1	100.00	
Sometimes	0	0.00	
Agree			
Sometimes	0	0.00	
Disagree			
Disagree	0	0.00	
Not Applicable	0	0.00	

48. My clinical instructor provided me with constructive feedback on my progress in clinical.

Response	Frequency	Percent	Mean: 4.00
Agree	1	100.00	
Sometimes	0	0.00	
Agree			
Sometimes	0	0.00	
Disagree			
Disagree	0	0.00	
Not Applicable	0	0.00	

50. My clinical instructor acted as a positive role model regarding patient safety, client advocacy, caring, cultural sensitivity, and collaboration.

Response	Frequency	Percent	Mean: 4.00
Agree	1	100.00	
Sometimes	0	0.00	
Agree			
Sometimes	0	0.00	
Disagree			
Disagree	0	0.00	
Not Applicable	0	0.00	

45. My clinical instructor demonstrated evidence of current nursing knowledge.

Response	Frequency	Percent	Mean: 4.00
Agree	1	100.00	
Sometimes	0	0.00	
Agree			
Sometimes	0	0.00	
Disagree			
Disagree	0	0.00	
Not Applicable	0	0.00	

47. My clinical instructor was available for the supervision of invasive skills.

Response	Frequency	Percent	Mean: 4.00
Agree	1	100.00	
Sometimes	0	0.00	
Agree			
Sometimes	0	0.00	
Disagree			
Disagree	0	0.00	
Not Applicable	0	0.00	

49. My clinical instructor facilitated post-conference to enhance meeting of clinical objectives.

Response	Frequency	Percent	Mean: 4.00
Agree	1	100.00	
Sometimes	0	0.00	
Agree			
Sometimes	0	0.00	
Disagree			
Disagree	0	0.00	
Not Applicable	0	0.00	