

# Trinity Valley Community College

## ADN Level III Evaluation - Fall 2013

### 1. The unit objectives were clearly stated, measurable, and attainable.

Response	Frequency	Percent	Mean: 3.46
Agree	16	61.54	<div><div></div></div>
Sometimes	7	26.92	<div><div></div></div>
Agree			
Sometimes	2	7.69	<div><div></div></div>
Disagree			
Disagree	1	3.85	<div><div></div></div>
Not Applicable	0	0.00	<div><div></div></div>

### 2. The tests covered the unit objectives.

Response	Frequency	Percent	Mean: 3.31
Agree	14	53.85	<div><div></div></div>
Sometimes	7	26.92	<div><div></div></div>
Agree			
Sometimes	4	15.38	<div><div></div></div>
Disagree			
Disagree	1	3.85	<div><div></div></div>
Not Applicable	0	0.00	<div><div></div></div>

### 3. The classroom instructors presented current information about their topics.

Response	Frequency	Percent	Mean: 2.88
Agree	11	42.31	<div><div></div></div>
Sometimes	7	26.92	<div><div></div></div>
Agree			
Sometimes	3	11.54	<div><div></div></div>
Disagree			
Disagree	4	15.38	<div><div></div></div>
Not Applicable	1	3.85	<div><div></div></div>

### 4. The classroom instructors were organized in their presentations.

Response	Frequency	Percent	Mean: 2.92
Agree	12	46.15	<div><div></div></div>
Sometimes	6	23.08	<div><div></div></div>
Agree			
Sometimes	3	11.54	<div><div></div></div>
Disagree			
Disagree	4	15.38	<div><div></div></div>
Not Applicable	1	3.85	<div><div></div></div>

### 5. The classroom presentations were understandable.

Response	Frequency	Percent	Mean: 2.92
Agree	11	42.31	<div><div></div></div>
Sometimes	5	19.23	<div><div></div></div>
Agree			
Sometimes	8	30.77	<div><div></div></div>
Disagree			
Disagree	1	3.85	<div><div></div></div>
Not Applicable	1	3.85	<div><div></div></div>

### 6. The classroom instructors reinforced main points by use of specific examples.

Response	Frequency	Percent	Mean: 2.88
Agree	13	50.00	<div><div></div></div>
Sometimes	3	11.54	<div><div></div></div>
Agree			
Sometimes	5	19.23	<div><div></div></div>
Disagree			
Disagree	4	15.38	<div><div></div></div>
Not Applicable	1	3.85	<div><div></div></div>

### 7. The classroom instructors answered my questions satisfactorily.

Response	Frequency	Percent	Mean: 2.88
Agree	13	50.00	<div><div></div></div>
Sometimes	4	15.38	<div><div></div></div>
Agree			
Sometimes	3	11.54	<div><div></div></div>
Disagree			
Disagree	5	19.23	<div><div></div></div>
Not Applicable	1	3.85	<div><div></div></div>

### 8. The classroom instructors used a variety of effective instructional techniques to implement the curriculum.

Response	Frequency	Percent	Mean: 2.50
Agree	9	34.62	<div><div></div></div>
Sometimes	5	19.23	<div><div></div></div>
Agree			
Sometimes	3	11.54	<div><div></div></div>
Disagree			
Disagree	8	30.77	<div><div></div></div>
Not Applicable	1	3.85	<div><div></div></div>

**9. The classroom instructors used a variety of techniques to engage me in the course.**

Response	Frequency	Percent	Mean: 2.46
Agree	9	34.62	
Sometimes Agree	4	15.38	
Sometimes Disagree	4	15.38	
Disagree	8	30.77	
Not Applicable	1	3.85	

**11. I was able to get help in obtaining and using library resources if I needed it.**

Response	Frequency	Percent	Mean: 3.23
Agree	15	57.69	
Sometimes Agree	7	26.92	
Sometimes Disagree	1	3.85	
Disagree	1	3.85	
Not Applicable	2	7.69	

**13. Blackboard resources and activities helped me in meeting the course objectives/requirements.**

Response	Frequency	Percent	Mean: 3.24
Agree	13	52.00	
Sometimes Agree	6	24.00	
Sometimes Disagree	5	20.00	
Disagree	1	4.00	
Not Applicable	0	0.00	

**15. I received an adequate orientation to Blackboard.**

Response	Frequency	Percent	Mean: 3.38
Agree	20	76.92	
Sometimes Agree	2	7.69	
Sometimes Disagree	0	0.00	
Disagree	2	7.69	
Not Applicable	2	7.69	

**10. I have improved my understanding of concepts and principles related to patient care by the instructors' presentations.**

Response	Frequency	Percent	Mean: 3.08
Agree	12	46.15	
Sometimes Agree	8	30.77	
Sometimes Disagree	2	7.69	
Disagree	4	15.38	
Not Applicable	0	0.00	

**12. Learning resources are current, comprehensive, use contemporary technology, accessible and available in a timely manner.**

Response	Frequency	Percent	Mean: 3.23
Agree	14	53.85	
Sometimes Agree	5	19.23	
Sometimes Disagree	6	23.08	
Disagree	1	3.85	
Not Applicable	0	0.00	

**14. Support for accessing Blackboard was available if I needed it.**

Response	Frequency	Percent	Mean: 3.50
Agree	20	76.92	
Sometimes Agree	3	11.54	
Sometimes Disagree	0	0.00	
Disagree	2	7.69	
Not Applicable	1	3.85	

**16. The Medical-Surgical Textbook was easy to understand and provided adequate information to meet the course objectives.**

Response	Frequency	Percent	Mean: 3.48
Agree	16	64.00	
Sometimes Agree	6	24.00	
Sometimes Disagree	2	8.00	
Disagree	1	4.00	
Not Applicable	0	0.00	

**17. The Pediatric/Obstetrics Textbook was easy to understand and provided adequate information to meet the course objectives.**

Response	Frequency	Percent	Mean: 3.64
Agree	18	72.00	<div><div></div></div>
Sometimes Agree	5	20.00	<div><div></div></div>
Sometimes Disagree	2	8.00	<div><div></div></div>
Disagree	0	0.00	<div><div></div></div>
Not Applicable	0	0.00	<div><div></div></div>

**19. The Pharmacology Textbook was easy to understand and provided adequate information to meet the course objectives.**

Response	Frequency	Percent	Mean: 3.36
Agree	13	52.00	<div><div></div></div>
Sometimes Agree	8	32.00	<div><div></div></div>
Sometimes Disagree	4	16.00	<div><div></div></div>
Disagree	0	0.00	<div><div></div></div>
Not Applicable	0	0.00	<div><div></div></div>

**21. The Health Assessment Textbook was easy to understand and provided adequate information to meet the course objectives.**

Response	Frequency	Percent	Mean: 3.60
Agree	18	72.00	<div><div></div></div>
Sometimes Agree	5	20.00	<div><div></div></div>
Sometimes Disagree	1	4.00	<div><div></div></div>
Disagree	1	4.00	<div><div></div></div>
Not Applicable	0	0.00	<div><div></div></div>

**23. The E-books were easy to navigate and helpful to me during the semester.**

Response	Frequency	Percent	Mean: 2.08
Agree	5	20.00	<div><div></div></div>
Sometimes Agree	8	32.00	<div><div></div></div>
Sometimes Disagree	3	12.00	<div><div></div></div>
Disagree	2	8.00	<div><div></div></div>
Not Applicable	7	28.00	<div><div></div></div>

**18. The Psychiatric Textbook was easy to understand and provided adequate information to meet the course objectives.**

Response	Frequency	Percent	Mean: 2.96
Agree	9	36.00	<div><div></div></div>
Sometimes Agree	9	36.00	<div><div></div></div>
Sometimes Disagree	4	16.00	<div><div></div></div>
Disagree	3	12.00	<div><div></div></div>
Not Applicable	0	0.00	<div><div></div></div>

**20. The Fundamentals Textbook was easy to understand and provided adequate information to meet the course objectives.**

Response	Frequency	Percent	Mean: 3.72
Agree	19	76.00	<div><div></div></div>
Sometimes Agree	5	20.00	<div><div></div></div>
Sometimes Disagree	1	4.00	<div><div></div></div>
Disagree	0	0.00	<div><div></div></div>
Not Applicable	0	0.00	<div><div></div></div>






**22. The Trends & Issues Textbook was easy to understand and provided adequate information to meet the course objectives.**

Response	Frequency	Percent	Mean: 2.50
Agree	10	41.67	<div><div></div></div>
Sometimes Agree	4	16.67	<div><div></div></div>
Sometimes Disagree	4	16.67	<div><div></div></div>
Disagree	0	0.00	<div><div></div></div>
Not Applicable	6	25.00	<div><div></div></div>






**24. The Neighborhood helped me to develop my nursing knowledge and clinical judgment.**

Response	Frequency	Percent	Mean: 1.60
Agree	2	8.00	<div><div></div></div>
Sometimes Agree	4	16.00	<div><div></div></div>
Sometimes Disagree	5	20.00	<div><div></div></div>
Disagree	10	40.00	<div><div></div></div>
Not Applicable	4	16.00	<div><div></div></div>






**25. The Cerner Electronic Health Record (EHR) helped me to develop my documentation skills.**

Response	Frequency	Percent	Mean: 1.80
Agree	4	16.00	
Sometimes Agree	5	20.00	
Sometimes Disagree	3	12.00	
Disagree	8	32.00	
Not Applicable	5	20.00	






**27. The semester syllabus was easy to understand and provided adequate information to guide my progress through the semester.**

Response	Frequency	Percent	Mean: 2.68
Agree	6	24.00	
Sometimes Agree	10	40.00	
Sometimes Disagree	5	20.00	
Disagree	3	12.00	
Not Applicable	1	4.00	

**26. Prep-U helped me to see if I was prepared for the exams.**

Response	Frequency	Percent	Mean: 2.54
Agree	7	29.17	
Sometimes Agree	5	20.83	
Sometimes Disagree	6	25.00	
Disagree	6	25.00	
Not Applicable	0	0.00	

**28. I felt welcomed at the clinical site by the nurses.**

Response	Frequency	Percent	Mean: 3.65
Agree	20	76.92	
Sometimes Agree	4	15.38	
Sometimes Disagree	1	3.85	
Disagree	1	3.85	
Not Applicable	0	0.00	

# Trinity Valley Community College

## ADN Level III Evaluation - Fall 2013

### by Facility

**Facility:** Doctors Hospital at White Rock Lake - Dallas

#### 29. My primary nurses or preceptors communicated adequately with me with regards to my patients.

Response	Frequency	Percent	Mean: 4.00
Agree	1	100.00	
Sometimes	0	0.00	
Agree			
Sometimes	0	0.00	
Disagree			
Disagree	0	0.00	
Not Applicable	0	0.00	

#### 30. My primary nurses or preceptors demonstrated professional behaviors.

Response	Frequency	Percent	Mean: 4.00
Agree	1	100.00	
Sometimes	0	0.00	
Agree			
Sometimes	0	0.00	
Disagree			
Disagree	0	0.00	
Not Applicable	0	0.00	

#### 31. My primary nurses or preceptors provided safe, competent patient care.

Response	Frequency	Percent	Mean: 4.00
Agree	1	100.00	
Sometimes	0	0.00	
Agree			
Sometimes	0	0.00	
Disagree			
Disagree	0	0.00	
Not Applicable	0	0.00	

#### 32. My primary nurses or preceptors gave me constructive feedback regarding my performance.

Response	Frequency	Percent	Mean: 4.00
Agree	1	100.00	
Sometimes	0	0.00	
Agree			
Sometimes	0	0.00	
Disagree			
Disagree	0	0.00	
Not Applicable	0	0.00	

#### 33. My preceptors were available to answer questions and observe skills.

Response	Frequency	Percent	Mean: 4.00
Agree	1	100.00	
Sometimes	0	0.00	
Agree			
Sometimes	0	0.00	
Disagree			
Disagree	0	0.00	
Not Applicable	0	0.00	

#### 34. During my rotation, I had the opportunity to make clinical decisions for my patients.

Response	Frequency	Percent	Mean: 4.00
Agree	1	100.00	
Sometimes	0	0.00	
Agree			
Sometimes	0	0.00	
Disagree			
Disagree	0	0.00	
Not Applicable	0	0.00	

#### 35. During my rotation, I was able to perform a variety of skills.

Response	Frequency	Percent	Mean: 4.00
Agree	1	100.00	
Sometimes	0	0.00	
Agree			
Sometimes	0	0.00	
Disagree			
Disagree	0	0.00	
Not Applicable	0	0.00	

#### 36. During my rotation, I was able to implement client teaching.

Response	Frequency	Percent	Mean: 4.00
Agree	1	100.00	
Sometimes	0	0.00	
Agree			
Sometimes	0	0.00	
Disagree			
Disagree	0	0.00	
Not Applicable	0	0.00	

**37. During my rotation, I was able to interact with other disciplines.**

Response	Frequency	Percent	Mean: 4.00
Agree	1	100.00	
Sometimes	0	0.00	
Agree			
Sometimes	0	0.00	
Disagree			
Disagree	0	0.00	
Not Applicable	0	0.00	

**38. During my rotation, I was able to document on the client's electronic health record.**

Response	Frequency	Percent	Mean: 4.00
Agree	1	100.00	
Sometimes	0	0.00	
Agree			
Sometimes	0	0.00	
Disagree			
Disagree	0	0.00	
Not Applicable	0	0.00	

# Trinity Valley Community College

## ADN Level III Evaluation - Fall 2013

### by Facility

**Facility:** East Texas Medical Center Athens

#### 29. My primary nurses or preceptors communicated adequately with me with regards to my patients.

Response	Frequency	Percent	Mean: 3.63
Agree	5	62.50	<div><div></div></div>
Sometimes Agree	3	37.50	<div><div></div></div>
Sometimes Disagree	0	0.00	<div><div></div></div>
Disagree	0	0.00	<div><div></div></div>
Not Applicable	0	0.00	<div><div></div></div>

#### 30. My primary nurses or preceptors demonstrated professional behaviors.

Response	Frequency	Percent	Mean: 3.63
Agree	5	62.50	<div><div></div></div>
Sometimes Agree	3	37.50	<div><div></div></div>
Sometimes Disagree	0	0.00	<div><div></div></div>
Disagree	0	0.00	<div><div></div></div>
Not Applicable	0	0.00	<div><div></div></div>

#### 31. My primary nurses or preceptors provided safe, competent patient care.

Response	Frequency	Percent	Mean: 3.88
Agree	7	87.50	<div><div></div></div>
Sometimes Agree	1	12.50	<div><div></div></div>
Sometimes Disagree	0	0.00	<div><div></div></div>
Disagree	0	0.00	<div><div></div></div>
Not Applicable	0	0.00	<div><div></div></div>

#### 32. My primary nurses or preceptors gave me constructive feedback regarding my performance.

Response	Frequency	Percent	Mean: 3.88
Agree	7	87.50	<div><div></div></div>
Sometimes Agree	1	12.50	<div><div></div></div>
Sometimes Disagree	0	0.00	<div><div></div></div>
Disagree	0	0.00	<div><div></div></div>
Not Applicable	0	0.00	<div><div></div></div>

#### 33. My preceptors were available to answer questions and observe skills.

Response	Frequency	Percent	Mean: 3.75
Agree	7	87.50	<div><div></div></div>
Sometimes Agree	0	0.00	<div><div></div></div>
Sometimes Disagree	1	12.50	<div><div></div></div>
Disagree	0	0.00	<div><div></div></div>
Not Applicable	0	0.00	<div><div></div></div>

#### 34. During my rotation, I had the opportunity to make clinical decisions for my patients.

Response	Frequency	Percent	Mean: 3.50
Agree	4	50.00	<div><div></div></div>
Sometimes Agree	4	50.00	<div><div></div></div>
Sometimes Disagree	0	0.00	<div><div></div></div>
Disagree	0	0.00	<div><div></div></div>
Not Applicable	0	0.00	<div><div></div></div>

#### 35. During my rotation, I was able to perform a variety of skills.

Response	Frequency	Percent	Mean: 3.00
Agree	4	50.00	<div><div></div></div>
Sometimes Agree	1	12.50	<div><div></div></div>
Sometimes Disagree	2	25.00	<div><div></div></div>
Disagree	1	12.50	<div><div></div></div>
Not Applicable	0	0.00	<div><div></div></div>

#### 36. During my rotation, I was able to implement client teaching.

Response	Frequency	Percent	Mean: 3.75
Agree	6	75.00	<div><div></div></div>
Sometimes Agree	2	25.00	<div><div></div></div>
Sometimes Disagree	0	0.00	<div><div></div></div>
Disagree	0	0.00	<div><div></div></div>
Not Applicable	0	0.00	<div><div></div></div>

**37. During my rotation, I was able to interact with other disciplines.**

Response	Frequency	Percent	Mean: 3.75
Agree	6	75.00	<div><div></div></div>
Sometimes	2	25.00	<div><div></div></div>
Agree			
Sometimes	0	0.00	<div><div></div></div>
Disagree			
Disagree	0	0.00	<div><div></div></div>
Not Applicable	0	0.00	<div><div></div></div>

**38. During my rotation, I was able to document on the client's electronic health record.**

Response	Frequency	Percent	Mean: 4.00
Agree	8	100.00	<div><div></div></div>
Sometimes	0	0.00	<div><div></div></div>
Agree			
Sometimes	0	0.00	<div><div></div></div>
Disagree			
Disagree	0	0.00	<div><div></div></div>
Not Applicable	0	0.00	<div><div></div></div>



# Trinity Valley Community College

## ADN Level III Evaluation - Fall 2013

### by Facility

**Facility:** Ennis Regional Medical Center

#### 29. My primary nurses or preceptors communicated adequately with me with regards to my patients.

Response	Frequency	Percent	Mean: 4.00
Agree	4	100.00	<div></div>
Sometimes	0	0.00	<div></div>
Disagree	0	0.00	<div></div>
Not Applicable	0	0.00	<div></div>

#### 30. My primary nurses or preceptors demonstrated professional behaviors.

Response	Frequency	Percent	Mean: 4.00
Agree	4	100.00	<div></div>
Sometimes	0	0.00	<div></div>
Disagree	0	0.00	<div></div>
Not Applicable	0	0.00	<div></div>

#### 31. My primary nurses or preceptors provided safe, competent patient care.

Response	Frequency	Percent	Mean: 4.00
Agree	4	100.00	<div></div>
Sometimes	0	0.00	<div></div>
Disagree	0	0.00	<div></div>
Not Applicable	0	0.00	<div></div>

#### 32. My primary nurses or preceptors gave me constructive feedback regarding my performance.

Response	Frequency	Percent	Mean: 4.00
Agree	4	100.00	<div></div>
Sometimes	0	0.00	<div></div>
Disagree	0	0.00	<div></div>
Not Applicable	0	0.00	<div></div>

#### 33. My preceptors were available to answer questions and observe skills.

Response	Frequency	Percent	Mean: 4.00
Agree	4	100.00	<div></div>
Sometimes	0	0.00	<div></div>
Disagree	0	0.00	<div></div>
Not Applicable	0	0.00	<div></div>

#### 34. During my rotation, I had the opportunity to make clinical decisions for my patients.

Response	Frequency	Percent	Mean: 4.00
Agree	4	100.00	<div></div>
Sometimes	0	0.00	<div></div>
Disagree	0	0.00	<div></div>
Not Applicable	0	0.00	<div></div>

#### 35. During my rotation, I was able to perform a variety of skills.

Response	Frequency	Percent	Mean: 4.00
Agree	4	100.00	<div></div>
Sometimes	0	0.00	<div></div>
Disagree	0	0.00	<div></div>
Not Applicable	0	0.00	<div></div>

#### 36. During my rotation, I was able to implement client teaching.

Response	Frequency	Percent	Mean: 3.75
Agree	3	75.00	<div></div>
Sometimes	1	25.00	<div></div>
Disagree	0	0.00	<div></div>
Not Applicable	0	0.00	<div></div>

**37. During my rotation, I was able to interact with other disciplines.**

Response	Frequency	Percent	Mean: 3.75
Agree	3	75.00	<div><div></div></div>
Sometimes	1	25.00	<div><div></div></div>
Agree			
Sometimes	0	0.00	<div><div></div></div>
Disagree			
Disagree	0	0.00	<div><div></div></div>
Not Applicable	0	0.00	<div><div></div></div>

**38. During my rotation, I was able to document on the client's electronic health record.**

Response	Frequency	Percent	Mean: 4.00
Agree	4	100.00	<div><div></div></div>
Sometimes	0	0.00	<div><div></div></div>
Agree			
Sometimes	0	0.00	<div><div></div></div>
Disagree			
Disagree	0	0.00	<div><div></div></div>
Not Applicable	0	0.00	<div><div></div></div>

# Trinity Valley Community College

## ADN Level III Evaluation - Fall 2013

### by Facility

**Facility:** Hunt Regional Healthcare - Greenville

#### 29. My primary nurses or preceptors communicated adequately with me with regards to my patients.

Response	Frequency	Percent	Mean: 4.00
Agree	1	100.00	
Sometimes Agree	0	0.00	
Sometimes Disagree	0	0.00	
Disagree	0	0.00	
Not Applicable	0	0.00	

#### 30. My primary nurses or preceptors demonstrated professional behaviors.

Response	Frequency	Percent	Mean: 3.00
Agree	0	0.00	
Sometimes Agree	1	100.00	
Sometimes Disagree	0	0.00	
Disagree	0	0.00	
Not Applicable	0	0.00	

#### 31. My primary nurses or preceptors provided safe, competent patient care.

Response	Frequency	Percent	Mean: 4.00
Agree	1	100.00	
Sometimes Agree	0	0.00	
Sometimes Disagree	0	0.00	
Disagree	0	0.00	
Not Applicable	0	0.00	

#### 32. My primary nurses or preceptors gave me constructive feedback regarding my performance.

Response	Frequency	Percent	Mean: 4.00
Agree	1	100.00	
Sometimes Agree	0	0.00	
Sometimes Disagree	0	0.00	
Disagree	0	0.00	
Not Applicable	0	0.00	

#### 33. My preceptors were available to answer questions and observe skills.

Response	Frequency	Percent	Mean: 4.00
Agree	1	100.00	
Sometimes Agree	0	0.00	
Sometimes Disagree	0	0.00	
Disagree	0	0.00	
Not Applicable	0	0.00	

#### 34. During my rotation, I had the opportunity to make clinical decisions for my patients.

Response	Frequency	Percent	Mean: 4.00
Agree	1	100.00	
Sometimes Agree	0	0.00	
Sometimes Disagree	0	0.00	
Disagree	0	0.00	
Not Applicable	0	0.00	

#### 35. During my rotation, I was able to perform a variety of skills.

Response	Frequency	Percent	Mean: 4.00
Agree	1	100.00	
Sometimes Agree	0	0.00	
Sometimes Disagree	0	0.00	
Disagree	0	0.00	
Not Applicable	0	0.00	

#### 36. During my rotation, I was able to implement client teaching.

Response	Frequency	Percent	Mean: 4.00
Agree	1	100.00	
Sometimes Agree	0	0.00	
Sometimes Disagree	0	0.00	
Disagree	0	0.00	
Not Applicable	0	0.00	

**37. During my rotation, I was able to interact with other disciplines.**

Response	Frequency	Percent	Mean: 4.00
Agree	1	100.00	
Sometimes	0	0.00	
Agree			
Sometimes	0	0.00	
Disagree			
Disagree	0	0.00	
Not Applicable	0	0.00	

**38. During my rotation, I was able to document on the client's electronic health record.**

Response	Frequency	Percent	Mean: 4.00
Agree	1	100.00	
Sometimes	0	0.00	
Agree			
Sometimes	0	0.00	
Disagree			
Disagree	0	0.00	
Not Applicable	0	0.00	

# Trinity Valley Community College

## ADN Level III Evaluation - Fall 2013

### by Facility

**Facility:** Lake Pointe Medical Center - Rowlett

#### 29. My primary nurses or preceptors communicated adequately with me with regards to my patients.

Response	Frequency	Percent	Mean: 3.75
Agree	3	75.00	<div><div></div></div>
Sometimes Agree	1	25.00	<div><div></div></div>
Sometimes Disagree	0	0.00	<div><div></div></div>
Disagree	0	0.00	<div><div></div></div>
Not Applicable	0	0.00	<div><div></div></div>

#### 30. My primary nurses or preceptors demonstrated professional behaviors.

Response	Frequency	Percent	Mean: 3.50
Agree	3	75.00	<div><div></div></div>
Sometimes Agree	0	0.00	<div><div></div></div>
Sometimes Disagree	1	25.00	<div><div></div></div>
Disagree	0	0.00	<div><div></div></div>
Not Applicable	0	0.00	<div><div></div></div>

#### 31. My primary nurses or preceptors provided safe, competent patient care.

Response	Frequency	Percent	Mean: 3.75
Agree	3	75.00	<div><div></div></div>
Sometimes Agree	1	25.00	<div><div></div></div>
Sometimes Disagree	0	0.00	<div><div></div></div>
Disagree	0	0.00	<div><div></div></div>
Not Applicable	0	0.00	<div><div></div></div>

#### 32. My primary nurses or preceptors gave me constructive feedback regarding my performance.

Response	Frequency	Percent	Mean: 3.75
Agree	3	75.00	<div><div></div></div>
Sometimes Agree	1	25.00	<div><div></div></div>
Sometimes Disagree	0	0.00	<div><div></div></div>
Disagree	0	0.00	<div><div></div></div>
Not Applicable	0	0.00	<div><div></div></div>

#### 33. My preceptors were available to answer questions and observe skills.

Response	Frequency	Percent	Mean: 3.75
Agree	3	75.00	<div><div></div></div>
Sometimes Agree	1	25.00	<div><div></div></div>
Sometimes Disagree	0	0.00	<div><div></div></div>
Disagree	0	0.00	<div><div></div></div>
Not Applicable	0	0.00	<div><div></div></div>

#### 34. During my rotation, I had the opportunity to make clinical decisions for my patients.

Response	Frequency	Percent	Mean: 3.75
Agree	3	75.00	<div><div></div></div>
Sometimes Agree	1	25.00	<div><div></div></div>
Sometimes Disagree	0	0.00	<div><div></div></div>
Disagree	0	0.00	<div><div></div></div>
Not Applicable	0	0.00	<div><div></div></div>

#### 35. During my rotation, I was able to perform a variety of skills.

Response	Frequency	Percent	Mean: 3.50
Agree	2	50.00	<div><div></div></div>
Sometimes Agree	2	50.00	<div><div></div></div>
Sometimes Disagree	0	0.00	<div><div></div></div>
Disagree	0	0.00	<div><div></div></div>
Not Applicable	0	0.00	<div><div></div></div>

#### 36. During my rotation, I was able to implement client teaching.

Response	Frequency	Percent	Mean: 3.50
Agree	2	50.00	<div><div></div></div>
Sometimes Agree	2	50.00	<div><div></div></div>
Sometimes Disagree	0	0.00	<div><div></div></div>
Disagree	0	0.00	<div><div></div></div>
Not Applicable	0	0.00	<div><div></div></div>

**37. During my rotation, I was able to interact with other disciplines.**

Response	Frequency	Percent	Mean: 4.00
Agree	4	100.00	<div><div></div></div>
Sometimes	0	0.00	<div><div></div></div>
Disagree	0	0.00	<div><div></div></div>
Not Applicable	0	0.00	<div><div></div></div>

**38. During my rotation, I was able to document on the client's electronic health record.**

Response	Frequency	Percent	Mean: 2.25
Agree	2	50.00	<div><div></div></div>
Sometimes	0	0.00	<div><div></div></div>
Disagree	0	0.00	<div><div></div></div>
Not Applicable	1	25.00	<div><div></div></div>

# Trinity Valley Community College

## ADN Level III Evaluation - Fall 2013

### by Facility

**Facility:** Texas Health Presbyterian Hospital of Kaufman

#### 29. My primary nurses or preceptors communicated adequately with me with regards to my patients.

Response	Frequency	Percent	Mean: 3.75
Agree	3	75.00	<div><div></div></div>
Sometimes Agree	1	25.00	<div><div></div></div>
Sometimes Disagree	0	0.00	<div><div></div></div>
Disagree	0	0.00	<div><div></div></div>
Not Applicable	0	0.00	<div><div></div></div>

#### 30. My primary nurses or preceptors demonstrated professional behaviors.

Response	Frequency	Percent	Mean: 3.75
Agree	3	75.00	<div><div></div></div>
Sometimes Agree	1	25.00	<div><div></div></div>
Sometimes Disagree	0	0.00	<div><div></div></div>
Disagree	0	0.00	<div><div></div></div>
Not Applicable	0	0.00	<div><div></div></div>

#### 31. My primary nurses or preceptors provided safe, competent patient care.

Response	Frequency	Percent	Mean: 3.75
Agree	3	75.00	<div><div></div></div>
Sometimes Agree	1	25.00	<div><div></div></div>
Sometimes Disagree	0	0.00	<div><div></div></div>
Disagree	0	0.00	<div><div></div></div>
Not Applicable	0	0.00	<div><div></div></div>

#### 32. My primary nurses or preceptors gave me constructive feedback regarding my performance.

Response	Frequency	Percent	Mean: 4.00
Agree	4	100.00	<div><div></div></div>
Sometimes Agree	0	0.00	<div><div></div></div>
Sometimes Disagree	0	0.00	<div><div></div></div>
Disagree	0	0.00	<div><div></div></div>
Not Applicable	0	0.00	<div><div></div></div>

#### 33. My preceptors were available to answer questions and observe skills.

Response	Frequency	Percent	Mean: 4.00
Agree	4	100.00	<div><div></div></div>
Sometimes Agree	0	0.00	<div><div></div></div>
Sometimes Disagree	0	0.00	<div><div></div></div>
Disagree	0	0.00	<div><div></div></div>
Not Applicable	0	0.00	<div><div></div></div>

#### 34. During my rotation, I had the opportunity to make clinical decisions for my patients.

Response	Frequency	Percent	Mean: 4.00
Agree	4	100.00	<div><div></div></div>
Sometimes Agree	0	0.00	<div><div></div></div>
Sometimes Disagree	0	0.00	<div><div></div></div>
Disagree	0	0.00	<div><div></div></div>
Not Applicable	0	0.00	<div><div></div></div>

#### 35. During my rotation, I was able to perform a variety of skills.

Response	Frequency	Percent	Mean: 4.00
Agree	4	100.00	<div><div></div></div>
Sometimes Agree	0	0.00	<div><div></div></div>
Sometimes Disagree	0	0.00	<div><div></div></div>
Disagree	0	0.00	<div><div></div></div>
Not Applicable	0	0.00	<div><div></div></div>

#### 36. During my rotation, I was able to implement client teaching.

Response	Frequency	Percent	Mean: 4.00
Agree	4	100.00	<div><div></div></div>
Sometimes Agree	0	0.00	<div><div></div></div>
Sometimes Disagree	0	0.00	<div><div></div></div>
Disagree	0	0.00	<div><div></div></div>
Not Applicable	0	0.00	<div><div></div></div>

**37. During my rotation, I was able to interact with other disciplines.**

Response	Frequency	Percent	Mean: 4.00
Agree	4	100.00	
Sometimes	0	0.00	
Agree			
Sometimes	0	0.00	
Disagree			
Disagree	0	0.00	
Not Applicable	0	0.00	

**38. During my rotation, I was able to document on the client's electronic health record.**

Response	Frequency	Percent	Mean: 4.00
Agree	4	100.00	
Sometimes	0	0.00	
Agree			
Sometimes	0	0.00	
Disagree			
Disagree	0	0.00	
Not Applicable	0	0.00	



# Trinity Valley Community College

## ADN Level III Evaluation - Fall 2013

### by Facility

**Facility:** Texas Health Presbyterian Hospital of Rockwall

#### 29. My primary nurses or preceptors communicated adequately with me with regards to my patients.

Response	Frequency	Percent	Mean: 3.00
Agree	1	50.00	<div><div></div></div>
Sometimes	0	0.00	<div><div></div></div>
Disagree	0	0.00	<div><div></div></div>
Not Applicable	0	0.00	<div><div></div></div>

#### 30. My primary nurses or preceptors demonstrated professional behaviors.

Response	Frequency	Percent	Mean: 2.50
Agree	1	50.00	<div><div></div></div>
Sometimes	0	0.00	<div><div></div></div>
Disagree	0	0.00	<div><div></div></div>
Not Applicable	0	0.00	<div><div></div></div>

#### 31. My primary nurses or preceptors provided safe, competent patient care.

Response	Frequency	Percent	Mean: 3.00
Agree	1	50.00	<div><div></div></div>
Sometimes	0	0.00	<div><div></div></div>
Disagree	0	0.00	<div><div></div></div>
Not Applicable	0	0.00	<div><div></div></div>

#### 32. My primary nurses or preceptors gave me constructive feedback regarding my performance.

Response	Frequency	Percent	Mean: 3.50
Agree	1	50.00	<div><div></div></div>
Sometimes	1	50.00	<div><div></div></div>
Disagree	0	0.00	<div><div></div></div>
Not Applicable	0	0.00	<div><div></div></div>

#### 33. My preceptors were available to answer questions and observe skills.

Response	Frequency	Percent	Mean: 3.00
Agree	1	50.00	<div><div></div></div>
Sometimes	0	0.00	<div><div></div></div>
Disagree	0	0.00	<div><div></div></div>
Not Applicable	0	0.00	<div><div></div></div>

#### 34. During my rotation, I had the opportunity to make clinical decisions for my patients.

Response	Frequency	Percent	Mean: 3.00
Agree	1	50.00	<div><div></div></div>
Sometimes	0	0.00	<div><div></div></div>
Disagree	0	0.00	<div><div></div></div>
Not Applicable	0	0.00	<div><div></div></div>

#### 35. During my rotation, I was able to perform a variety of skills.

Response	Frequency	Percent	Mean: 3.50
Agree	1	50.00	<div><div></div></div>
Sometimes	1	50.00	<div><div></div></div>
Disagree	0	0.00	<div><div></div></div>
Not Applicable	0	0.00	<div><div></div></div>

#### 36. During my rotation, I was able to implement client teaching.

Response	Frequency	Percent	Mean: 3.50
Agree	1	50.00	<div><div></div></div>
Sometimes	1	50.00	<div><div></div></div>
Disagree	0	0.00	<div><div></div></div>
Not Applicable	0	0.00	<div><div></div></div>

**37. During my rotation, I was able to interact with other disciplines.**

Response	Frequency	Percent	Mean: 3.50
Agree	1	50.00	<div><div></div></div>
Sometimes	1	50.00	<div><div></div></div>
Agree			
Sometimes	0	0.00	<div><div></div></div>
Disagree			
Disagree	0	0.00	<div><div></div></div>
Not Applicable	0	0.00	<div><div></div></div>

**38. During my rotation, I was able to document on the client's electronic health record.**

Response	Frequency	Percent	Mean: 4.00
Agree	2	100.00	<div><div></div></div>
Sometimes	0	0.00	<div><div></div></div>
Agree			
Sometimes	0	0.00	<div><div></div></div>
Disagree			
Disagree	0	0.00	<div><div></div></div>
Not Applicable	0	0.00	<div><div></div></div>

# Trinity Valley Community College

## ADN Level III Evaluation - Fall 2013

### by Facility

**Facility:** Texas Regional Medical Center

#### 29. My primary nurses or preceptors communicated adequately with me with regards to my patients.

Response	Frequency	Percent	Mean: 4.00
Agree	2	100.00	<div><div></div></div>
Sometimes Agree	0	0.00	<div><div></div></div>
Sometimes Disagree	0	0.00	<div><div></div></div>
Disagree	0	0.00	<div><div></div></div>
Not Applicable	0	0.00	<div><div></div></div>

#### 30. My primary nurses or preceptors demonstrated professional behaviors.

Response	Frequency	Percent	Mean: 3.50
Agree	1	50.00	<div><div></div></div>
Sometimes Agree	1	50.00	<div><div></div></div>
Sometimes Disagree	0	0.00	<div><div></div></div>
Disagree	0	0.00	<div><div></div></div>
Not Applicable	0	0.00	<div><div></div></div>

#### 31. My primary nurses or preceptors provided safe, competent patient care.

Response	Frequency	Percent	Mean: 4.00
Agree	2	100.00	<div><div></div></div>
Sometimes Agree	0	0.00	<div><div></div></div>
Sometimes Disagree	0	0.00	<div><div></div></div>
Disagree	0	0.00	<div><div></div></div>
Not Applicable	0	0.00	<div><div></div></div>

#### 32. My primary nurses or preceptors gave me constructive feedback regarding my performance.

Response	Frequency	Percent	Mean: 4.00
Agree	2	100.00	<div><div></div></div>
Sometimes Agree	0	0.00	<div><div></div></div>
Sometimes Disagree	0	0.00	<div><div></div></div>
Disagree	0	0.00	<div><div></div></div>
Not Applicable	0	0.00	<div><div></div></div>

#### 33. My preceptors were available to answer questions and observe skills.

Response	Frequency	Percent	Mean: 4.00
Agree	2	100.00	<div><div></div></div>
Sometimes Agree	0	0.00	<div><div></div></div>
Sometimes Disagree	0	0.00	<div><div></div></div>
Disagree	0	0.00	<div><div></div></div>
Not Applicable	0	0.00	<div><div></div></div>

#### 34. During my rotation, I had the opportunity to make clinical decisions for my patients.

Response	Frequency	Percent	Mean: 3.50
Agree	1	50.00	<div><div></div></div>
Sometimes Agree	1	50.00	<div><div></div></div>
Sometimes Disagree	0	0.00	<div><div></div></div>
Disagree	0	0.00	<div><div></div></div>
Not Applicable	0	0.00	<div><div></div></div>

#### 35. During my rotation, I was able to perform a variety of skills.

Response	Frequency	Percent	Mean: 4.00
Agree	2	100.00	<div><div></div></div>
Sometimes Agree	0	0.00	<div><div></div></div>
Sometimes Disagree	0	0.00	<div><div></div></div>
Disagree	0	0.00	<div><div></div></div>
Not Applicable	0	0.00	<div><div></div></div>

#### 36. During my rotation, I was able to implement client teaching.

Response	Frequency	Percent	Mean: 4.00
Agree	2	100.00	<div><div></div></div>
Sometimes Agree	0	0.00	<div><div></div></div>
Sometimes Disagree	0	0.00	<div><div></div></div>
Disagree	0	0.00	<div><div></div></div>
Not Applicable	0	0.00	<div><div></div></div>

**37. During my rotation, I was able to interact with other disciplines.**

Response	Frequency	Percent	Mean: 4.00
Agree	2	100.00	<div></div>
Sometimes	0	0.00	<div></div>
Agree			
Sometimes	0	0.00	<div></div>
Disagree			
Disagree	0	0.00	<div></div>
Not Applicable	0	0.00	<div></div>

**38. During my rotation, I was able to document on the client's electronic health record.**

Response	Frequency	Percent	Mean: 3.50
Agree	1	50.00	<div></div>
Sometimes	1	50.00	<div></div>
Agree			
Sometimes	0	0.00	<div></div>
Disagree			
Disagree	0	0.00	<div></div>
Not Applicable	0	0.00	<div></div>

# Trinity Valley Community College

## ADN Level III Evaluation - Fall 2013

### By Instructor

Christy Doherty

#### 39. The facility provided an adequate orientation.

Response	Frequency	Percent	Mean: 4.00
Agree	1	100.00	
Sometimes Agree	0	0.00	
Sometimes Disagree	0	0.00	
Disagree	0	0.00	
Not Applicable	0	0.00	

#### 40. During my clinical I had sufficient opportunities (quality and quantity) to meet course objectives.

Response	Frequency	Percent	Mean: 4.00
Agree	1	100.00	
Sometimes Agree	0	0.00	
Sometimes Disagree	0	0.00	
Disagree	0	0.00	
Not Applicable	0	0.00	

#### 41. I had an overall positive learning experience at my clinical rotation.

Response	Frequency	Percent	Mean: 4.00
Agree	1	100.00	
Sometimes Agree	0	0.00	
Sometimes Disagree	0	0.00	
Disagree	0	0.00	
Not Applicable	0	0.00	

#### 42. My clinical instructor was on time for clinical.

Response	Frequency	Percent	Mean: 4.00
Agree	1	100.00	
Sometimes Agree	0	0.00	
Sometimes Disagree	0	0.00	
Disagree	0	0.00	
Not Applicable	0	0.00	

#### 43. My clinical instructor encouraged me to make clinical judgments.

Response	Frequency	Percent	Mean: 4.00
Agree	1	100.00	
Sometimes Agree	0	0.00	
Sometimes Disagree	0	0.00	
Disagree	0	0.00	
Not Applicable	0	0.00	

#### 44. My clinical instructor promoted an environment in which I felt respected.

Response	Frequency	Percent	Mean: 4.00
Agree	1	100.00	
Sometimes Agree	0	0.00	
Sometimes Disagree	0	0.00	
Disagree	0	0.00	
Not Applicable	0	0.00	

#### 45. My clinical instructor demonstrated evidence of current nursing knowledge.

Response	Frequency	Percent	Mean: 4.00
Agree	1	100.00	
Sometimes Agree	0	0.00	
Sometimes Disagree	0	0.00	
Disagree	0	0.00	
Not Applicable	0	0.00	

#### 46. My clinical instructor demonstrated evidence of competency in nursing skills.

Response	Frequency	Percent	Mean: 4.00
Agree	1	100.00	
Sometimes Agree	0	0.00	
Sometimes Disagree	0	0.00	
Disagree	0	0.00	
Not Applicable	0	0.00	

**47. My clinical instructor was available for the supervision of invasive skills.**

Response	Frequency	Percent	Mean: 4.00
Agree	1	100.00	
Sometimes	0	0.00	
Agree			
Sometimes	0	0.00	
Disagree			
Disagree	0	0.00	
Not Applicable	0	0.00	

**49. My clinical instructor facilitated post-conference to enhance meeting of clinical objectives.**

Response	Frequency	Percent	Mean: 4.00
Agree	1	100.00	
Sometimes	0	0.00	
Agree			
Sometimes	0	0.00	
Disagree			
Disagree	0	0.00	
Not Applicable	0	0.00	

**48. My clinical instructor provided me with constructive feedback on my progress in clinical.**

Response	Frequency	Percent	Mean: 4.00
Agree	1	100.00	
Sometimes	0	0.00	
Agree			
Sometimes	0	0.00	
Disagree			
Disagree	0	0.00	
Not Applicable	0	0.00	

**50. My clinical instructor acted as a positive role model regarding patient safety, client advocacy, caring, cultural sensitivity, and collaboration.**

Response	Frequency	Percent	Mean: 4.00
Agree	1	100.00	
Sometimes	0	0.00	
Agree			
Sometimes	0	0.00	
Disagree			
Disagree	0	0.00	
Not Applicable	0	0.00	

# Trinity Valley Community College

## ADN Level III Evaluation - Fall 2013

### By Instructor

Deborah Jones

#### 39. The facility provided an adequate orientation.

Response	Frequency	Percent	Mean: 4.00
Agree	3	100.00	
Sometimes	0	0.00	
Agree			
Sometimes	0	0.00	
Disagree			
Disagree	0	0.00	
Not Applicable	0	0.00	

#### 40. During my clinical I had sufficient opportunities (quality and quantity) to meet course objectives.

Response	Frequency	Percent	Mean: 4.00
Agree	3	100.00	
Sometimes	0	0.00	
Agree			
Sometimes	0	0.00	
Disagree			
Disagree	0	0.00	
Not Applicable	0	0.00	

#### 41. I had an overall positive learning experience at my clinical rotation.

Response	Frequency	Percent	Mean: 4.00
Agree	3	100.00	
Sometimes	0	0.00	
Agree			
Sometimes	0	0.00	
Disagree			
Disagree	0	0.00	
Not Applicable	0	0.00	

#### 42. My clinical instructor was on time for clinical.

Response	Frequency	Percent	Mean: 4.00
Agree	3	100.00	
Sometimes	0	0.00	
Agree			
Sometimes	0	0.00	
Disagree			
Disagree	0	0.00	
Not Applicable	0	0.00	

#### 43. My clinical instructor encouraged me to make clinical judgments.

Response	Frequency	Percent	Mean: 4.00
Agree	3	100.00	
Sometimes	0	0.00	
Agree			
Sometimes	0	0.00	
Disagree			
Disagree	0	0.00	
Not Applicable	0	0.00	

#### 44. My clinical instructor promoted an environment in which I felt respected.

Response	Frequency	Percent	Mean: 4.00
Agree	3	100.00	
Sometimes	0	0.00	
Agree			
Sometimes	0	0.00	
Disagree			
Disagree	0	0.00	
Not Applicable	0	0.00	

#### 45. My clinical instructor demonstrated evidence of current nursing knowledge.

Response	Frequency	Percent	Mean: 4.00
Agree	3	100.00	
Sometimes	0	0.00	
Agree			
Sometimes	0	0.00	
Disagree			
Disagree	0	0.00	
Not Applicable	0	0.00	

#### 46. My clinical instructor demonstrated evidence of competency in nursing skills.

Response	Frequency	Percent	Mean: 4.00
Agree	3	100.00	
Sometimes	0	0.00	
Agree			
Sometimes	0	0.00	
Disagree			
Disagree	0	0.00	
Not Applicable	0	0.00	

**47. My clinical instructor was available for the supervision of invasive skills.**

Response	Frequency	Percent	Mean: 4.00
Agree	3	100.00	
Sometimes	0	0.00	
Agree			
Sometimes	0	0.00	
Disagree			
Disagree	0	0.00	
Not Applicable	0	0.00	

**49. My clinical instructor facilitated post-conference to enhance meeting of clinical objectives.**

Response	Frequency	Percent	Mean: 4.00
Agree	3	100.00	
Sometimes	0	0.00	
Agree			
Sometimes	0	0.00	
Disagree			
Disagree	0	0.00	
Not Applicable	0	0.00	

**48. My clinical instructor provided me with constructive feedback on my progress in clinical.**

Response	Frequency	Percent	Mean: 4.00
Agree	3	100.00	
Sometimes	0	0.00	
Agree			
Sometimes	0	0.00	
Disagree			
Disagree	0	0.00	
Not Applicable	0	0.00	

**50. My clinical instructor acted as a positive role model regarding patient safety, client advocacy, caring, cultural sensitivity, and collaboration.**

Response	Frequency	Percent	Mean: 4.00
Agree	3	100.00	
Sometimes	0	0.00	
Agree			
Sometimes	0	0.00	
Disagree			
Disagree	0	0.00	
Not Applicable	0	0.00	



# Trinity Valley Community College

## ADN Level III Evaluation - Fall 2013

### By Instructor

Jasmine Joy

#### 39. The facility provided an adequate orientation.

Response	Frequency	Percent	Mean: 1.00
Agree	0	0.00	
Sometimes	0	0.00	
Agree			
Sometimes	0	0.00	
Disagree			
Disagree	1	100.00	
Not Applicable	0	0.00	

#### 40. During my clinical I had sufficient opportunities (quality and quantity) to meet course objectives.

Response	Frequency	Percent	Mean: 2.00
Agree	0	0.00	
Sometimes	0	0.00	
Agree			
Sometimes	1	100.00	
Disagree			
Disagree	0	0.00	
Not Applicable	0	0.00	

#### 41. I had an overall positive learning experience at my clinical rotation.

Response	Frequency	Percent	Mean: 2.00
Agree	0	0.00	
Sometimes	0	0.00	
Agree			
Sometimes	1	100.00	
Disagree			
Disagree	0	0.00	
Not Applicable	0	0.00	

#### 42. My clinical instructor was on time for clinical.

Response	Frequency	Percent	Mean: 4.00
Agree	1	100.00	
Sometimes	0	0.00	
Agree			
Sometimes	0	0.00	
Disagree			
Disagree	0	0.00	
Not Applicable	0	0.00	

#### 43. My clinical instructor encouraged me to make clinical judgments.

Response	Frequency	Percent	Mean: 4.00
Agree	1	100.00	
Sometimes	0	0.00	
Agree			
Sometimes	0	0.00	
Disagree			
Disagree	0	0.00	
Not Applicable	0	0.00	

#### 44. My clinical instructor promoted an environment in which I felt respected.

Response	Frequency	Percent	Mean: 4.00
Agree	1	100.00	
Sometimes	0	0.00	
Agree			
Sometimes	0	0.00	
Disagree			
Disagree	0	0.00	
Not Applicable	0	0.00	

#### 45. My clinical instructor demonstrated evidence of current nursing knowledge.

Response	Frequency	Percent	Mean: 4.00
Agree	1	100.00	
Sometimes	0	0.00	
Agree			
Sometimes	0	0.00	
Disagree			
Disagree	0	0.00	
Not Applicable	0	0.00	

#### 46. My clinical instructor demonstrated evidence of competency in nursing skills.

Response	Frequency	Percent	Mean: 4.00
Agree	1	100.00	
Sometimes	0	0.00	
Agree			
Sometimes	0	0.00	
Disagree			
Disagree	0	0.00	
Not Applicable	0	0.00	

**47. My clinical instructor was available for the supervision of invasive skills.**

Response	Frequency	Percent	Mean: 4.00
Agree	1	100.00	
Sometimes	0	0.00	
Agree			
Sometimes	0	0.00	
Disagree			
Disagree	0	0.00	
Not Applicable	0	0.00	

**49. My clinical instructor facilitated post-conference to enhance meeting of clinical objectives.**

Response	Frequency	Percent	Mean: 4.00
Agree	1	100.00	
Sometimes	0	0.00	
Agree			
Sometimes	0	0.00	
Disagree			
Disagree	0	0.00	
Not Applicable	0	0.00	

**48. My clinical instructor provided me with constructive feedback on my progress in clinical.**

Response	Frequency	Percent	Mean: 4.00
Agree	1	100.00	
Sometimes	0	0.00	
Agree			
Sometimes	0	0.00	
Disagree			
Disagree	0	0.00	
Not Applicable	0	0.00	

**50. My clinical instructor acted as a positive role model regarding patient safety, client advocacy, caring, cultural sensitivity, and collaboration.**

Response	Frequency	Percent	Mean: 4.00
Agree	1	100.00	
Sometimes	0	0.00	
Agree			
Sometimes	0	0.00	
Disagree			
Disagree	0	0.00	
Not Applicable	0	0.00	

# Trinity Valley Community College

## ADN Level III Evaluation - Fall 2013

### By Instructor

Jennie Schneider

#### 39. The facility provided an adequate orientation.

Response	Frequency	Percent	Mean: 2.60
Agree	2	40.00	<div><div></div></div>
Sometimes Agree	1	20.00	<div><div></div></div>
Sometimes Disagree	0	0.00	<div><div></div></div>
Disagree	2	40.00	<div><div></div></div>
Not Applicable	0	0.00	<div><div></div></div>

#### 40. During my clinical I had sufficient opportunities (quality and quantity) to meet course objectives.

Response	Frequency	Percent	Mean: 3.20
Agree	1	20.00	<div><div></div></div>
Sometimes Agree	4	80.00	<div><div></div></div>
Sometimes Disagree	0	0.00	<div><div></div></div>
Disagree	0	0.00	<div><div></div></div>
Not Applicable	0	0.00	<div><div></div></div>

#### 41. I had an overall positive learning experience at my clinical rotation.

Response	Frequency	Percent	Mean: 3.80
Agree	4	80.00	<div><div></div></div>
Sometimes Agree	1	20.00	<div><div></div></div>
Sometimes Disagree	0	0.00	<div><div></div></div>
Disagree	0	0.00	<div><div></div></div>
Not Applicable	0	0.00	<div><div></div></div>

#### 42. My clinical instructor was on time for clinical.

Response	Frequency	Percent	Mean: 4.00
Agree	5	100.00	<div><div></div></div>
Sometimes Agree	0	0.00	<div><div></div></div>
Sometimes Disagree	0	0.00	<div><div></div></div>
Disagree	0	0.00	<div><div></div></div>
Not Applicable	0	0.00	<div><div></div></div>

#### 43. My clinical instructor encouraged me to make clinical judgments.

Response	Frequency	Percent	Mean: 4.00
Agree	5	100.00	<div><div></div></div>
Sometimes Agree	0	0.00	<div><div></div></div>
Sometimes Disagree	0	0.00	<div><div></div></div>
Disagree	0	0.00	<div><div></div></div>
Not Applicable	0	0.00	<div><div></div></div>

#### 44. My clinical instructor promoted an environment in which I felt respected.

Response	Frequency	Percent	Mean: 4.00
Agree	5	100.00	<div><div></div></div>
Sometimes Agree	0	0.00	<div><div></div></div>
Sometimes Disagree	0	0.00	<div><div></div></div>
Disagree	0	0.00	<div><div></div></div>
Not Applicable	0	0.00	<div><div></div></div>

#### 45. My clinical instructor demonstrated evidence of current nursing knowledge.

Response	Frequency	Percent	Mean: 4.00
Agree	5	100.00	<div><div></div></div>
Sometimes Agree	0	0.00	<div><div></div></div>
Sometimes Disagree	0	0.00	<div><div></div></div>
Disagree	0	0.00	<div><div></div></div>
Not Applicable	0	0.00	<div><div></div></div>

#### 46. My clinical instructor demonstrated evidence of competency in nursing skills.

Response	Frequency	Percent	Mean: 3.80
Agree	4	80.00	<div><div></div></div>
Sometimes Agree	1	20.00	<div><div></div></div>
Sometimes Disagree	0	0.00	<div><div></div></div>
Disagree	0	0.00	<div><div></div></div>
Not Applicable	0	0.00	<div><div></div></div>

**47. My clinical instructor was available for the supervision of invasive skills.**

Response	Frequency	Percent	Mean: 4.00
Agree	5	100.00	
Sometimes	0	0.00	
Agree			
Sometimes	0	0.00	
Disagree			
Disagree	0	0.00	
Not Applicable	0	0.00	

**49. My clinical instructor facilitated post-conference to enhance meeting of clinical objectives.**

Response	Frequency	Percent	Mean: 4.00
Agree	5	100.00	
Sometimes	0	0.00	
Agree			
Sometimes	0	0.00	
Disagree			
Disagree	0	0.00	
Not Applicable	0	0.00	

**48. My clinical instructor provided me with constructive feedback on my progress in clinical.**

Response	Frequency	Percent	Mean: 4.00
Agree	5	100.00	
Sometimes	0	0.00	
Agree			
Sometimes	0	0.00	
Disagree			
Disagree	0	0.00	
Not Applicable	0	0.00	

**50. My clinical instructor acted as a positive role model regarding patient safety, client advocacy, caring, cultural sensitivity, and collaboration.**

Response	Frequency	Percent	Mean: 4.00
Agree	5	100.00	
Sometimes	0	0.00	
Agree			
Sometimes	0	0.00	
Disagree			
Disagree	0	0.00	
Not Applicable	0	0.00	

# Trinity Valley Community College

## ADN Level III Evaluation - Fall 2013

### By Instructor

Judy Callicoatt

#### 39. The facility provided an adequate orientation.

Response	Frequency	Percent	Mean: 3.50
Agree	1	50.00	<div><div></div></div>
Sometimes Agree	1	50.00	<div><div></div></div>
Sometimes Disagree	0	0.00	<div><div></div></div>
Disagree	0	0.00	<div><div></div></div>
Not Applicable	0	0.00	<div><div></div></div>

#### 40. During my clinical I had sufficient opportunities (quality and quantity) to meet course objectives.

Response	Frequency	Percent	Mean: 3.50
Agree	1	50.00	<div><div></div></div>
Sometimes Agree	1	50.00	<div><div></div></div>
Sometimes Disagree	0	0.00	<div><div></div></div>
Disagree	0	0.00	<div><div></div></div>
Not Applicable	0	0.00	<div><div></div></div>

#### 41. I had an overall positive learning experience at my clinical rotation.

Response	Frequency	Percent	Mean: 3.50
Agree	1	50.00	<div><div></div></div>
Sometimes Agree	1	50.00	<div><div></div></div>
Sometimes Disagree	0	0.00	<div><div></div></div>
Disagree	0	0.00	<div><div></div></div>
Not Applicable	0	0.00	<div><div></div></div>

#### 42. My clinical instructor was on time for clinical.

Response	Frequency	Percent	Mean: 4.00
Agree	2	100.00	<div><div></div></div>
Sometimes Agree	0	0.00	<div><div></div></div>
Sometimes Disagree	0	0.00	<div><div></div></div>
Disagree	0	0.00	<div><div></div></div>
Not Applicable	0	0.00	<div><div></div></div>

#### 43. My clinical instructor encouraged me to make clinical judgments.

Response	Frequency	Percent	Mean: 4.00
Agree	2	100.00	<div><div></div></div>
Sometimes Agree	0	0.00	<div><div></div></div>
Sometimes Disagree	0	0.00	<div><div></div></div>
Disagree	0	0.00	<div><div></div></div>
Not Applicable	0	0.00	<div><div></div></div>

#### 44. My clinical instructor promoted an environment in which I felt respected.

Response	Frequency	Percent	Mean: 4.00
Agree	2	100.00	<div><div></div></div>
Sometimes Agree	0	0.00	<div><div></div></div>
Sometimes Disagree	0	0.00	<div><div></div></div>
Disagree	0	0.00	<div><div></div></div>
Not Applicable	0	0.00	<div><div></div></div>

#### 45. My clinical instructor demonstrated evidence of current nursing knowledge.

Response	Frequency	Percent	Mean: 4.00
Agree	2	100.00	<div><div></div></div>
Sometimes Agree	0	0.00	<div><div></div></div>
Sometimes Disagree	0	0.00	<div><div></div></div>
Disagree	0	0.00	<div><div></div></div>
Not Applicable	0	0.00	<div><div></div></div>

#### 46. My clinical instructor demonstrated evidence of competency in nursing skills.

Response	Frequency	Percent	Mean: 4.00
Agree	2	100.00	<div><div></div></div>
Sometimes Agree	0	0.00	<div><div></div></div>
Sometimes Disagree	0	0.00	<div><div></div></div>
Disagree	0	0.00	<div><div></div></div>
Not Applicable	0	0.00	<div><div></div></div>

**47. My clinical instructor was available for the supervision of invasive skills.**

Response	Frequency	Percent	Mean: 4.00
Agree	2	100.00	
Sometimes	0	0.00	
Agree			
Sometimes	0	0.00	
Disagree			
Disagree	0	0.00	
Not Applicable	0	0.00	

**49. My clinical instructor facilitated post-conference to enhance meeting of clinical objectives.**

Response	Frequency	Percent	Mean: 4.00
Agree	2	100.00	
Sometimes	0	0.00	
Agree			
Sometimes	0	0.00	
Disagree			
Disagree	0	0.00	
Not Applicable	0	0.00	

**48. My clinical instructor provided me with constructive feedback on my progress in clinical.**

Response	Frequency	Percent	Mean: 4.00
Agree	2	100.00	
Sometimes	0	0.00	
Agree			
Sometimes	0	0.00	
Disagree			
Disagree	0	0.00	
Not Applicable	0	0.00	

**50. My clinical instructor acted as a positive role model regarding patient safety, client advocacy, caring, cultural sensitivity, and collaboration.**

Response	Frequency	Percent	Mean: 4.00
Agree	2	100.00	
Sometimes	0	0.00	
Agree			
Sometimes	0	0.00	
Disagree			
Disagree	0	0.00	
Not Applicable	0	0.00	

# Trinity Valley Community College

## ADN Level III Evaluation - Fall 2013

### By Instructor

Kathy Colgrove

#### 39. The facility provided an adequate orientation.

Response	Frequency	Percent	Mean: 4.00
Agree	3	100.00	
Sometimes	0	0.00	
Agree			
Sometimes	0	0.00	
Disagree			
Disagree	0	0.00	
Not Applicable	0	0.00	

#### 40. During my clinical I had sufficient opportunities (quality and quantity) to meet course objectives.

Response	Frequency	Percent	Mean: 4.00
Agree	3	100.00	
Sometimes	0	0.00	
Agree			
Sometimes	0	0.00	
Disagree			
Disagree	0	0.00	
Not Applicable	0	0.00	

#### 41. I had an overall positive learning experience at my clinical rotation.

Response	Frequency	Percent	Mean: 4.00
Agree	3	100.00	
Sometimes	0	0.00	
Agree			
Sometimes	0	0.00	
Disagree			
Disagree	0	0.00	
Not Applicable	0	0.00	

#### 42. My clinical instructor was on time for clinical.

Response	Frequency	Percent	Mean: 4.00
Agree	3	100.00	
Sometimes	0	0.00	
Agree			
Sometimes	0	0.00	
Disagree			
Disagree	0	0.00	
Not Applicable	0	0.00	

#### 43. My clinical instructor encouraged me to make clinical judgments.

Response	Frequency	Percent	Mean: 4.00
Agree	3	100.00	
Sometimes	0	0.00	
Agree			
Sometimes	0	0.00	
Disagree			
Disagree	0	0.00	
Not Applicable	0	0.00	

#### 44. My clinical instructor promoted an environment in which I felt respected.

Response	Frequency	Percent	Mean: 4.00
Agree	3	100.00	
Sometimes	0	0.00	
Agree			
Sometimes	0	0.00	
Disagree			
Disagree	0	0.00	
Not Applicable	0	0.00	

#### 45. My clinical instructor demonstrated evidence of current nursing knowledge.

Response	Frequency	Percent	Mean: 4.00
Agree	3	100.00	
Sometimes	0	0.00	
Agree			
Sometimes	0	0.00	
Disagree			
Disagree	0	0.00	
Not Applicable	0	0.00	

#### 46. My clinical instructor demonstrated evidence of competency in nursing skills.

Response	Frequency	Percent	Mean: 4.00
Agree	3	100.00	
Sometimes	0	0.00	
Agree			
Sometimes	0	0.00	
Disagree			
Disagree	0	0.00	
Not Applicable	0	0.00	

**47. My clinical instructor was available for the supervision of invasive skills.**

Response	Frequency	Percent	Mean: 3.67
Agree	2	66.67	<div><div></div></div>
Sometimes	1	33.33	<div><div></div></div>
Agree			
Sometimes	0	0.00	<div><div></div></div>
Disagree			
Disagree	0	0.00	<div><div></div></div>
Not Applicable	0	0.00	<div><div></div></div>

**49. My clinical instructor facilitated post-conference to enhance meeting of clinical objectives.**

Response	Frequency	Percent	Mean: 4.00
Agree	3	100.00	<div><div></div></div>
Sometimes	0	0.00	<div><div></div></div>
Agree			
Sometimes	0	0.00	<div><div></div></div>
Disagree			
Disagree	0	0.00	<div><div></div></div>
Not Applicable	0	0.00	<div><div></div></div>

**48. My clinical instructor provided me with constructive feedback on my progress in clinical.**

Response	Frequency	Percent	Mean: 4.00
Agree	3	100.00	<div><div></div></div>
Sometimes	0	0.00	<div><div></div></div>
Agree			
Sometimes	0	0.00	<div><div></div></div>
Disagree			
Disagree	0	0.00	<div><div></div></div>
Not Applicable	0	0.00	<div><div></div></div>

**50. My clinical instructor acted as a positive role model regarding patient safety, client advocacy, caring, cultural sensitivity, and collaboration.**

Response	Frequency	Percent	Mean: 4.00
Agree	2	100.00	<div><div></div></div>
Sometimes	0	0.00	<div><div></div></div>
Agree			
Sometimes	0	0.00	<div><div></div></div>
Disagree			
Disagree	0	0.00	<div><div></div></div>
Not Applicable	0	0.00	<div><div></div></div>



# Trinity Valley Community College

## ADN Level III Evaluation - Fall 2013

### By Instructor

Larry Eustace

#### 39. The facility provided an adequate orientation.

Response	Frequency	Percent	Mean: 4.00
Agree	1	100.00	
Sometimes	0	0.00	
Agree			
Sometimes	0	0.00	
Disagree			
Disagree	0	0.00	
Not Applicable	0	0.00	

#### 40. During my clinical I had sufficient opportunities (quality and quantity) to meet course objectives.

Response	Frequency	Percent	Mean: 4.00
Agree	1	100.00	
Sometimes	0	0.00	
Agree			
Sometimes	0	0.00	
Disagree			
Disagree	0	0.00	
Not Applicable	0	0.00	

#### 41. I had an overall positive learning experience at my clinical rotation.

Response	Frequency	Percent	Mean: 4.00
Agree	1	100.00	
Sometimes	0	0.00	
Agree			
Sometimes	0	0.00	
Disagree			
Disagree	0	0.00	
Not Applicable	0	0.00	

#### 42. My clinical instructor was on time for clinical.

Response	Frequency	Percent	Mean: 4.00
Agree	1	100.00	
Sometimes	0	0.00	
Agree			
Sometimes	0	0.00	
Disagree			
Disagree	0	0.00	
Not Applicable	0	0.00	

#### 43. My clinical instructor encouraged me to make clinical judgments.

Response	Frequency	Percent	Mean: 4.00
Agree	1	100.00	
Sometimes	0	0.00	
Agree			
Sometimes	0	0.00	
Disagree			
Disagree	0	0.00	
Not Applicable	0	0.00	

#### 44. My clinical instructor promoted an environment in which I felt respected.

Response	Frequency	Percent	Mean: 4.00
Agree	1	100.00	
Sometimes	0	0.00	
Agree			
Sometimes	0	0.00	
Disagree			
Disagree	0	0.00	
Not Applicable	0	0.00	

#### 45. My clinical instructor demonstrated evidence of current nursing knowledge.

Response	Frequency	Percent	Mean: 4.00
Agree	1	100.00	
Sometimes	0	0.00	
Agree			
Sometimes	0	0.00	
Disagree			
Disagree	0	0.00	
Not Applicable	0	0.00	

#### 46. My clinical instructor demonstrated evidence of competency in nursing skills.

Response	Frequency	Percent	Mean: 4.00
Agree	1	100.00	
Sometimes	0	0.00	
Agree			
Sometimes	0	0.00	
Disagree			
Disagree	0	0.00	
Not Applicable	0	0.00	

**47. My clinical instructor was available for the supervision of invasive skills.**

Response	Frequency	Percent	Mean: 4.00
Agree	1	100.00	
Sometimes	0	0.00	
Agree			
Sometimes	0	0.00	
Disagree			
Disagree	0	0.00	
Not Applicable	0	0.00	

**49. My clinical instructor facilitated post-conference to enhance meeting of clinical objectives.**

Response	Frequency	Percent	Mean: 4.00
Agree	1	100.00	
Sometimes	0	0.00	
Agree			
Sometimes	0	0.00	
Disagree			
Disagree	0	0.00	
Not Applicable	0	0.00	

**48. My clinical instructor provided me with constructive feedback on my progress in clinical.**

Response	Frequency	Percent	Mean: 4.00
Agree	1	100.00	
Sometimes	0	0.00	
Agree			
Sometimes	0	0.00	
Disagree			
Disagree	0	0.00	
Not Applicable	0	0.00	

**50. My clinical instructor acted as a positive role model regarding patient safety, client advocacy, caring, cultural sensitivity, and collaboration.**

Response	Frequency	Percent	Mean: 4.00
Agree	1	100.00	
Sometimes	0	0.00	
Agree			
Sometimes	0	0.00	
Disagree			
Disagree	0	0.00	
Not Applicable	0	0.00	

# Trinity Valley Community College

## ADN Level III Evaluation - Fall 2013

### By Instructor

Leslie Prater

#### 39. The facility provided an adequate orientation.

Response	Frequency	Percent	Mean: 4.00
Agree	2	100.00	
Sometimes	0	0.00	
Agree			
Sometimes	0	0.00	
Disagree			
Disagree	0	0.00	
Not Applicable	0	0.00	

#### 40. During my clinical I had sufficient opportunities (quality and quantity) to meet course objectives.

Response	Frequency	Percent	Mean: 4.00
Agree	2	100.00	
Sometimes	0	0.00	
Agree			
Sometimes	0	0.00	
Disagree			
Disagree	0	0.00	
Not Applicable	0	0.00	

#### 41. I had an overall positive learning experience at my clinical rotation.

Response	Frequency	Percent	Mean: 4.00
Agree	1	100.00	
Sometimes	0	0.00	
Agree			
Sometimes	0	0.00	
Disagree			
Disagree	0	0.00	
Not Applicable	0	0.00	

#### 42. My clinical instructor was on time for clinical.

Response	Frequency	Percent	Mean: 4.00
Agree	2	100.00	
Sometimes	0	0.00	
Agree			
Sometimes	0	0.00	
Disagree			
Disagree	0	0.00	
Not Applicable	0	0.00	

#### 43. My clinical instructor encouraged me to make clinical judgments.

Response	Frequency	Percent	Mean: 4.00
Agree	2	100.00	
Sometimes	0	0.00	
Agree			
Sometimes	0	0.00	
Disagree			
Disagree	0	0.00	
Not Applicable	0	0.00	

#### 44. My clinical instructor promoted an environment in which I felt respected.

Response	Frequency	Percent	Mean: 4.00
Agree	2	100.00	
Sometimes	0	0.00	
Agree			
Sometimes	0	0.00	
Disagree			
Disagree	0	0.00	
Not Applicable	0	0.00	

#### 45. My clinical instructor demonstrated evidence of current nursing knowledge.

Response	Frequency	Percent	Mean: 4.00
Agree	2	100.00	
Sometimes	0	0.00	
Agree			
Sometimes	0	0.00	
Disagree			
Disagree	0	0.00	
Not Applicable	0	0.00	

#### 46. My clinical instructor demonstrated evidence of competency in nursing skills.

Response	Frequency	Percent	Mean: 4.00
Agree	2	100.00	
Sometimes	0	0.00	
Agree			
Sometimes	0	0.00	
Disagree			
Disagree	0	0.00	
Not Applicable	0	0.00	

**47. My clinical instructor was available for the supervision of invasive skills.**

Response	Frequency	Percent	Mean: 4.00
Agree	2	100.00	
Sometimes	0	0.00	
Agree			
Sometimes	0	0.00	
Disagree			
Disagree	0	0.00	
Not Applicable	0	0.00	

**49. My clinical instructor facilitated post-conference to enhance meeting of clinical objectives.**

Response	Frequency	Percent	Mean: 4.00
Agree	2	100.00	
Sometimes	0	0.00	
Agree			
Sometimes	0	0.00	
Disagree			
Disagree	0	0.00	
Not Applicable	0	0.00	

**48. My clinical instructor provided me with constructive feedback on my progress in clinical.**

Response	Frequency	Percent	Mean: 4.00
Agree	2	100.00	
Sometimes	0	0.00	
Agree			
Sometimes	0	0.00	
Disagree			
Disagree	0	0.00	
Not Applicable	0	0.00	

**50. My clinical instructor acted as a positive role model regarding patient safety, client advocacy, caring, cultural sensitivity, and collaboration.**

Response	Frequency	Percent	Mean: 4.00
Agree	2	100.00	
Sometimes	0	0.00	
Agree			
Sometimes	0	0.00	
Disagree			
Disagree	0	0.00	
Not Applicable	0	0.00	

# Trinity Valley Community College

## ADN Level III Evaluation - Fall 2013

### By Instructor

Lori Cook

#### 39. The facility provided an adequate orientation.

Response	Frequency	Percent	Mean: 4.00
Agree	3	100.00	
Sometimes	0	0.00	
Agree			
Sometimes	0	0.00	
Disagree			
Disagree	0	0.00	
Not Applicable	0	0.00	

#### 40. During my clinical I had sufficient opportunities (quality and quantity) to meet course objectives.

Response	Frequency	Percent	Mean: 4.00
Agree	3	100.00	
Sometimes	0	0.00	
Agree			
Sometimes	0	0.00	
Disagree			
Disagree	0	0.00	
Not Applicable	0	0.00	

#### 41. I had an overall positive learning experience at my clinical rotation.

Response	Frequency	Percent	Mean: 4.00
Agree	3	100.00	
Sometimes	0	0.00	
Agree			
Sometimes	0	0.00	
Disagree			
Disagree	0	0.00	
Not Applicable	0	0.00	

#### 42. My clinical instructor was on time for clinical.

Response	Frequency	Percent	Mean: 4.00
Agree	3	100.00	
Sometimes	0	0.00	
Agree			
Sometimes	0	0.00	
Disagree			
Disagree	0	0.00	
Not Applicable	0	0.00	

#### 43. My clinical instructor encouraged me to make clinical judgments.

Response	Frequency	Percent	Mean: 4.00
Agree	3	100.00	
Sometimes	0	0.00	
Agree			
Sometimes	0	0.00	
Disagree			
Disagree	0	0.00	
Not Applicable	0	0.00	

#### 44. My clinical instructor promoted an environment in which I felt respected.

Response	Frequency	Percent	Mean: 4.00
Agree	3	100.00	
Sometimes	0	0.00	
Agree			
Sometimes	0	0.00	
Disagree			
Disagree	0	0.00	
Not Applicable	0	0.00	

#### 45. My clinical instructor demonstrated evidence of current nursing knowledge.

Response	Frequency	Percent	Mean: 4.00
Agree	3	100.00	
Sometimes	0	0.00	
Agree			
Sometimes	0	0.00	
Disagree			
Disagree	0	0.00	
Not Applicable	0	0.00	

#### 46. My clinical instructor demonstrated evidence of competency in nursing skills.

Response	Frequency	Percent	Mean: 4.00
Agree	3	100.00	
Sometimes	0	0.00	
Agree			
Sometimes	0	0.00	
Disagree			
Disagree	0	0.00	
Not Applicable	0	0.00	

**47. My clinical instructor was available for the supervision of invasive skills.**

Response	Frequency	Percent	Mean: 4.00
Agree	3	100.00	
Sometimes	0	0.00	
Agree			
Sometimes	0	0.00	
Disagree			
Disagree	0	0.00	
Not Applicable	0	0.00	

**49. My clinical instructor facilitated post-conference to enhance meeting of clinical objectives.**

Response	Frequency	Percent	Mean: 4.00
Agree	3	100.00	
Sometimes	0	0.00	
Agree			
Sometimes	0	0.00	
Disagree			
Disagree	0	0.00	
Not Applicable	0	0.00	

**48. My clinical instructor provided me with constructive feedback on my progress in clinical.**

Response	Frequency	Percent	Mean: 4.00
Agree	3	100.00	
Sometimes	0	0.00	
Agree			
Sometimes	0	0.00	
Disagree			
Disagree	0	0.00	
Not Applicable	0	0.00	

**50. My clinical instructor acted as a positive role model regarding patient safety, client advocacy, caring, cultural sensitivity, and collaboration.**

Response	Frequency	Percent	Mean: 4.00
Agree	3	100.00	
Sometimes	0	0.00	
Agree			
Sometimes	0	0.00	
Disagree			
Disagree	0	0.00	
Not Applicable	0	0.00	

# Trinity Valley Community College

## ADN Level III Evaluation - Fall 2013

### By Instructor

Mary Krieger

#### 39. The facility provided an adequate orientation.

Response	Frequency	Percent	Mean: 4.00
Agree	1	100.00	
Sometimes	0	0.00	
Agree			
Sometimes	0	0.00	
Disagree			
Disagree	0	0.00	
Not Applicable	0	0.00	

#### 40. During my clinical I had sufficient opportunities (quality and quantity) to meet course objectives.

Response	Frequency	Percent	Mean: 4.00
Agree	1	100.00	
Sometimes	0	0.00	
Agree			
Sometimes	0	0.00	
Disagree			
Disagree	0	0.00	
Not Applicable	0	0.00	

#### 41. I had an overall positive learning experience at my clinical rotation.

Response	Frequency	Percent	Mean: 4.00
Agree	1	100.00	
Sometimes	0	0.00	
Agree			
Sometimes	0	0.00	
Disagree			
Disagree	0	0.00	
Not Applicable	0	0.00	

#### 42. My clinical instructor was on time for clinical.

Response	Frequency	Percent	Mean: 4.00
Agree	1	100.00	
Sometimes	0	0.00	
Agree			
Sometimes	0	0.00	
Disagree			
Disagree	0	0.00	
Not Applicable	0	0.00	

#### 43. My clinical instructor encouraged me to make clinical judgments.

Response	Frequency	Percent	Mean: 4.00
Agree	1	100.00	
Sometimes	0	0.00	
Agree			
Sometimes	0	0.00	
Disagree			
Disagree	0	0.00	
Not Applicable	0	0.00	

#### 44. My clinical instructor promoted an environment in which I felt respected.

Response	Frequency	Percent	Mean: 2.00
Agree	0	0.00	
Sometimes	0	0.00	
Agree			
Sometimes	1	100.00	
Disagree			
Disagree	0	0.00	
Not Applicable	0	0.00	

#### 45. My clinical instructor demonstrated evidence of current nursing knowledge.

Response	Frequency	Percent	Mean: 4.00
Agree	1	100.00	
Sometimes	0	0.00	
Agree			
Sometimes	0	0.00	
Disagree			
Disagree	0	0.00	
Not Applicable	0	0.00	

#### 46. My clinical instructor demonstrated evidence of competency in nursing skills.

Response	Frequency	Percent	Mean: 4.00
Agree	1	100.00	
Sometimes	0	0.00	
Agree			
Sometimes	0	0.00	
Disagree			
Disagree	0	0.00	
Not Applicable	0	0.00	

**47. My clinical instructor was available for the supervision of invasive skills.**

Response	Frequency	Percent	Mean: 4.00
Agree	1	100.00	
Sometimes	0	0.00	
Agree			
Sometimes	0	0.00	
Disagree			
Disagree	0	0.00	
Not Applicable	0	0.00	

**49. My clinical instructor facilitated post-conference to enhance meeting of clinical objectives.**

Response	Frequency	Percent	Mean: 2.00
Agree	0	0.00	
Sometimes	0	0.00	
Agree			
Sometimes	1	100.00	
Disagree			
Disagree	0	0.00	
Not Applicable	0	0.00	

**48. My clinical instructor provided me with constructive feedback on my progress in clinical.**

Response	Frequency	Percent	Mean: 4.00
Agree	1	100.00	
Sometimes	0	0.00	
Agree			
Sometimes	0	0.00	
Disagree			
Disagree	0	0.00	
Not Applicable	0	0.00	

**50. My clinical instructor acted as a positive role model regarding patient safety, client advocacy, caring, cultural sensitivity, and collaboration.**

Response	Frequency	Percent	Mean: 4.00
Agree	1	100.00	
Sometimes	0	0.00	
Agree			
Sometimes	0	0.00	
Disagree			
Disagree	0	0.00	
Not Applicable	0	0.00	



# Trinity Valley Community College

## ADN Level III Evaluation - Fall 2013

### By Instructor

Robert Lumpkins

#### 39. The facility provided an adequate orientation.

Response	Frequency	Percent	Mean: 4.00
Agree	4	100.00	
Sometimes	0	0.00	
Agree			
Sometimes	0	0.00	
Disagree			
Disagree	0	0.00	
Not Applicable	0	0.00	

#### 40. During my clinical I had sufficient opportunities (quality and quantity) to meet course objectives.

Response	Frequency	Percent	Mean: 4.00
Agree	4	100.00	
Sometimes	0	0.00	
Agree			
Sometimes	0	0.00	
Disagree			
Disagree	0	0.00	
Not Applicable	0	0.00	

#### 41. I had an overall positive learning experience at my clinical rotation.

Response	Frequency	Percent	Mean: 4.00
Agree	4	100.00	
Sometimes	0	0.00	
Agree			
Sometimes	0	0.00	
Disagree			
Disagree	0	0.00	
Not Applicable	0	0.00	

#### 42. My clinical instructor was on time for clinical.

Response	Frequency	Percent	Mean: 4.00
Agree	4	100.00	
Sometimes	0	0.00	
Agree			
Sometimes	0	0.00	
Disagree			
Disagree	0	0.00	
Not Applicable	0	0.00	

#### 43. My clinical instructor encouraged me to make clinical judgments.

Response	Frequency	Percent	Mean: 4.00
Agree	4	100.00	
Sometimes	0	0.00	
Agree			
Sometimes	0	0.00	
Disagree			
Disagree	0	0.00	
Not Applicable	0	0.00	

#### 44. My clinical instructor promoted an environment in which I felt respected.

Response	Frequency	Percent	Mean: 4.00
Agree	4	100.00	
Sometimes	0	0.00	
Agree			
Sometimes	0	0.00	
Disagree			
Disagree	0	0.00	
Not Applicable	0	0.00	

#### 45. My clinical instructor demonstrated evidence of current nursing knowledge.

Response	Frequency	Percent	Mean: 4.00
Agree	4	100.00	
Sometimes	0	0.00	
Agree			
Sometimes	0	0.00	
Disagree			
Disagree	0	0.00	
Not Applicable	0	0.00	

#### 46. My clinical instructor demonstrated evidence of competency in nursing skills.

Response	Frequency	Percent	Mean: 4.00
Agree	4	100.00	
Sometimes	0	0.00	
Agree			
Sometimes	0	0.00	
Disagree			
Disagree	0	0.00	
Not Applicable	0	0.00	

**47. My clinical instructor was available for the supervision of invasive skills.**

Response	Frequency	Percent	Mean: 4.00
Agree	4	100.00	
Sometimes	0	0.00	
Agree			
Sometimes	0	0.00	
Disagree			
Disagree	0	0.00	
Not Applicable	0	0.00	

**49. My clinical instructor facilitated post-conference to enhance meeting of clinical objectives.**

Response	Frequency	Percent	Mean: 4.00
Agree	4	100.00	
Sometimes	0	0.00	
Agree			
Sometimes	0	0.00	
Disagree			
Disagree	0	0.00	
Not Applicable	0	0.00	

**48. My clinical instructor provided me with constructive feedback on my progress in clinical.**

Response	Frequency	Percent	Mean: 4.00
Agree	4	100.00	
Sometimes	0	0.00	
Agree			
Sometimes	0	0.00	
Disagree			
Disagree	0	0.00	
Not Applicable	0	0.00	

**50. My clinical instructor acted as a positive role model regarding patient safety, client advocacy, caring, cultural sensitivity, and collaboration.**

Response	Frequency	Percent	Mean: 4.00
Agree	3	100.00	
Sometimes	0	0.00	
Agree			
Sometimes	0	0.00	
Disagree			
Disagree	0	0.00	
Not Applicable	0	0.00	