

Trinity Valley Community College

ADN Level IV Evaluation Report - Spring 2013

Please choose Non-Acute Clinical Instructor:

| Response | Frequency | Percent | Mean: 3.00 |
|-----------------|-----------|---------|------------------------|
| Judy Callicoatt | 12 | 42.86 | <div><div></div></div> |
| Kathy Colgrove | 4 | 14.29 | <div><div></div></div> |
| Lori Cook | 0 | 0.00 | <div><div></div></div> |
| Jody Johnson | 0 | 0.00 | <div><div></div></div> |
| Robert Lumpkins | 8 | 28.57 | <div><div></div></div> |
| Leslie Prater | 4 | 14.29 | <div><div></div></div> |
| Angela Vulich | 0 | 0.00 | <div><div></div></div> |

1. The unit objectives were clearly stated, measurable, and attainable.

| Response | Frequency | Percent | Mean: 3.71 |
|-----------------------|-----------|---------|------------------------|
| Agree | 22 | 78.57 | <div><div></div></div> |
| Sometimes Agree | 4 | 14.29 | <div><div></div></div> |
| Sometimes Disagree | 2 | 7.14 | <div><div></div></div> |
| Disagree | 0 | 0.00 | <div><div></div></div> |
| <i>Not Applicable</i> | 0 | | |

3. The clinical objectives reflected content covered in class.

| Response | Frequency | Percent | Mean: 3.89 |
|-----------------------|-----------|---------|------------------------|
| Agree | 25 | 89.29 | <div><div></div></div> |
| Sometimes Agree | 3 | 10.71 | <div><div></div></div> |
| Sometimes Disagree | 0 | 0.00 | <div><div></div></div> |
| Disagree | 0 | 0.00 | <div><div></div></div> |
| <i>Not Applicable</i> | 0 | | |

Please choose Terrell State Hospital Clinical Instructor

| Response | Frequency | Percent | Mean: 1.79 |
|---------------|-----------|---------|------------------------|
| Larry Eustace | 13 | 46.43 | <div><div></div></div> |
| Deborah Jones | 8 | 28.57 | <div><div></div></div> |
| Melodie Wong | 7 | 25.00 | <div><div></div></div> |





2. The tests covered the unit objectives.

| Response | Frequency | Percent | Mean: 3.89 |
|-----------------------|-----------|---------|------------------------|
| Agree | 25 | 89.29 | <div><div></div></div> |
| Sometimes Agree | 3 | 10.71 | <div><div></div></div> |
| Sometimes Disagree | 0 | 0.00 | <div><div></div></div> |
| Disagree | 0 | 0.00 | <div><div></div></div> |
| <i>Not Applicable</i> | 0 | | |





4. The classroom instructors presented current information about their topics.

| Response | Frequency | Percent | Mean: 3.81 |
|-----------------------|-----------|---------|------------------------|
| Agree | 23 | 85.19 | <div><div></div></div> |
| Sometimes Agree | 3 | 11.11 | <div><div></div></div> |
| Sometimes Disagree | 1 | 3.70 | <div><div></div></div> |
| Disagree | 0 | 0.00 | <div><div></div></div> |
| <i>Not Applicable</i> | 0 | | |





5. The classroom instructors were organized in their presentations.

| Response | Frequency | Percent | Mean: 3.39 |
|--------------------|-----------|---------|--|
| Agree | 17 | 60.71 |  |
| Sometimes Agree | 7 | 25.00 |  |
| Sometimes Disagree | 2 | 7.14 |  |
| Disagree | 2 | 7.14 |  |
| Not Applicable | 0 | | |





7. The classroom instructors reinforced main points by use of specific examples.

| Response | Frequency | Percent | Mean: 3.68 |
|--------------------|-----------|---------|--|
| Agree | 21 | 75.00 |  |
| Sometimes Agree | 5 | 17.86 |  |
| Sometimes Disagree | 2 | 7.14 |  |
| Disagree | 0 | 0.00 |  |
| Not Applicable | 0 | | |





9. The classroom instructors used a variety of effective instructional techniques to implement the curriculum.

| Response | Frequency | Percent | Mean: 3.54 |
|--------------------|-----------|---------|---|
| Agree | 19 | 67.86 |  |
| Sometimes Agree | 7 | 25.00 |  |
| Sometimes Disagree | 0 | 0.00 |  |
| Disagree | 2 | 7.14 |  |
| Not Applicable | 0 | | |





11. I have improved my understanding of concepts and principles related to patient care by the instructors' presentations.

| Response | Frequency | Percent | Mean: 3.64 |
|--------------------|-----------|---------|--|
| Agree | 21 | 75.00 |  |
| Sometimes Agree | 4 | 14.29 |  |
| Sometimes Disagree | 3 | 10.71 |  |
| Disagree | 0 | 0.00 |  |
| Not Applicable | 0 | | |





6. The classroom presentations were understandable.

| Response | Frequency | Percent | Mean: 3.57 |
|--------------------|-----------|---------|---|
| Agree | 21 | 75.00 |  |
| Sometimes Agree | 3 | 10.71 |  |
| Sometimes Disagree | 3 | 10.71 |  |
| Disagree | 1 | 3.57 |  |
| Not Applicable | 0 | | |





8. The classroom instructors answered my questions satisfactorily.

| Response | Frequency | Percent | Mean: 3.71 |
|--------------------|-----------|---------|---|
| Agree | 22 | 78.57 |  |
| Sometimes Agree | 4 | 14.29 |  |
| Sometimes Disagree | 2 | 7.14 |  |
| Disagree | 0 | 0.00 |  |
| Not Applicable | 0 | | |





10. The classroom instructors used a variety of techniques to engage me in the course.

| Response | Frequency | Percent | Mean: 3.46 |
|--------------------|-----------|---------|--|
| Agree | 17 | 60.71 |  |
| Sometimes Agree | 8 | 28.57 |  |
| Sometimes Disagree | 2 | 7.14 |  |
| Disagree | 1 | 3.57 |  |
| Not Applicable | 0 | | |





12. I was able to get help in obtaining and using library resources if I needed it.

| Response | Frequency | Percent | Mean: 3.92 |
|--------------------|-----------|---------|---|
| Agree | 24 | 92.31 |  |
| Sometimes Agree | 2 | 7.69 |  |
| Sometimes Disagree | 0 | 0.00 |  |
| Disagree | 0 | 0.00 |  |
| Not Applicable | 1 | | |





13. Learning resources are current, comprehensive, use contemporary technology, accessible and available in a timely manner.

| Response | Frequency | Percent | Mean: 3.65 |
|--------------------|-----------|---------|--|
| Agree | 20 | 76.92 |  |
| Sometimes Agree | 4 | 15.38 |  |
| Sometimes Disagree | 1 | 3.85 |  |
| Disagree | 1 | 3.85 |  |
| Not Applicable | 1 | | |





15. Support for accessing Blackboard was available if I needed it.

| Response | Frequency | Percent | Mean: 3.64 |
|--------------------|-----------|---------|--|
| Agree | 19 | 76.00 |  |
| Sometimes Agree | 3 | 12.00 |  |
| Sometimes Disagree | 3 | 12.00 |  |
| Disagree | 0 | 0.00 |  |
| Not Applicable | 2 | | |





17. The Medical-Surgical Textbook was easy to understand and provided adequate information to meet the course objectives.

| Response | Frequency | Percent | Mean: 3.68 |
|--------------------|-----------|---------|---|
| Agree | 22 | 78.57 |  |
| Sometimes Agree | 4 | 14.29 |  |
| Sometimes Disagree | 1 | 3.57 |  |
| Disagree | 1 | 3.57 |  |
| Not Applicable | 0 | | |





19. The Psychiatric Textbook was easy to understand and provided adequate information to meet the course objectives.

| Response | Frequency | Percent | Mean: 3.71 |
|--------------------|-----------|---------|--|
| Agree | 23 | 82.14 |  |
| Sometimes Agree | 3 | 10.71 |  |
| Sometimes Disagree | 1 | 3.57 |  |
| Disagree | 1 | 3.57 |  |
| Not Applicable | 0 | | |





14. Blackboard resources and activities helped me in meeting the course objectives/requirements.

| Response | Frequency | Percent | Mean: 3.67 |
|--------------------|-----------|---------|---|
| Agree | 20 | 74.07 |  |
| Sometimes Agree | 5 | 18.52 |  |
| Sometimes Disagree | 2 | 7.41 |  |
| Disagree | 0 | 0.00 |  |
| Not Applicable | 0 | | |





16. I received an adequate orientation to Blackboard.

| Response | Frequency | Percent | Mean: 3.84 |
|--------------------|-----------|---------|---|
| Agree | 22 | 88.00 |  |
| Sometimes Agree | 2 | 8.00 |  |
| Sometimes Disagree | 1 | 4.00 |  |
| Disagree | 0 | 0.00 |  |
| Not Applicable | 1 | | |





18. The Pediatric/Obstetrics Textbook was easy to understand and provided adequate information to meet the course objectives.

| Response | Frequency | Percent | Mean: 3.75 |
|--------------------|-----------|---------|--|
| Agree | 24 | 85.71 |  |
| Sometimes Agree | 2 | 7.14 |  |
| Sometimes Disagree | 1 | 3.57 |  |
| Disagree | 1 | 3.57 |  |
| Not Applicable | 0 | | |





20. The Pharmacology Textbook was easy to understand and provided adequate information to meet the course objectives.

| Response | Frequency | Percent | Mean: 3.36 |
|--------------------|-----------|---------|---|
| Agree | 18 | 64.29 |  |
| Sometimes Agree | 6 | 21.43 |  |
| Sometimes Disagree | 0 | 0.00 |  |
| Disagree | 4 | 14.29 |  |
| Not Applicable | 0 | | |





21. The Fundamentals Textbook was easy to understand and provided adequate information to meet the course objectives.

| Response | Frequency | Percent | Mean: 3.46 |
|--------------------|-----------|---------|--|
| Agree | 16 | 61.54 |  |
| Sometimes Agree | 7 | 26.92 |  |
| Sometimes Disagree | 2 | 7.69 |  |
| Disagree | 1 | 3.85 |  |
| Not Applicable | 2 | | |





23. The Trends & Issues Textbook was easy to understand and provided adequate information to meet the course objectives.

| Response | Frequency | Percent | Mean: 3.44 |
|--------------------|-----------|---------|--|
| Agree | 17 | 62.96 |  |
| Sometimes Agree | 7 | 25.93 |  |
| Sometimes Disagree | 1 | 3.70 |  |
| Disagree | 2 | 7.41 |  |
| Not Applicable | 1 | | |





25. Prep-U helped me to see if I was prepared for the exams.

| Response | Frequency | Percent | Mean: 2.04 |
|--------------------|-----------|---------|--|
| Agree | 4 | 16.67 |  |
| Sometimes Agree | 3 | 12.50 |  |
| Sometimes Disagree | 7 | 29.17 |  |
| Disagree | 10 | 41.67 |  |
| Not Applicable | 4 | | |





27. I felt welcomed at the clinical site by the nurses.

| Response | Frequency | Percent | Mean: 3.71 |
|--------------------|-----------|---------|--|
| Agree | 20 | 71.43 |  |
| Sometimes Agree | 8 | 28.57 |  |
| Sometimes Disagree | 0 | 0.00 |  |
| Disagree | 0 | 0.00 |  |
| Not Applicable | 0 | | |





22. The Health Assessment Textbook was easy to understand and provided adequate information to meet the course objectives.

| Response | Frequency | Percent | Mean: 3.52 |
|--------------------|-----------|---------|---|
| Agree | 18 | 66.67 |  |
| Sometimes Agree | 6 | 22.22 |  |
| Sometimes Disagree | 2 | 7.41 |  |
| Disagree | 1 | 3.70 |  |
| Not Applicable | 1 | | |





24. The E-books were easy to navigate and helpful to me during the semester.

| Response | Frequency | Percent | Mean: 2.63 |
|--------------------|-----------|---------|---|
| Agree | 6 | 31.58 |  |
| Sometimes Agree | 5 | 26.32 |  |
| Sometimes Disagree | 3 | 15.79 |  |
| Disagree | 5 | 26.32 |  |
| Not Applicable | 9 | | |





26. The semester syllabus was easy to understand and provided adequate information to guide my progress through the semester.

| Response | Frequency | Percent | Mean: 3.38 |
|--------------------|-----------|---------|---|
| Agree | 14 | 53.85 |  |
| Sometimes Agree | 9 | 34.62 |  |
| Sometimes Disagree | 2 | 7.69 |  |
| Disagree | 1 | 3.85 |  |
| Not Applicable | 1 | | |





28. My preceptors communicated adequately with me with regards to my patients.

| Response | Frequency | Percent | Mean: 3.82 |
|--------------------|-----------|---------|---|
| Agree | 24 | 85.71 |  |
| Sometimes Agree | 3 | 10.71 |  |
| Sometimes Disagree | 1 | 3.57 |  |
| Disagree | 0 | 0.00 |  |
| Not Applicable | 0 | | |





29. My preceptors demonstrated professional behaviors.

| Response | Frequency | Percent | Mean: 3.89 |
|--------------------|-----------|---------|--|
| Agree | 26 | 92.86 |  |
| Sometimes Agree | 1 | 3.57 |  |
| Sometimes Disagree | 1 | 3.57 |  |
| Disagree | 0 | 0.00 |  |
| Not Applicable | 0 | | |





31. My preceptors gave me constructive feedback regarding my performance.

| Response | Frequency | Percent | Mean: 3.93 |
|--------------------|-----------|---------|--|
| Agree | 26 | 92.86 |  |
| Sometimes Agree | 2 | 7.14 |  |
| Sometimes Disagree | 0 | 0.00 |  |
| Disagree | 0 | 0.00 |  |
| Not Applicable | 0 | | |





33. My preceptors evaluated my performance fairly.

| Response | Frequency | Percent | Mean: 3.93 |
|--------------------|-----------|---------|--|
| Agree | 26 | 92.86 |  |
| Sometimes Agree | 2 | 7.14 |  |
| Sometimes Disagree | 0 | 0.00 |  |
| Disagree | 0 | 0.00 |  |
| Not Applicable | 0 | | |





35. During my rotation, I had the opportunity to make clinical decisions for my patients.

| Response | Frequency | Percent | Mean: 3.89 |
|--------------------|-----------|---------|--|
| Agree | 24 | 88.89 |  |
| Sometimes Agree | 3 | 11.11 |  |
| Sometimes Disagree | 0 | 0.00 |  |
| Disagree | 0 | 0.00 |  |
| Not Applicable | 1 | | |





30. My preceptors provided safe, competent patient care.

| Response | Frequency | Percent | Mean: 3.93 |
|--------------------|-----------|---------|---|
| Agree | 26 | 92.86 |  |
| Sometimes Agree | 2 | 7.14 |  |
| Sometimes Disagree | 0 | 0.00 |  |
| Disagree | 0 | 0.00 |  |
| Not Applicable | 0 | | |





32. My preceptors were available to answer questions and observe skills.

| Response | Frequency | Percent | Mean: 3.93 |
|--------------------|-----------|---------|---|
| Agree | 26 | 92.86 |  |
| Sometimes Agree | 2 | 7.14 |  |
| Sometimes Disagree | 0 | 0.00 |  |
| Disagree | 0 | 0.00 |  |
| Not Applicable | 0 | | |





34. My preceptors encouraged me to make clinical judgments.

| Response | Frequency | Percent | Mean: 3.86 |
|--------------------|-----------|---------|---|
| Agree | 24 | 85.71 |  |
| Sometimes Agree | 4 | 14.29 |  |
| Sometimes Disagree | 0 | 0.00 |  |
| Disagree | 0 | 0.00 |  |
| Not Applicable | 0 | | |





36. During my rotation, I was able to perform a variety of skills.

| Response | Frequency | Percent | Mean: 3.68 |
|--------------------|-----------|---------|---|
| Agree | 23 | 82.14 |  |
| Sometimes Agree | 3 | 10.71 |  |
| Sometimes Disagree | 0 | 0.00 |  |
| Disagree | 2 | 7.14 |  |
| Not Applicable | 0 | | |





37. During my rotation, I was able to implement client teaching.

| Response | Frequency | Percent | Mean: 3.79 |
|--------------------|-----------|---------|--|
| Agree | 23 | 82.14 |  |
| Sometimes Agree | 4 | 14.29 |  |
| Sometimes Disagree | 1 | 3.57 |  |
| Disagree | 0 | 0.00 |  |
| Not Applicable | 0 | | |





39. During my rotation, I was able to observe the role of the nurse manger.

| Response | Frequency | Percent | Mean: 3.78 |
|--------------------|-----------|---------|--|
| Agree | 23 | 85.19 |  |
| Sometimes Agree | 3 | 11.11 |  |
| Sometimes Disagree | 0 | 0.00 |  |
| Disagree | 1 | 3.70 |  |
| Not Applicable | 1 | | |





41. During my rotation, I was able to identify applicable local, state and federal laws.

| Response | Frequency | Percent | Mean: 3.75 |
|--------------------|-----------|---------|---|
| Agree | 23 | 82.14 |  |
| Sometimes Agree | 3 | 10.71 |  |
| Sometimes Disagree | 2 | 7.14 |  |
| Disagree | 0 | 0.00 |  |
| Not Applicable | 0 | | |





43. During my clinical I had sufficient opportunities (quality and quantity) to meet course objectives.

| Response | Frequency | Percent | Mean: 3.86 |
|--------------------|-----------|---------|--|
| Agree | 24 | 85.71 |  |
| Sometimes Agree | 4 | 14.29 |  |
| Sometimes Disagree | 0 | 0.00 |  |
| Disagree | 0 | 0.00 |  |
| Not Applicable | 0 | | |





38. During my rotation, I was able to interact with other disciplines.

| Response | Frequency | Percent | Mean: 3.93 |
|--------------------|-----------|---------|---|
| Agree | 26 | 92.86 |  |
| Sometimes Agree | 2 | 7.14 |  |
| Sometimes Disagree | 0 | 0.00 |  |
| Disagree | 0 | 0.00 |  |
| Not Applicable | 0 | | |





40. During my rotation, I was able to attend/participate in client conferences.

| Response | Frequency | Percent | Mean: 3.58 |
|--------------------|-----------|---------|---|
| Agree | 19 | 73.08 |  |
| Sometimes Agree | 5 | 19.23 |  |
| Sometimes Disagree | 0 | 0.00 |  |
| Disagree | 2 | 7.69 |  |
| Not Applicable | 2 | | |





42. During my rotation, I was able to apply the Nursing Practice Act in the clinical setting.

| Response | Frequency | Percent | Mean: 3.93 |
|--------------------|-----------|---------|--|
| Agree | 26 | 92.86 |  |
| Sometimes Agree | 2 | 7.14 |  |
| Sometimes Disagree | 0 | 0.00 |  |
| Disagree | 0 | 0.00 |  |
| Not Applicable | 0 | | |





44. I had an overall positive learning experience at my clinical rotation.

| Response | Frequency | Percent | Mean: 3.86 |
|--------------------|-----------|---------|---|
| Agree | 26 | 92.86 |  |
| Sometimes Agree | 1 | 3.57 |  |
| Sometimes Disagree | 0 | 0.00 |  |
| Disagree | 1 | 3.57 |  |
| Not Applicable | 0 | | |





45. This rotation assisted me in preparing for graduation.

| Response | Frequency | Percent | Mean: 3.82 |
|--------------------|-----------|---------|--|
| Agree | 23 | 82.14 |  |
| Sometimes Agree | 5 | 17.86 |  |
| Sometimes Disagree | 0 | 0.00 |  |
| Disagree | 0 | 0.00 |  |
| Not Applicable | 0 | | |





47. My instructor was available if I needed assistance during clinical.

| Response | Frequency | Percent | Mean: 3.93 |
|--------------------|-----------|---------|--|
| Agree | 25 | 92.59 |  |
| Sometimes Agree | 2 | 7.41 |  |
| Sometimes Disagree | 0 | 0.00 |  |
| Disagree | 0 | 0.00 |  |
| Not Applicable | 1 | | |





49. Blackboard discussions helped me to meet clinical objectives.

| Response | Frequency | Percent | Mean: 3.36 |
|--------------------|-----------|---------|--|
| Agree | 17 | 60.71 |  |
| Sometimes Agree | 6 | 21.43 |  |
| Sometimes Disagree | 3 | 10.71 |  |
| Disagree | 2 | 7.14 |  |
| Not Applicable | 0 | | |





51. During my rotation I was able to develop a better understanding of psychiatric disorders.

| Response | Frequency | Percent | Mean: 3.82 |
|--------------------|-----------|---------|--|
| Agree | 24 | 85.71 |  |
| Sometimes Agree | 3 | 10.71 |  |
| Sometimes Disagree | 1 | 3.57 |  |
| Disagree | 0 | 0.00 |  |
| Not Applicable | 0 | | |





46. This rotation helped me to integrate and apply my nursing knowledge.

| Response | Frequency | Percent | Mean: 3.89 |
|--------------------|-----------|---------|---|
| Agree | 25 | 89.29 |  |
| Sometimes Agree | 3 | 10.71 |  |
| Sometimes Disagree | 0 | 0.00 |  |
| Disagree | 0 | 0.00 |  |
| Not Applicable | 0 | | |





48. My clinical instructor provided me with constructive feedback on my progress in clinical.

| Response | Frequency | Percent | Mean: 3.86 |
|--------------------|-----------|---------|---|
| Agree | 24 | 85.71 |  |
| Sometimes Agree | 4 | 14.29 |  |
| Sometimes Disagree | 0 | 0.00 |  |
| Disagree | 0 | 0.00 |  |
| Not Applicable | 0 | | |





50. The community clinical rotations helped me better understand home health care, rehab, and dialysis.

| Response | Frequency | Percent | Mean: 3.75 |
|--------------------|-----------|---------|---|
| Agree | 20 | 83.33 |  |
| Sometimes Agree | 2 | 8.33 |  |
| Sometimes Disagree | 2 | 8.33 |  |
| Disagree | 0 | 0.00 |  |
| Not Applicable | 0 | | |





52. During my rotation I was able to improve my communication skills with patients.

| Response | Frequency | Percent | Mean: 3.75 |
|--------------------|-----------|---------|---|
| Agree | 23 | 82.14 |  |
| Sometimes Agree | 4 | 14.29 |  |
| Sometimes Disagree | 0 | 0.00 |  |
| Disagree | 1 | 3.57 |  |
| Not Applicable | 0 | | |





53. During my rotation I developed a better recognition of the safety needs of cognitively impaired patients.

| Response | Frequency | Percent | Mean: 3.86 |
|-----------------------|-----------|---------|--|
| Agree | 25 | 89.29 |  |
| Sometimes Agree | 2 | 7.14 |  |
| Sometimes Disagree | 1 | 3.57 |  |
| Disagree | 0 | 0.00 |  |
| <i>Not Applicable</i> | 0 | | |





55. My clinical instructor facilitated post-conference to enhance meeting of clinical objectives.

| Response | Frequency | Percent | Mean: 3.86 |
|-----------------------|-----------|---------|--|
| Agree | 26 | 92.86 |  |
| Sometimes Agree | 1 | 3.57 |  |
| Sometimes Disagree | 0 | 0.00 |  |
| Disagree | 1 | 3.57 |  |
| <i>Not Applicable</i> | 0 | | |

54. During my rotation, I developed a better understanding of management of behaviors of patients with psychiatric disorders (i.e. anger)

| Response | Frequency | Percent | Mean: 3.86 |
|-----------------------|-----------|---------|---|
| Agree | 26 | 92.86 |  |
| Sometimes Agree | 1 | 3.57 |  |
| Sometimes Disagree | 0 | 0.00 |  |
| Disagree | 1 | 3.57 |  |
| <i>Not Applicable</i> | 0 | | |

56. My instructor was available if I needed assistance during clinical.

| Response | Frequency | Percent | Mean: 3.89 |
|-----------------------|-----------|---------|---|
| Agree | 27 | 96.43 |  |
| Sometimes Agree | 0 | 0.00 |  |
| Sometimes Disagree | 0 | 0.00 |  |
| Disagree | 1 | 3.57 |  |
| <i>Not Applicable</i> | 0 | | |