

Trinity Valley Community College

Spring 2017 Graduates

1. I use clinical reasoning and knowledge based on the nursing program of study, evidenced-based practice outcomes, and research based policies and procedures as the basis for decision-making and comprehensive, safe patient care. Mean: 4.42

Response	Frequency	Percent	Graph
Very High	27	51.92	
High	21	40.38	
Average	3	5.77	
Low	1	1.92	
Very Low	0	0.00	
Total Valid	52	100.00	
Total	52	100.00	

2. I demonstrate skills in using patient care technologies and information systems that support safe nursing practice. Mean: 4.44

Response	Frequency	Percent	Graph
Very High	28	53.85	
High	20	38.46	
Average	3	5.77	
Low	1	1.92	
Very Low	0	0.00	
Total Valid	52	100.00	
Total	52	100.00	

3. I promote safety and quality improvement as an advocate and manager of nursing care. Mean: 4.44

Response	Frequency	Percent	Graph
Very High	29	55.77	
High	19	36.54	
Average	2	3.85	
Low	2	3.85	
Very Low	0	0.00	
Total Valid	52	100.00	
Total	52	100.00	

4. I coordinate, collaborate and communicate with diverse patients, families and the interdisciplinary health care team to plan, deliver, and evaluate care. Mean: 4.52

Response	Frequency	Percent	Graph
Very High	32	61.54	
High	16	30.77	
Average	3	5.77	
Low	1	1.92	
Very Low	0	0.00	
Total Valid	52	100.00	
Total	52	100.00	

5. I adhere to standards of practice within legal, ethical, and regulatory frameworks of the professional nurse. Mean: 4.65

Response	Frequency	Percent	Graph
Very High	37	71.15	
High	13	25.00	
Average	1	1.92	
Low	1	1.92	
Very Low	0	0.00	
Total Valid	52	100.00	
Total	52	100.00	

6. I demonstrate knowledge of delegation, management, and leadership skills. Mean: 4.33

Response	Frequency	Percent	Graph
Very High	26	50.00	
High	18	34.62	
Average	7	13.46	
Low	1	1.92	
Very Low	0	0.00	
Total Valid	52	100.00	
Total	52	100.00	

7. I demonstrate behavior that reflects the values and ethics of the nursing profession, including a spirit of inquiry.

Mean: 4.62

Response	Frequency	Percent	Graph
Very High	35	67.31	
High	15	28.85	
Average	1	1.92	
Low	1	1.92	
Very Low	0	0.00	
Total Valid	52	100.00	
Total	52	100.00	

1. I received content in my nursing program that was appropriate for me to meet my role expectations as a graduate.

Mean: 4.10

Response	Frequency	Percent	Graph
Very High	21	41.18	
High	15	29.41	
Average	14	27.45	
Low	1	1.96	
Very Low	0	0.00	
Total Valid	51	100.00	
Total	51	100.00	

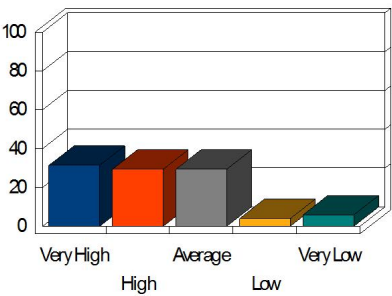
2. I demonstrate knowledge of course content that is appropriate to the role expectations of graduates.

Mean: 4.22

Response	Frequency	Percent	Graph
Very High	22	43.14	
High	18	35.29	
Average	11	21.57	
Low	0	0.00	
Very Low	0	0.00	
Total Valid	51	100.00	
Total	51	100.00	

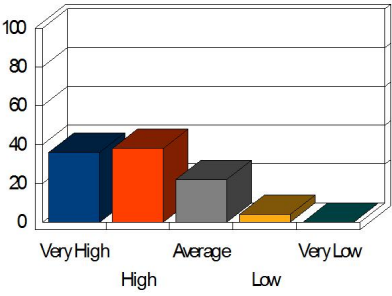
3. I think the clinical experiences were sufficient in quality and quantity to provide opportunities for me to achieve the program outcomes.

Mean: 3.76

Response	Frequency	Percent	Graph
Very High	16	31.37	
High	15	29.41	
Average	15	29.41	
Low	2	3.92	
Very Low	3	5.88	
Total Valid	51	100.00	
Total	51	100.00	

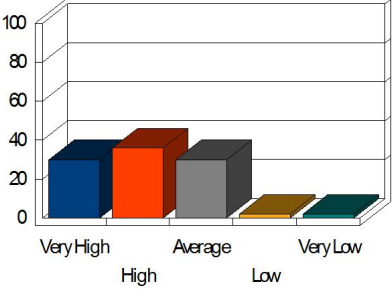
4. I was prepared to apply nursing concepts in the care of a variety of patients.

Mean: 4.06

Response	Frequency	Percent	Graph
Very High	18	36.00	
High	19	38.00	
Average	11	22.00	
Low	2	4.00	
Very Low	0	0.00	
Total Valid	50	100.00	
Total	50	100.00	

5. Overall, how would you rate your job performance since graduation?

Mean: 3.90

Response	Frequency	Percent	Graph
Very High	15	30.00	
High	18	36.00	
Average	15	30.00	
Low	1	2.00	
Very Low	1	2.00	
Total Valid	50	100.00	
Total	50	100.00	

6. Overall, how satisfied are you with the TVCC Associate Degree Nursing Program?

Mean: 3.82

Response	Frequency	Percent	Graph
Very High	14	28.57	<p>A 3D bar chart with a vertical axis from 0 to 100 in increments of 20. The horizontal axis has five categories: Very High, High, Average, Low, and Very Low. The bars are colored blue, orange, grey, yellow, and teal respectively. The heights of the bars correspond to the percentages: Very High is approximately 29%, High is approximately 35%, Average is approximately 29%, Low is approximately 6%, and Very Low is approximately 2%.</p>
High	17	34.69	
Average	14	28.57	
Low	3	6.12	
Very Low	1	2.04	
Total Valid	49	100.00	
Total	49	100.00	