

ADN Graduate Survey Report

Spring 2015 Graduates

1. I use clinical reasoning and knowledge based on the nursing program of study, evidenced-based practice outcomes, and research based policies and procedures as the basis for decision-making and comprehensive, safe patient care. Mean: 4.56

Response	Frequency	Percent	Graph
Very High	25	69.44	
High	7	19.44	
Average	3	8.33	
Low	1	2.78	
Very Low	0	0.00	
Total Valid	36	100.00	
Total	36	100.00	

2. I demonstrate skills in using patient care technologies and information systems that support safe nursing practice. Mean: 4.44

Response	Frequency	Percent	Graph
Very High	23	63.89	
High	7	19.44	
Average	5	13.89	
Low	1	2.78	
Very Low	0	0.00	
Total Valid	36	100.00	
Total	36	100.00	

3. I promote safety and quality improvement as an advocate and manager of nursing care. Mean: 4.64

Response	Frequency	Percent	Graph
Very High	25	69.44	
High	9	25.00	
Average	2	5.56	
Low	0	0.00	
Very Low	0	0.00	
Total Valid	36	100.00	
Total	36	100.00	

4. I coordinate, collaborate and communicate with diverse patients, families and the interdisciplinary health care team to plan, deliver, and evaluate care. Mean: 4.67

Response	Frequency	Percent	Graph
Very High	27	75.00	
High	6	16.67	
Average	3	8.33	
Low	0	0.00	
Very Low	0	0.00	
Total Valid	36	100.00	
Total	36	100.00	

5. I adhere to standards of practice within legal, ethical, and regulatory frameworks of the professional nurse. Mean: 4.72

Response	Frequency	Percent	Graph
Very High	29	80.56	
High	4	11.11	
Average	3	8.33	
Low	0	0.00	
Very Low	0	0.00	
Total Valid	36	100.00	
Total	36	100.00	

6. I demonstrate knowledge of delegation, management, and leadership skills. Mean: 4.36

Response	Frequency	Percent	Graph
Very High	20	55.56	
High	9	25.00	
Average	7	19.44	
Low	0	0.00	
Very Low	0	0.00	
Total Valid	36	100.00	
Total	36	100.00	

7. I demonstrate behavior that reflects the values and ethics of the nursing profession, including a spirit of inquiry.

Mean: 4.81

Response	Frequency	Percent	Graph
Very High	31	86.11	
High	3	8.33	
Average	2	5.56	
Low	0	0.00	
Very Low	0	0.00	
Total Valid	36	100.00	
Total	36	100.00	

1. I received content in my nursing program that was appropriate for me to meet my role expectations as a graduate.

Mean: 4.19

Response	Frequency	Percent	Graph
Very High	17	47.22	
High	11	30.56	
Average	7	19.44	
Low	0	0.00	
Very Low	1	2.78	
Total Valid	36	100.00	
Total	36	100.00	

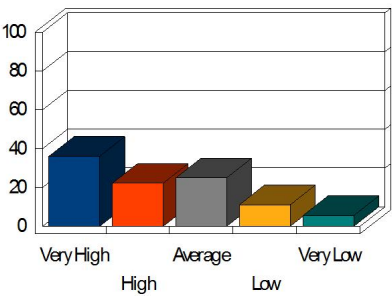
2. I demonstrate knowledge of course content that is appropriate to the role expectations of graduates.

Mean: 4.22

Response	Frequency	Percent	Graph
Very High	17	47.22	
High	12	33.33	
Average	6	16.67	
Low	0	0.00	
Very Low	1	2.78	
Total Valid	36	100.00	
Total	36	100.00	

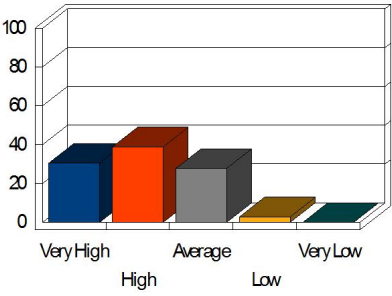
3. I think the clinical experiences were sufficient in quality and quantity to provide opportunities for me to achieve the program outcomes.

Mean: 3.72

Response	Frequency	Percent	Graph
Very High	13	36.11	
High	8	22.22	
Average	9	25.00	
Low	4	11.11	
Very Low	2	5.56	
Total Valid	36	100.00	
Total	36	100.00	

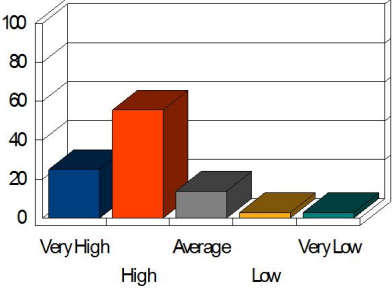
4. I was prepared to apply nursing concepts in the care of a variety of patients.

Mean: 3.97

Response	Frequency	Percent	Graph
Very High	11	30.56	
High	14	38.89	
Average	10	27.78	
Low	1	2.78	
Very Low	0	0.00	
Total Valid	36	100.00	
Total	36	100.00	

5. Overall, how would you rate your job performance since graduation?

Mean: 3.97

Response	Frequency	Percent	Graph
Very High	9	25.00	
High	20	55.56	
Average	5	13.89	
Low	1	2.78	
Very Low	1	2.78	
Total Valid	36	100.00	
Total	36	100.00	

6. Overall, how satisfied are you with the TVCC Associate Degree Nursing Program?

Mean: 3.92

Response	Frequency	Percent	Graph
Very High	9	25.00	<p>A 3D bar chart with a vertical axis from 0 to 100 in increments of 20. The horizontal axis has five categories: Very High, High, Average, Low, and Very Low. The bars are colored blue, orange, grey, olive green, and teal respectively. The heights of the bars correspond to the percentages: Very High is 25, High is 47.22, Average is 25, Low is 0, and Very Low is 2.78.</p>
High	17	47.22	
Average	9	25.00	
Low	0	0.00	
Very Low	1	2.78	
Total Valid	36	100.00	
Total	36	100.00	