

Trinity Valley Community College

ADN Graduate Survey Report

Graduates from Spring 2013

1. I function within the nurse's legal scope of practice and in accordance with the policies and procedures of the employing health care institution or practice. Mean: 4.57

Response	Frequency	Percent	Valid Percent	Graph
Very High	21	70.00	70.00	
High	7	23.33	23.33	
Average	1	3.33	3.33	
Low	0	0.00	0.00	
Very Low	1	3.33	3.33	
Total Valid	30	100.00	100.00	

2. I assume responsibility and accountability for the quality of nursing care provided to patients and their families. Mean: 4.70

Response	Frequency	Percent	Valid Percent	Graph
Very High	25	83.33	83.33	
High	3	10.00	10.00	
Average	1	3.33	3.33	
Low	0	0.00	0.00	
Very Low	1	3.33	3.33	
Total Valid	30	100.00	100.00	

3. I participate in activities that promote the development and practice of professional nursing. Mean: 4.43

Response	Frequency	Percent	Valid Percent	Graph
Very High	18	64.29	64.29	
High	6	21.43	21.43	
Average	3	10.71	10.71	
Low	0	0.00	0.00	
Very Low	1	3.57	3.57	
Total Valid	28	100.00	100.00	

4. I demonstrate responsibility for continued competence in nursing practice, and develop insight through reflection, self-analysis, self-care, and lifelong learning.

Mean: 4.50

Response	Frequency	Percent	Valid Percent	Graph
Very High	21	70.00	70.00	
High	5	16.67	16.67	
Average	3	10.00	10.00	
Low	0	0.00	0.00	
Very Low	1	3.33	3.33	
Total Valid	30	100.00	100.00	

5. I use clinical reasoning and knowledge based on the diploma or associate degree nursing program of study and evidence-based practice outcomes as a basis for decision making in nursing practice.

Mean: 4.60

Response	Frequency	Percent	Valid Percent	Graph
Very High	23	76.67	76.67	
High	4	13.33	13.33	
Average	2	6.67	6.67	
Low	0	0.00	0.00	
Very Low	1	3.33	3.33	
Total Valid	30	100.00	100.00	

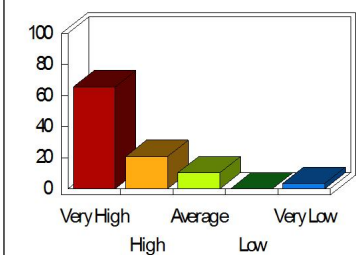
6. I determine the physical and mental health status, needs, and preferences of culturally, ethnically, and socially diverse patients and their families based upon interpretation of comprehensive health assessment findings compared with evidence-based health data derived from the diploma or associate degree nursing program of study.

Mean: 4.59

Response	Frequency	Percent	Valid Percent	Graph
Very High	21	72.41	72.41	
High	6	20.69	20.69	
Average	1	3.45	3.45	
Low	0	0.00	0.00	
Very Low	1	3.45	3.45	
Total Valid	29	100.00	100.00	

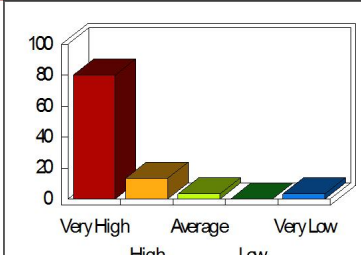
7. I analyze assessment data to identify problems, formulate goals/ outcomes, and develop plans of care for patients and their families using information from evidence-based practice in collaboration with patients, their families, and the interdisciplinary health care team.

Mean: 4.45

Response	Frequency	Percent	Valid Percent	Graph
Very High	19	65.52	65.52	
High	6	20.69	20.69	
Average	3	10.34	10.34	
Low	0	0.00	0.00	
Very Low	1	3.45	3.45	
Total Valid	29	100.00	100.00	

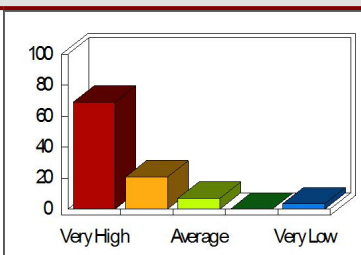
8. I provide safe, compassionate, comprehensive nursing care to patients and their families through a broad array of health care services.

Mean: 4.67

Response	Frequency	Percent	Valid Percent	Graph
Very High	24	80.00	80.00	
High	4	13.33	13.33	
Average	1	3.33	3.33	
Low	0	0.00	0.00	
Very Low	1	3.33	3.33	
Total Valid	30	100.00	100.00	

9. I implement the plan of care for patients and their families within legal, ethical, and regulatory parameters and in consideration of disease prevention, wellness, and promotion of healthy lifestyles.

Mean: 4.52

Response	Frequency	Percent	Valid Percent	Graph
Very High	20	68.97	68.97	
High	6	20.69	20.69	
Average	2	6.90	6.90	
Low	0	0.00	0.00	
Very Low	1	3.45	3.45	
Total Valid	29	100.00	100.00	

10. I evaluate and report patient outcomes and responses to therapeutic interventions in comparison to benchmarks from evidence-based practice, and plan follow-up nursing care.

Mean: 4.50

Response	Frequency	Percent	Valid Percent	Graph
Very High	20	66.67	66.67	
High	7	23.33	23.33	
Average	2	6.67	6.67	
Low	0	0.00	0.00	
Very Low	1	3.33	3.33	
Total Valid	30	100.00	100.00	

11. I develop, implement, and evaluate teaching plans for patients and their families to address health promotion, maintenance, and restoration.

Mean: 4.40

Response	Frequency	Percent	Valid Percent	Graph
Very High	19	63.33	63.33	
High	6	20.00	20.00	
Average	4	13.33	13.33	
Low	0	0.00	0.00	
Very Low	1	3.33	3.33	
Total Valid	30	100.00	100.00	

12. I coordinate human, information, and materiel resources in providing care for patients and their families.

Mean: 4.40

Response	Frequency	Percent	Valid Percent	Graph
Very High	21	70.00	70.00	
High	2	6.67	6.67	
Average	6	20.00	20.00	
Low	0	0.00	0.00	
Very Low	1	3.33	3.33	
Total Valid	30	100.00	100.00	

13. I demonstrate knowledge of the Texas Nursing Practice Act and the Texas Board of Nursing Rules that emphasize safety, as well as all federal, state, and local government and accreditation organization safety requirements and standards. Mean: 4.50

Response	Frequency	Percent	Valid Percent	Graph
Very High	21	70.00	70.00	
High	5	16.67	16.67	
Average	3	10.00	10.00	
Low	0	0.00	0.00	
Very Low	1	3.33	3.33	
Total Valid	30	100.00	100.00	

14. I implement measures to promote quality and a safe environment for patients, self, and others. Mean: 4.63

Response	Frequency	Percent	Valid Percent	Graph
Very High	23	76.67	76.67	
High	5	16.67	16.67	
Average	1	3.33	3.33	
Low	0	0.00	0.00	
Very Low	1	3.33	3.33	
Total Valid	30	100.00	100.00	

15. I formulate goals and outcomes using evidence-based data to reduce patient risks. Mean: 4.37

Response	Frequency	Percent	Valid Percent	Graph
Very High	19	63.33	63.33	
High	5	16.67	16.67	
Average	5	16.67	16.67	
Low	0	0.00	0.00	
Very Low	1	3.33	3.33	
Total Valid	30	100.00	100.00	

16. I obtain instruction, supervision, or training as needed when implementing nursing procedures or practices.

Mean: 4.60

Response	Frequency	Percent	Valid Percent	Graph
Very High	22	73.33	73.33	
High	6	20.00	20.00	
Average	1	3.33	3.33	
Low	0	0.00	0.00	
Very Low	1	3.33	3.33	
Total Valid	30	100.00	100.00	

17. I comply with mandatory reporting requirements of the Texas Nursing Practice Act.

Mean: 4.53

Response	Frequency	Percent	Valid Percent	Graph
Very High	21	70.00	70.00	
High	6	20.00	20.00	
Average	2	6.67	6.67	
Low	0	0.00	0.00	
Very Low	1	3.33	3.33	
Total Valid	30	100.00	100.00	

18. I accept and make assignments and delegate tasks that take into consideration patient safety and organizational policy.

Mean: 4.53

Response	Frequency	Percent	Valid Percent	Graph
Very High	22	73.33	73.33	
High	4	13.33	13.33	
Average	3	10.00	10.00	
Low	0	0.00	0.00	
Very Low	1	3.33	3.33	
Total Valid	30	100.00	100.00	

19. I coordinate, collaborate, and communicate with patients, their families, and the interdisciplinary health care team to plan, deliver, and evaluate patient-centered care. Mean: 4.57

Response	Frequency	Percent	Valid Percent	Graph
Very High	22	73.33	73.33	
High	5	16.67	16.67	
Average	2	6.67	6.67	
Low	0	0.00	0.00	
Very Low	1	3.33	3.33	
Total Valid	30	100.00	100.00	

20. I serve as a health care advocate in monitoring and promoting quality and access to health care for patients and their families. Mean: 4.53

Response	Frequency	Percent	Valid Percent	Graph
Very High	22	73.33	73.33	
High	4	13.33	13.33	
Average	3	10.00	10.00	
Low	0	0.00	0.00	
Very Low	1	3.33	3.33	
Total Valid	30	100.00	100.00	

21. I refer patients and their families to resources that facilitate continuity of care; health promotion, maintenance, and restoration; and ensure confidentiality. Mean: 4.37

Response	Frequency	Percent	Valid Percent	Graph
Very High	19	63.33	63.33	
High	5	16.67	16.67	
Average	5	16.67	16.67	
Low	0	0.00	0.00	
Very Low	1	3.33	3.33	
Total Valid	30	100.00	100.00	

22. I communicate and collaborate in a timely manner with members of the interdisciplinary health care team to promote and maintain optimal health status of patients and their families.

Mean: 4.60

Response	Frequency	Percent	Valid Percent	Graph
Very High	23	76.67	76.67	
High	4	13.33	13.33	
Average	2	6.67	6.67	
Low	0	0.00	0.00	
Very Low	1	3.33	3.33	
Total Valid	30	100.00	100.00	

23. I communicate and manage information using technology to support decision making to improve patient care.

Mean: 4.57

Response	Frequency	Percent	Valid Percent	Graph
Very High	22	73.33	73.33	
High	5	16.67	16.67	
Average	2	6.67	6.67	
Low	0	0.00	0.00	
Very Low	1	3.33	3.33	
Total Valid	30	100.00	100.00	

24. I assign and/ or delegate nursing care to other members of the health care team based upon an analysis of patient or unit need.

Mean: 4.33

Response	Frequency	Percent	Valid Percent	Graph
Very High	19	63.33	63.33	
High	5	16.67	16.67	
Average	4	13.33	13.33	
Low	1	3.33	3.33	
Very Low	1	3.33	3.33	
Total Valid	30	100.00	100.00	

25. I supervise nursing care provided by others for whom the nurse is responsible by using evidence-based nursing practice.

Mean: 4.30

Response	Frequency	Percent	Valid Percent	Graph
Very High	17	56.67	56.67	
High	7	23.33	23.33	
Average	5	16.67	16.67	
Low	0	0.00	0.00	
Very Low	1	3.33	3.33	
Total Valid	30	100.00	100.00	

26. I received content in my nursing program that was appropriate for me to meet my role expectations as a graduate.

Mean: 4.33

Response	Frequency	Percent	Valid Percent	Graph
Very High	19	63.33	63.33	
High	7	23.33	23.33	
Average	1	3.33	3.33	
Low	1	3.33	3.33	
Very Low	2	6.67	6.67	
Total Valid	30	100.00	100.00	

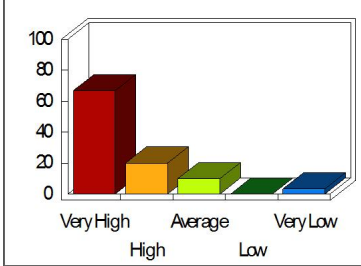
27. I demonstrate knowledge of course content that is appropriate to the role expectations of graduates.

Mean: 4.57

Response	Frequency	Percent	Valid Percent	Graph
Very High	21	70.00	70.00	
High	7	23.33	23.33	
Average	1	3.33	3.33	
Low	0	0.00	0.00	
Very Low	1	3.33	3.33	
Total Valid	30	100.00	100.00	

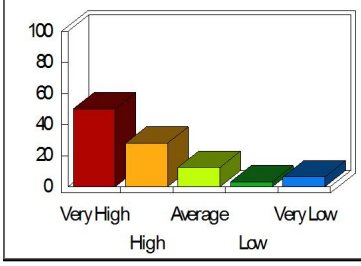
28. Overall, how do you rate your job performance?

Mean: 4.47

Response	Frequency	Percent	Valid Percent	Graph
Very High	20	66.67	66.67	
High	6	20.00	20.00	
Average	3	10.00	10.00	
Low	0	0.00	0.00	
Very Low	1	3.33	3.33	
Total Valid	30	100.00	100.00	

29. Overall, how satisfied are you with the TVCC Associate Degree Nursing Program?

Mean: 4.13

Response	Frequency	Percent	Valid Percent	Graph
Very High	16	50.00	50.00	
High	9	28.13	28.13	
Average	4	12.50	12.50	
Low	1	3.13	3.13	
Very Low	2	6.25	6.25	
Total Valid	32	100.00	100.00	

Trinity Valley Community College

ADN Graduate Survey Report

Graduates from Spring 2013

Question: 30. In your opinion, what are the major strengths of the Associate Degree Nursing Program?

Response
Discipline, commitment, accountability
Covers several disease processes in a well planned manner, easy to comprehend one subject at a time such as the way lectures were given.
helpful staff
I feel the amount of time and the number of patients we are required to have in clinicals definitely helps us when we get out and on our own.
The fact that they make you use your nursing judgment to solve problems
Instructors desire to help you succeed and availability for assistance
The dedication of instructors to help you succeed
I AM BETTER EMPOWERED IN CARE PLANNING AND MANAGEMENT
One on one care from the instructors, the strong support sytem from the entire TVCC staff was over-the-top awesome!
We were exposed to critical thinking right from the beggining of the program. Also, the program prepared me to work as an individual, so that I can take decisions in emergency when there is no time to call anyone.
you guys turn out some darn good nurses. And who could not love that 'cozy' learning environment. I believe that the class had a sense of cohesiveness because we were always in eachothers junk. And I say that with the utmost respect and affection. You guys are an awesome team, and your staff demonstrated a very go-to attitude that I believe rubs of on your students. And I love the pictures on the wall....it was always an inspiration to me to look at the faces of the nurses that came before me. And feeling like I left a small part of myself there as a legacy to the coming graduating classes. Thats what makes you guys different. And unique. Don't change that.
Clinicals, hand on
Learned basic skills and knowledge
Understanding legal consequences, understanding responsibility of nurse to patient, understanding and practicing accurate documentation, understanding medications and rights, understanding cultural needs of patient
more floor time
the instructors and their ability to relay the information in a way that made it easy to comprehend
BEING EXPOSED TO VARIOUS NURSING UNITS LIKE ICU, L & D, MED.SURG, HOSPICE, HOMEHEALTH, DIALYSIS, SCHOOL NURSE, REHAB, ETC.
Skills.
Clinicals
Great preparation to pass NCLEX, highly skilled instructors
The instructors
Preparing graduate nurses in a timely manner.
Skills learning
Good critical thinking..great instructors who care about students
Prepares student for NCLEX very well, support from instructors,
The content that is covered in lecture.
More patient care and skills experience
Former high pass rate, hospital clinical exposure
good clinical programs and experience

Question: 31. In your opinion, what are the major areas that need improvement?

Response
Having more clinic sites in the Dallas region

Question: 31. In your opinion, what are the major areas that need improvement?

Response
Need more hands on skills! Did not feel that clinicals prepared me for the "real world" of nursing.
schedules
Organization
Lecture should not be mandatory, not everyone learns best in that setting, need a class that is more in depth in charting
Video lectures need to be provided. Not all students learn best in the lecture setting. I think a class on charting alone would be beneficial. I don't think we went in depth enough.
NCLEX PREPARATION FOR STUDENTS
There should be more diversification of students used during the graduation ceremony.
Students who did not meet up to the required point in HESI should be made to perform standard remediation by going to places like ATI virtual campus, or read/practice the topics until the school is sure such student has gotten a good grasp of that topic, even if it requires spending half of her/his term break on remediation. Moving forward without a good grasp of current topics/expectation, could get a student confused and make her half baked.
lecture for tests (i struggled)
Did not perform enough skills in clinicals
Very clear organized instructions from all instructors. Liaison between instructors and student body to be available quickly for ongoing computer issues, clarification of various instructions at times. Structuring program so that students do not go into clinicals with little or no sleep. Giving examples of expectations for various paperwork so that students may understand clearly what they are to do. Allowing time for instructors to work at the bedside with small groups of students during 1119 and clinicals. Printing/selling powerpoints a week before lectures so that students can read/plan/study. Direction for which books to purchase for nursing care plan help, nclex exam. Assistance for students who are from other countries-private instruction made available for nclex study.
just reading off the PowerPoints, instructors who are not passionate
the classroom is too small, limited parking was also an issue
Getting information to students correctly and on time.
NONE
I think a little more emphasis on charting.
Lab space
Class size was too big.
Bachelor's degree programs are going to become required very soon. Closer association with university level schools, such as UT, TTU and Texas A&M
Organization, accountability of the students
wider range of nursing areas promoted : IE public health, jail health
Simulation was helpful, more clinical time, more instruction on nursing notes
More hands on floor time.
Management
Lecture, assignments, and needs more clinical time for each student with less emphasis on paper assignments.
organization, communication, cohesion

Question: 32. In what areas of nursing did you feel BEST prepared?

Response
All areas
Being compassionate for patients and their families, taking initiative to get involved as a professional nurse, head to toe assessments, surprisingly felt confident with medication administration
med surge
I was very prepared to walk in a patient's room and perform procedures. Also, I felt prepared to take on several patients at a time. I had more confidence and experience than some of the other nurses I worked with that were all BSNs.
The fact that I already had a knowledge base it wasn't as overwhelming
patient care/skills, patient advocacy

Question: 32. In what areas of nursing did you feel BEST prepared?

Response
critical thinking, patient advocacy, patient care
MED SURG
I loved all of my classes, but felt the most prepared with Cardiology.
Med surg ,psych, OB/GYN
skills, I had the skills I needed to start and go forward with both feet on the ground
Assessments and medication
Documentation. Psychosocial. Med rights. Cultural understanding. Prevention of spread of microorganisms. Effective communication in leadership. Basic understanding of vital sign and indicators of potential problems. Careful assessment of pt.
knowledge base of dz process, medications
Psych
MED.SURG.
I feel very good about performing skills, such as meds and IV's.
On/gyn
charting, assessment, management
Bedside care
Skills
assessment
nursing assessments, treatment plans, medication administration
assessments
Women's services
Med/surg
skills, nursing process

Question: 33. In what areas of nursing did you feel LEAST prepared?

Response
N/A
SKILLS, needed more practice with IV starts, catheter insertion, and IV pumps
psych
I didn't feel as knowledgeable in medications and some of the more intricate details of certain parts of the body functions.
Organizational preparedness
time management
charting, time management
INFECTION CONTROL
My Psych instructor was well-knowledgeable and taught us well; however, my preceptor, Karen Sullivan, was UNUSUALLY cruel. Everyone on the hospital staff knew of her behavior and replied that that was her nature. Her boss apologized at the end of my rotation as he was surprised that I stayed as long as I did. He, too, said that that was the type of person she is. I actually almost quit. I think it would be unfair to punish another student by sending the person to Karen Sullivan.
Paediatrics
knowledge, but this comes from experience and nursing school can only offer so much of this.
Injections and IVs - have yet to do either
NCLEX prep
Clinical skills. I was not able to focus on these while operating on next to no sleep. The pressure to study to pass exams and write papers that were good enough took precedence above everything. I was disappointed that I could not learn in a reasonable way, having had sleep and time to watch/learn/practice skills well
useless papers,

Question: 33. In what areas of nursing did you feel LEAST prepared?

Response
I could have used more hands on with the patients
Med Surge
HOMEHEALTH
The fast pace.
Ventilators
some skills that I didn't get a chance to practice often in clinicals ie..catheter insertion
Administrative duties and unit councils
Teaching
NA
telephone orders, nursing notes(hand-written)
Some of the clinical tasks that we practiced in first semester but then might not see until we encounter it in the real world setting.
Cardiac/neuro
All specialty units
management, non-clinical job settings