

Trinity Valley Community College

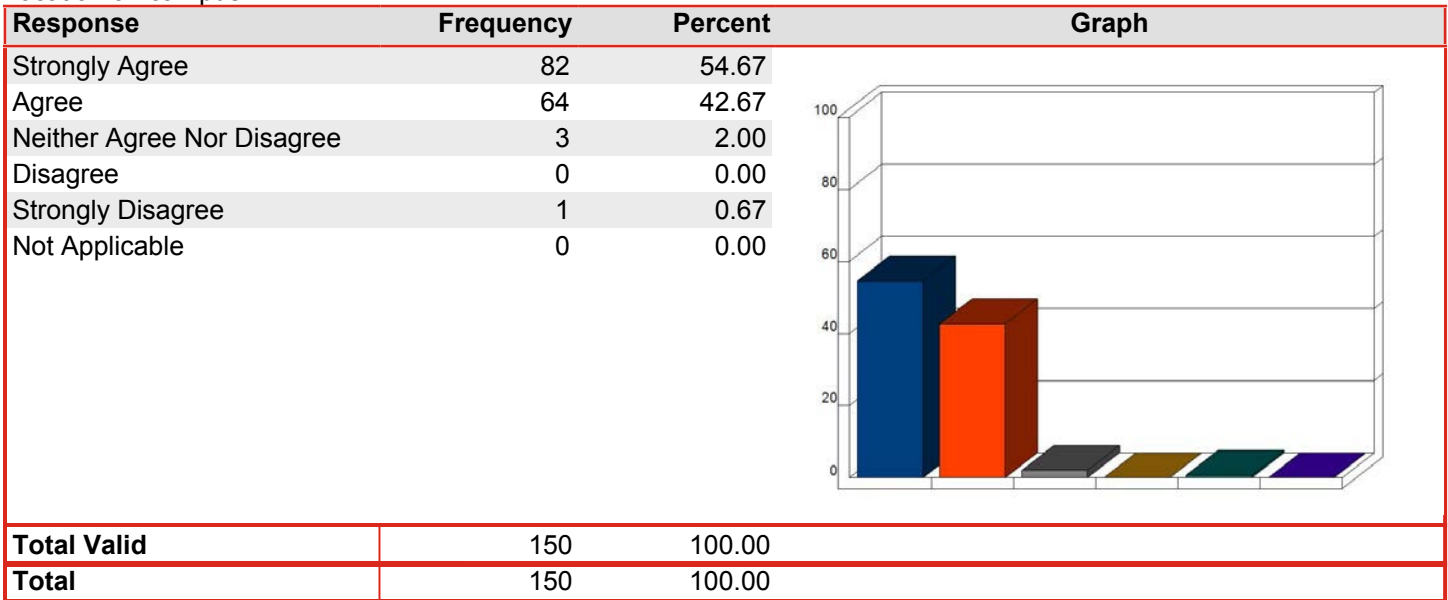
Cardinal Pride Orientation Student Survey

Summer 2017

Campus: Athens Campus

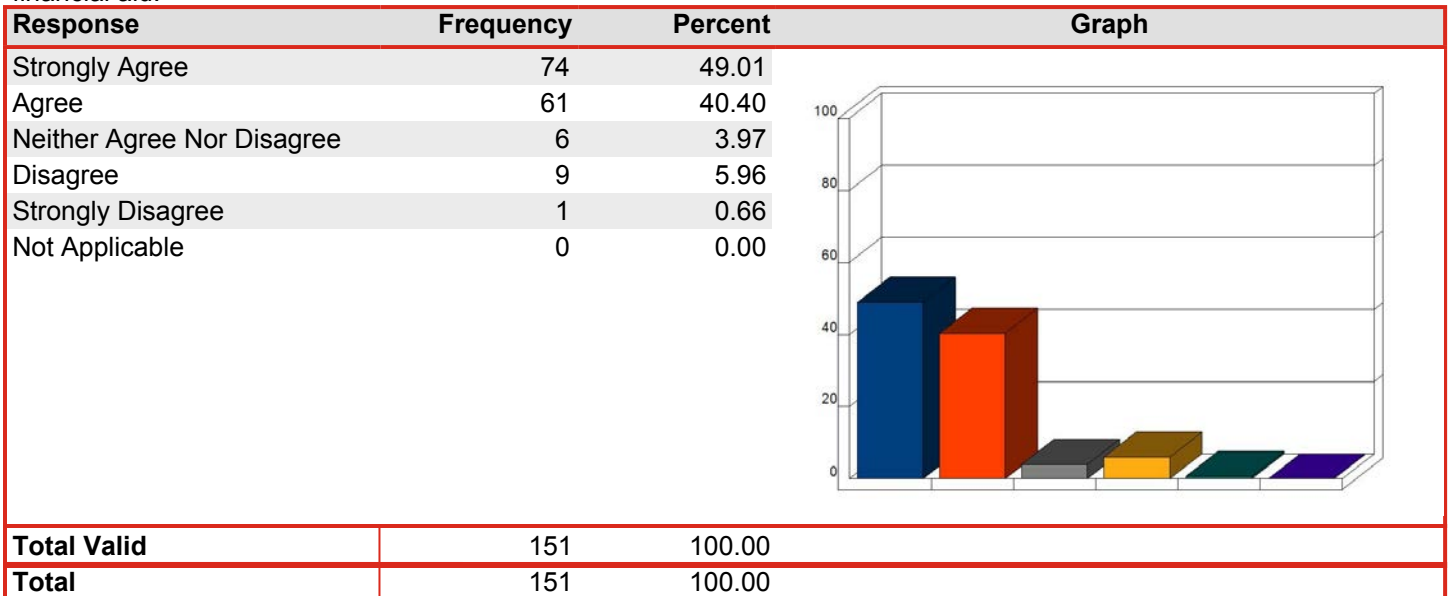
Question: I know where to go for questions on financial aid and scholarships both online and the office location on campus.

Mean: 4.51



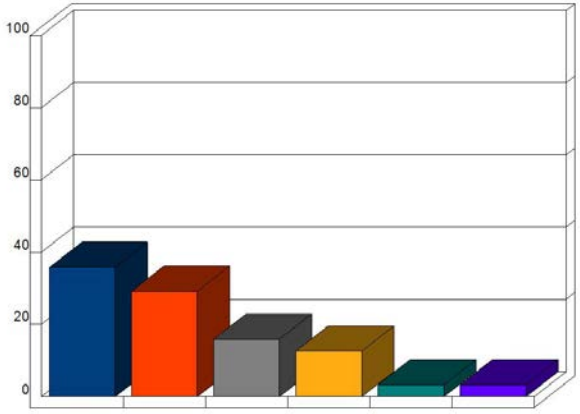
Question: I know where to go in Cardinal Connection to view my awards whether it is scholarships or financial aid.

Mean: 4.31



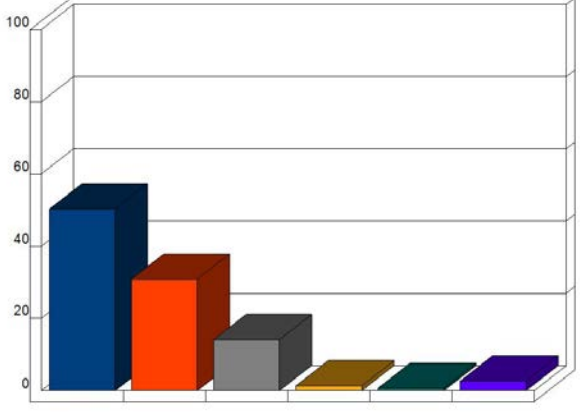
Question: I am aware of where my classes are located and know where to go on the first day of class.

Mean: 3.72

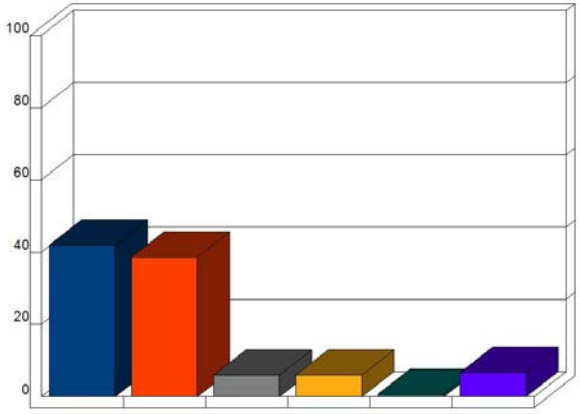
Response	Frequency	Percent	Graph
Strongly Agree	54	35.76	
Agree	44	29.14	
Neither Agree Nor Disagree	24	15.89	
Disagree	19	12.58	
Strongly Disagree	5	3.31	
Not Applicable	5	3.31	
Total Valid	151	100.00	
Total	151	100.00	

Question: My degree plan is the area I am interested in pursuing.

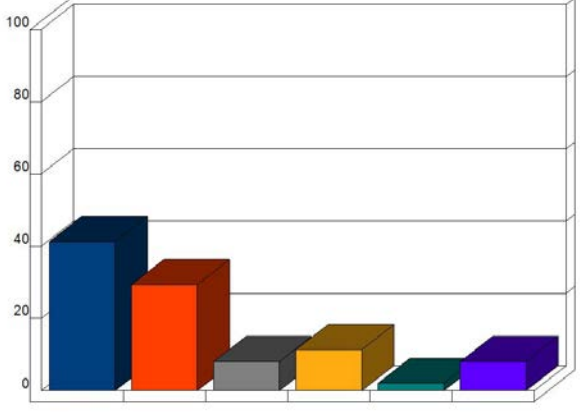
Mean: 4.21

Response	Frequency	Percent	Graph
Strongly Agree	75	50.34	
Agree	46	30.87	
Neither Agree Nor Disagree	21	14.09	
Disagree	2	1.34	
Strongly Disagree	1	0.67	
Not Applicable	4	2.68	
Total Valid	149	100.00	
Total	149	100.00	

Question: My schedule is clear on courses I am taking and tells me when and where classes are located. Mean: 3.95

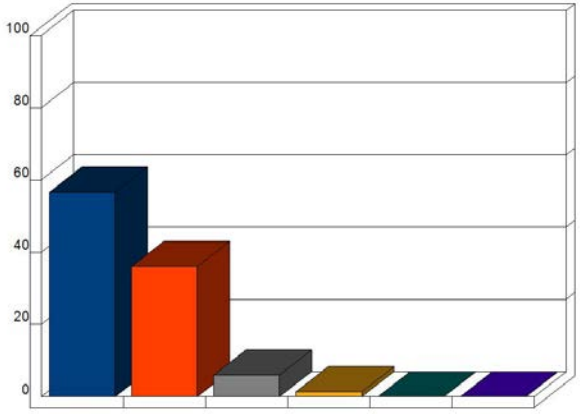
Response	Frequency	Percent	Graph
Strongly Agree	63	42.00	
Agree	58	38.67	
Neither Agree Nor Disagree	9	6.00	
Disagree	9	6.00	
Strongly Disagree	1	0.67	
Not Applicable	10	6.67	
Total Valid	150	100.00	
Total	150	100.00	

Question: I received a list of books and materials needed for the courses I am taking. Mean: 3.73

Response	Frequency	Percent	Graph
Strongly Agree	62	41.33	
Agree	44	29.33	
Neither Agree Nor Disagree	12	8.00	
Disagree	17	11.33	
Strongly Disagree	3	2.00	
Not Applicable	12	8.00	
Total Valid	150	100.00	
Total	150	100.00	

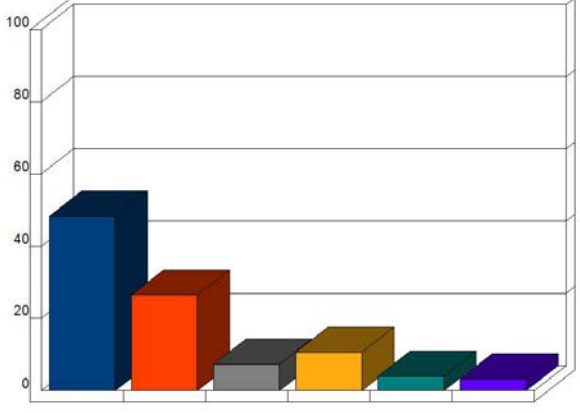
Question: The session on getting involved in student activities was clear on how to get involved.

Mean: 4.48

Response	Frequency	Percent	Graph
Strongly Agree	85	56.67	
Agree	54	36.00	
Neither Agree Nor Disagree	9	6.00	
Disagree	2	1.33	
Strongly Disagree	0	0.00	
Not Applicable	0	0.00	
Total Valid	150	100.00	
Total	150	100.00	

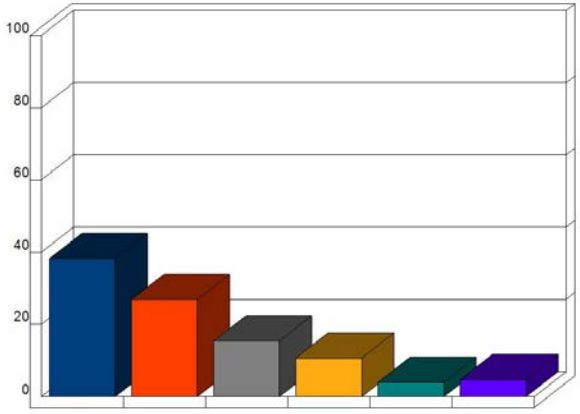
Question: I was able to log into Cardinal Connection.

Mean: 3.95

Response	Frequency	Percent	Graph
Strongly Agree	73	48.34	
Agree	40	26.49	
Neither Agree Nor Disagree	11	7.28	
Disagree	16	10.60	
Strongly Disagree	6	3.97	
Not Applicable	5	3.31	
Total Valid	151	100.00	
Total	151	100.00	

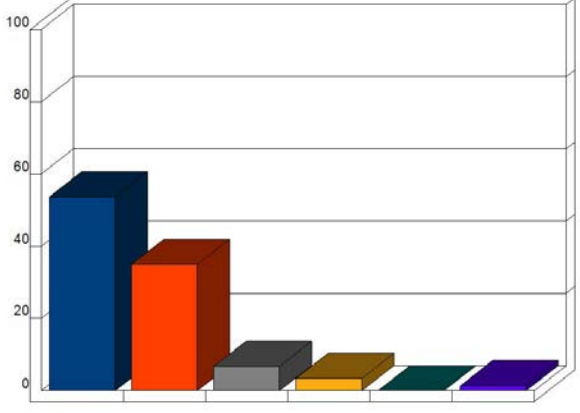
Question: I was able to sign up for the TVCC alert.

Mean: 3.70

Response	Frequency	Percent	Graph
Strongly Agree	57	38.26	
Agree	40	26.85	
Neither Agree Nor Disagree	23	15.44	
Disagree	16	10.74	
Strongly Disagree	6	4.03	
Not Applicable	7	4.70	
Total Valid	149	100.00	
Total	149	100.00	

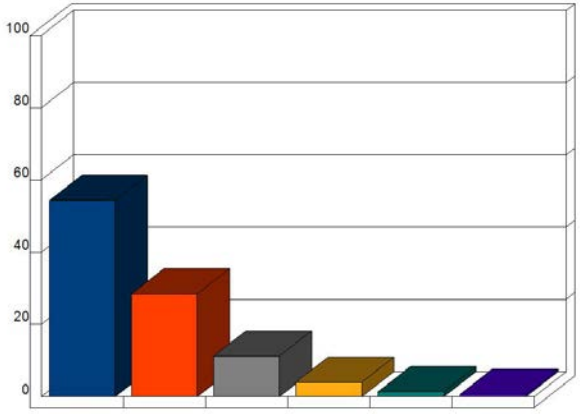
Question: I know who and where to make contact or get help with accommodations at TVCC.

Mean: 4.35

Response	Frequency	Percent	Graph
Strongly Agree	80	53.69	
Agree	52	34.90	
Neither Agree Nor Disagree	10	6.71	
Disagree	5	3.36	
Strongly Disagree	0	0.00	
Not Applicable	2	1.34	
Total Valid	149	100.00	
Total	149	100.00	

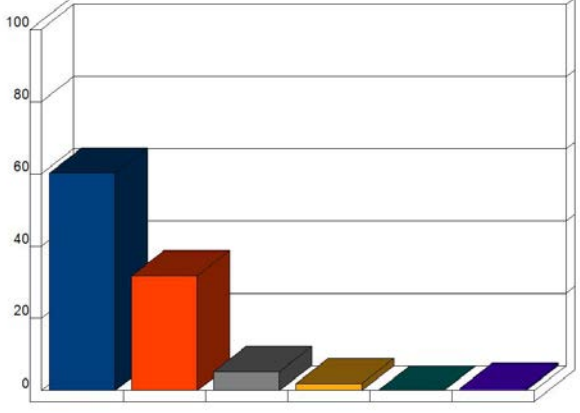
Question: I understand where to go online and on campus if I have questions on distance education.

Mean: 4.28

Response	Frequency	Percent	Graph
Strongly Agree	82	54.30	
Agree	43	28.48	
Neither Agree Nor Disagree	17	11.26	
Disagree	6	3.97	
Strongly Disagree	2	1.32	
Not Applicable	1	0.66	
Total Valid	151	100.00	
Total	151	100.00	

Question: I understand all rules and regulations or where to find the student code of conduct

Mean: 4.48

Response	Frequency	Percent	Graph
Strongly Agree	91	60.26	
Agree	48	31.79	
Neither Agree Nor Disagree	8	5.30	
Disagree	3	1.99	
Strongly Disagree	0	0.00	
Not Applicable	1	0.66	
Total Valid	151	100.00	
Total	151	100.00	

Question: Please indicate how you became aware of "Cardinal Pride" Orientation. Please mark all that apply.

Mean: -

Response	Frequency	Percent	Graph
TVCC website	64	42.38	
Admissions letter or email	22	14.57	
TVCC Employee	68	45.03	
High School Counselor	8	5.30	
Other-Please specify	18	11.92	
Total Valid	151	100.00	
Total	151	100.00	

Trinity Valley Community College

Cardinal Pride Orientation Student Survey

Summer 2017

Campus: Athens Campus

Question: Specification of "Other"

Response
Football
Football coaches
TV Screen
People
Football
Facebook Event
my mom
Darla Mansfield
friend
sister
Cardettes
cardette mom
Football
Football
called the school
Cardettes
Dance recruiter
friends
Harold Jones

Trinity Valley Community College

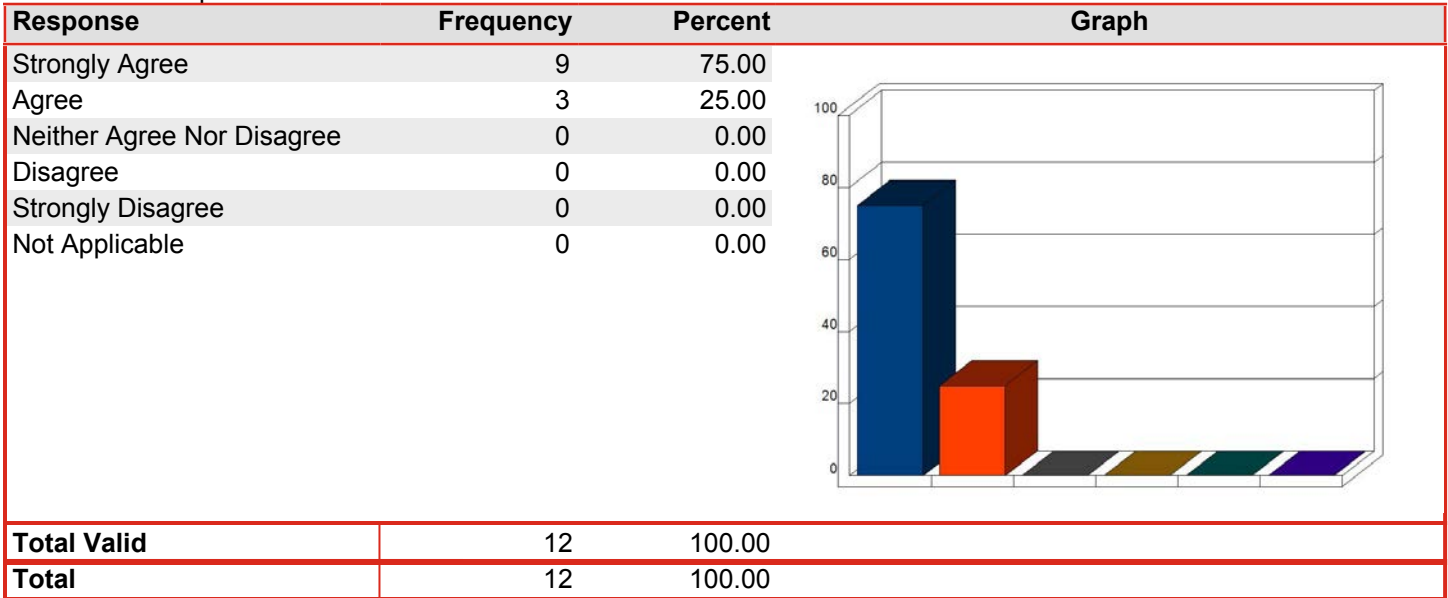
Cardinal Pride Orientation Student Survey

Summer 2017

Campus: Palestine Campus

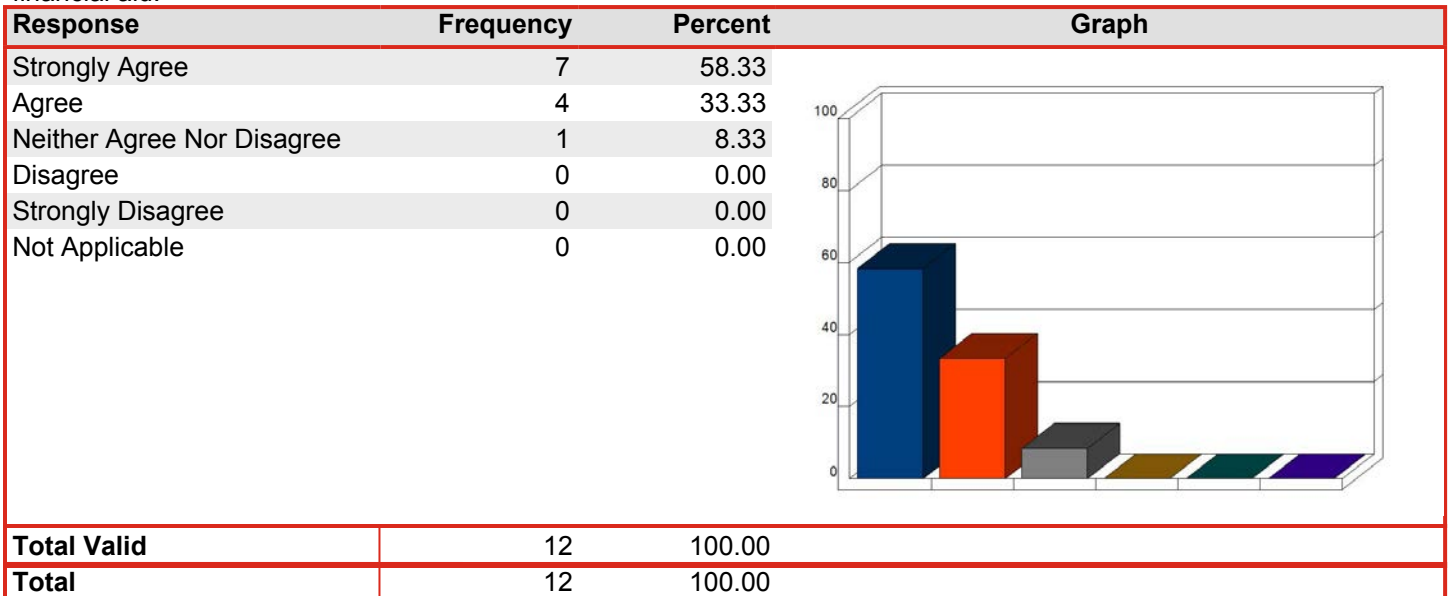
Question: I know where to go for questions on financial aid and scholarships both online and the office location on campus.

Mean: 4.75



Question: I know where to go in Cardinal Connection to view my awards whether it is scholarships or financial aid.

Mean: 4.50



Question: I am aware of where my classes are located and know where to go on the first day of class.

Mean: 4.58

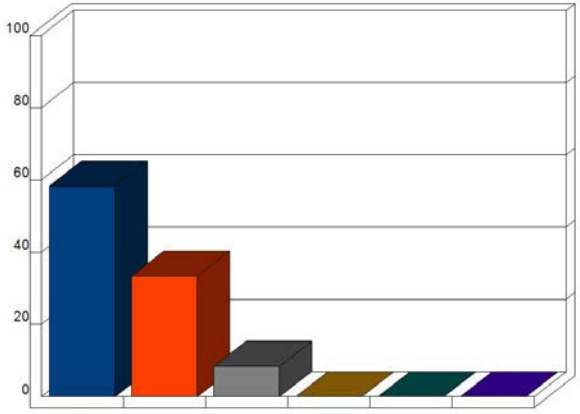
Response	Frequency	Percent	Graph
Strongly Agree	8	66.67	
Agree	3	25.00	
Neither Agree Nor Disagree	1	8.33	
Disagree	0	0.00	
Strongly Disagree	0	0.00	
Not Applicable	0	0.00	
Total Valid	12	100.00	
Total	12	100.00	

Question: My degree plan is the area I am interested in pursuing.

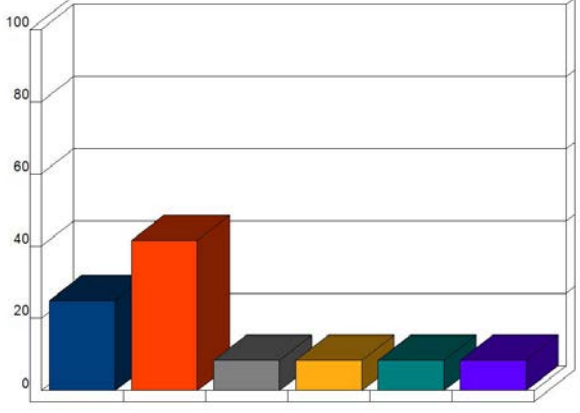
Mean: 4.92

Response	Frequency	Percent	Graph
Strongly Agree	11	91.67	
Agree	1	8.33	
Neither Agree Nor Disagree	0	0.00	
Disagree	0	0.00	
Strongly Disagree	0	0.00	
Not Applicable	0	0.00	
Total Valid	12	100.00	
Total	12	100.00	

Question: My schedule is clear on courses I am taking and tells me when and where classes are located. Mean: 4.50

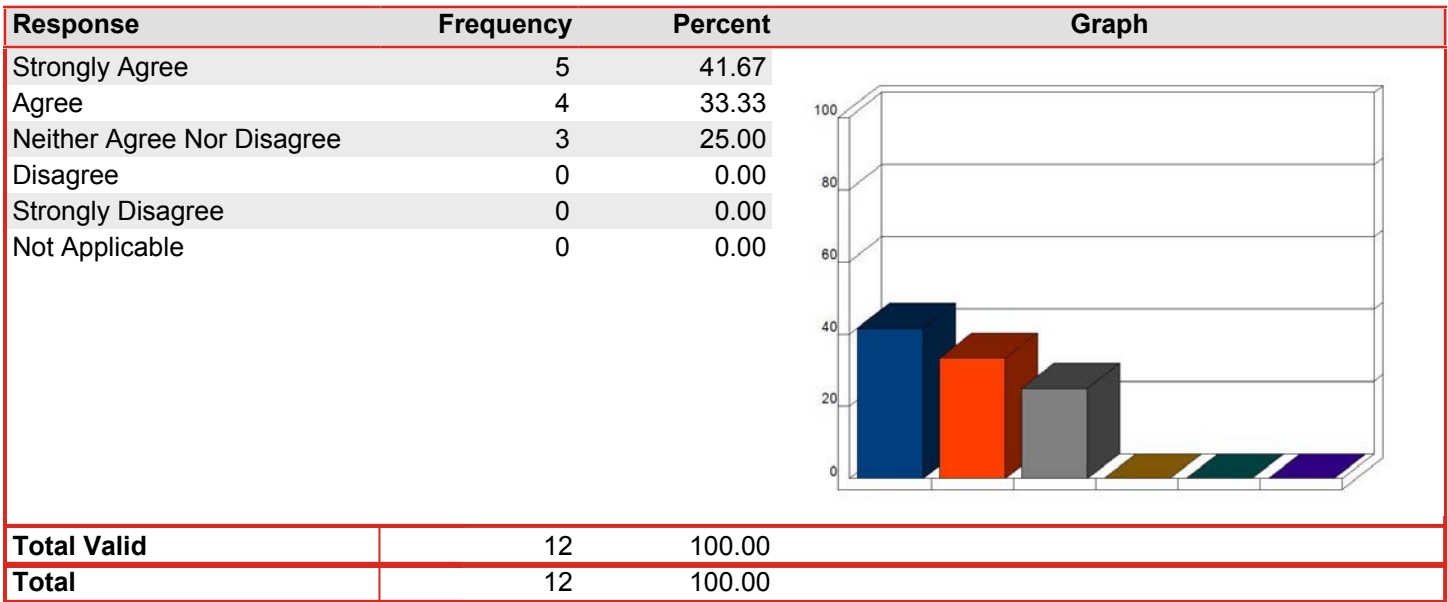
Response	Frequency	Percent	Graph
Strongly Agree	7	58.33	
Agree	4	33.33	
Neither Agree Nor Disagree	1	8.33	
Disagree	0	0.00	
Strongly Disagree	0	0.00	
Not Applicable	0	0.00	
Total Valid	12	100.00	
Total	12	100.00	

Question: I received a list of books and materials needed for the courses I am taking. Mean: 3.42

Response	Frequency	Percent	Graph
Strongly Agree	3	25.00	
Agree	5	41.67	
Neither Agree Nor Disagree	1	8.33	
Disagree	1	8.33	
Strongly Disagree	1	8.33	
Not Applicable	1	8.33	
Total Valid	12	100.00	
Total	12	100.00	

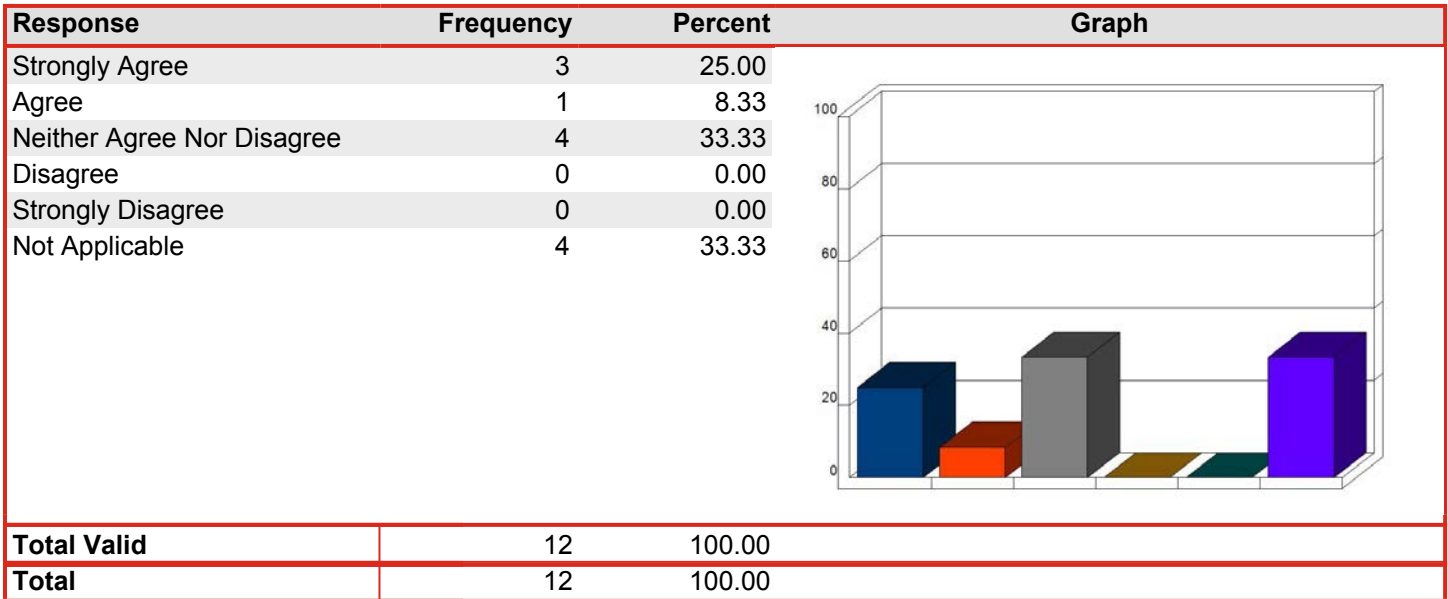
Question: The session on getting involved in student activities was clear on how to get involved.

Mean: 4.17



Question: I was able to log into Cardinal Connection.

Mean: 2.58



Question: I was able to sign up for the TVCC alert.

Mean: 2.00

Response	Frequency	Percent	Graph
Strongly Agree	1	8.33	
Agree	1	8.33	
Neither Agree Nor Disagree	3	25.00	
Disagree	3	25.00	
Strongly Disagree	0	0.00	
Not Applicable	4	33.33	
Total Valid	12	100.00	
Total	12	100.00	

Question: I know who and where to make contact or get help with accommodations at TVCC.

Mean: 4.75

Response	Frequency	Percent	Graph
Strongly Agree	9	75.00	
Agree	3	25.00	
Neither Agree Nor Disagree	0	0.00	
Disagree	0	0.00	
Strongly Disagree	0	0.00	
Not Applicable	0	0.00	
Total Valid	12	100.00	
Total	12	100.00	

Question: I understand where to go online and on campus if I have questions on distance education.

Mean: 4.75

Response	Frequency	Percent	Graph
Strongly Agree	9	75.00	
Agree	3	25.00	
Neither Agree Nor Disagree	0	0.00	
Disagree	0	0.00	
Strongly Disagree	0	0.00	
Not Applicable	0	0.00	
Total Valid	12	100.00	
Total	12	100.00	

Question: I understand all rules and regulations or where to find the student code of conduct

Mean: 4.58

Response	Frequency	Percent	Graph
Strongly Agree	9	75.00	
Agree	2	16.67	
Neither Agree Nor Disagree	0	0.00	
Disagree	1	8.33	
Strongly Disagree	0	0.00	
Not Applicable	0	0.00	
Total Valid	12	100.00	
Total	12	100.00	

Question: Please indicate how you became aware of "Cardinal Pride" Orientation. Please mark all that apply.

Mean: -

Response	Frequency	Percent	Graph
TVCC website	1	8.33	
Admissions letter or email	1	8.33	
TVCC Employee	5	41.67	
High School Counselor	5	41.67	
Other-Please specify	1	8.33	
Total Valid	12	100.00	
Total	12	100.00	

Trinity Valley Community College

Cardinal Pride Orientation Student Survey

Summer 2017

Campus: Palestine Campus

Question: Specification of "Other"

Response

Email

Trinity Valley Community College

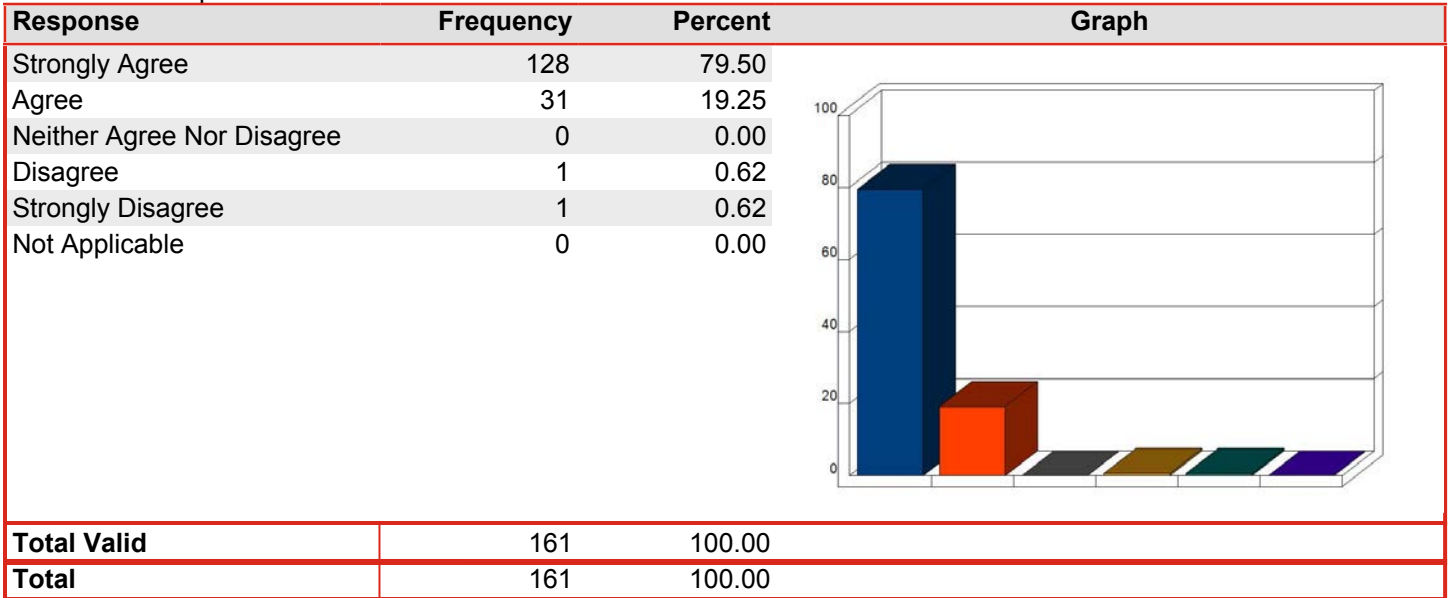
Cardinal Pride Orientation Student Survey

Summer 2017

Campus: Terrell Campus

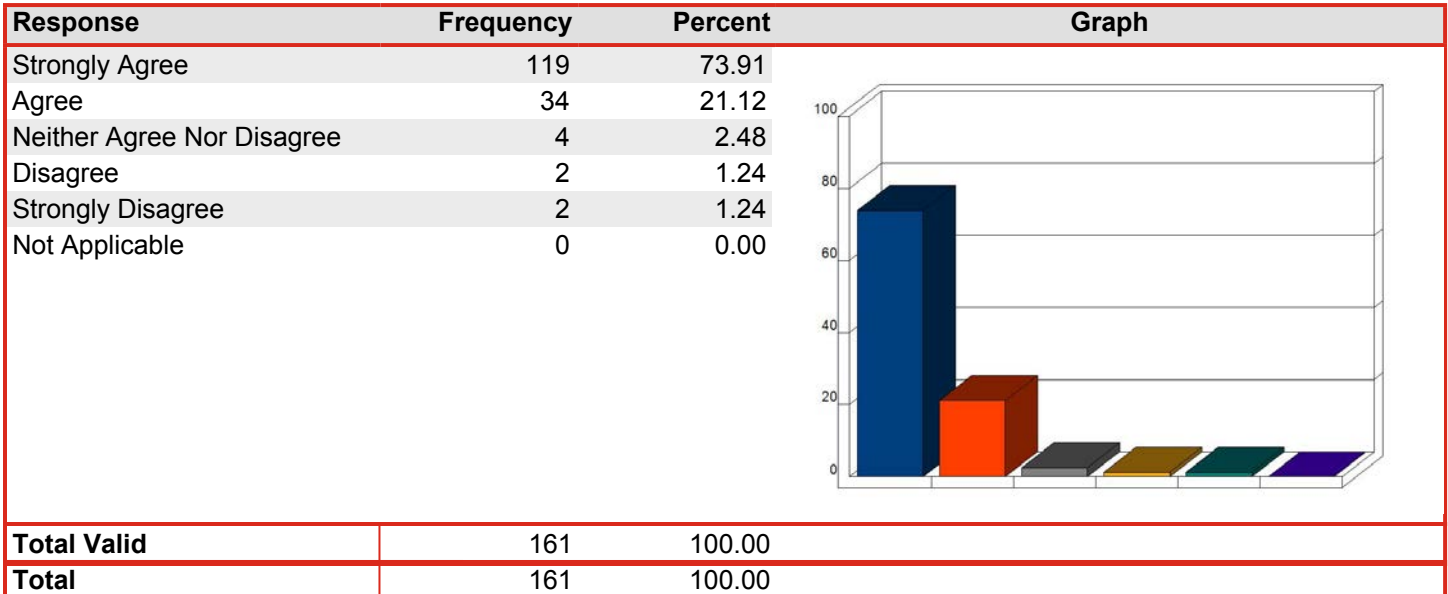
Question: I know where to go for questions on financial aid and scholarships both online and the office location on campus.

Mean: 4.76



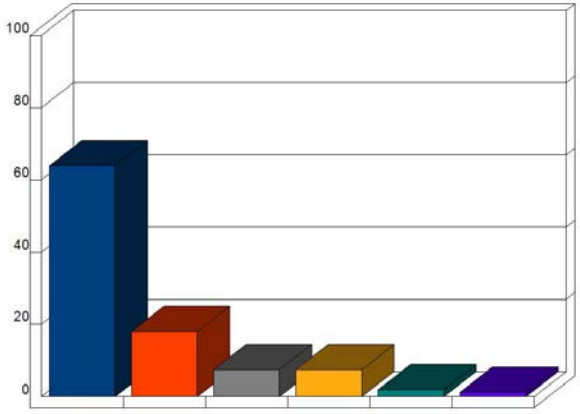
Question: I know where to go in Cardinal Connection to view my awards whether it is scholarships or financial aid.

Mean: 4.65



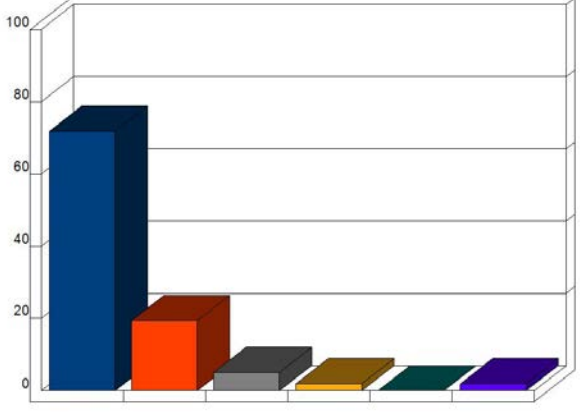
Question: I am aware of where my classes are located and know where to go on the first day of class.

Mean: 4.31

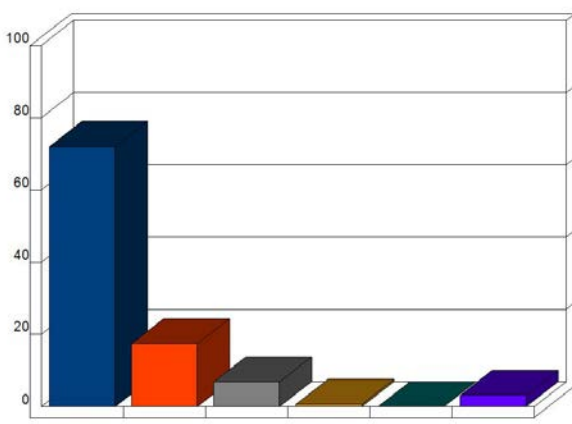
Response	Frequency	Percent	Graph
Strongly Agree	103	63.98	
Agree	29	18.01	
Neither Agree Nor Disagree	12	7.45	
Disagree	12	7.45	
Strongly Disagree	3	1.86	
Not Applicable	2	1.24	
Total Valid	161	100.00	
Total	161	100.00	

Question: My degree plan is the area I am interested in pursuing.

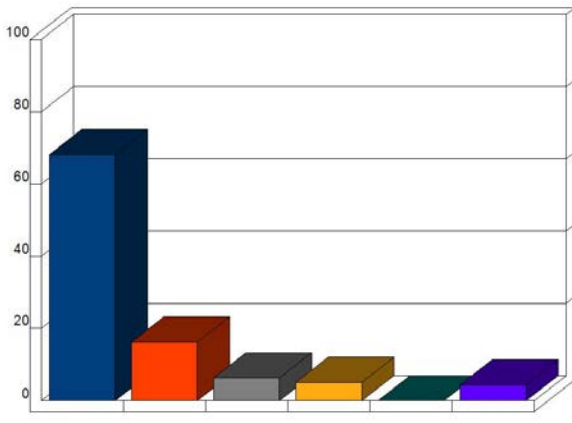
Mean: 4.56

Response	Frequency	Percent	Graph
Strongly Agree	115	71.88	
Agree	31	19.38	
Neither Agree Nor Disagree	8	5.00	
Disagree	3	1.88	
Strongly Disagree	0	0.00	
Not Applicable	3	1.88	
Total Valid	160	100.00	
Total	160	100.00	

Question: My schedule is clear on courses I am taking and tells me when and where classes are located. Mean: 4.52

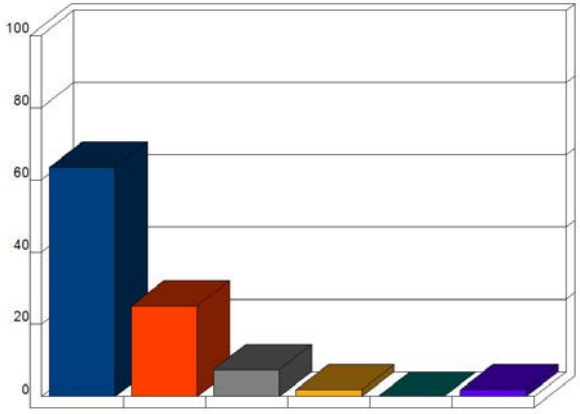
Response	Frequency	Percent	Graph
Strongly Agree	116	72.05	
Agree	28	17.39	
Neither Agree Nor Disagree	11	6.83	
Disagree	1	0.62	
Strongly Disagree	0	0.00	
Not Applicable	5	3.11	
Total Valid	161	100.00	
Total	161	100.00	

Question: I received a list of books and materials needed for the courses I am taking. Mean: 4.34

Response	Frequency	Percent	Graph
Strongly Agree	109	68.13	
Agree	26	16.25	
Neither Agree Nor Disagree	10	6.25	
Disagree	8	5.00	
Strongly Disagree	0	0.00	
Not Applicable	7	4.38	
Total Valid	160	100.00	
Total	160	100.00	

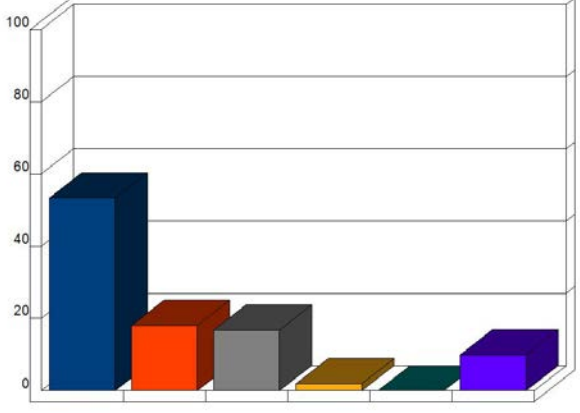
Question: The session on getting involved in student activities was clear on how to get involved.

Mean: 4.45

Response	Frequency	Percent	Graph
Strongly Agree	101	63.52	
Agree	40	25.16	
Neither Agree Nor Disagree	12	7.55	
Disagree	3	1.89	
Strongly Disagree	0	0.00	
Not Applicable	3	1.89	
Total Valid	159	100.00	
Total	159	100.00	

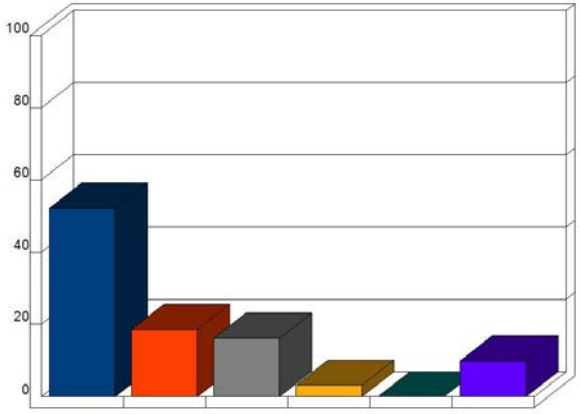
Question: I was able to log into Cardinal Connection.

Mean: 3.93

Response	Frequency	Percent	Graph
Strongly Agree	86	53.42	
Agree	29	18.01	
Neither Agree Nor Disagree	27	16.77	
Disagree	3	1.86	
Strongly Disagree	0	0.00	
Not Applicable	16	9.94	
Total Valid	161	100.00	
Total	161	100.00	

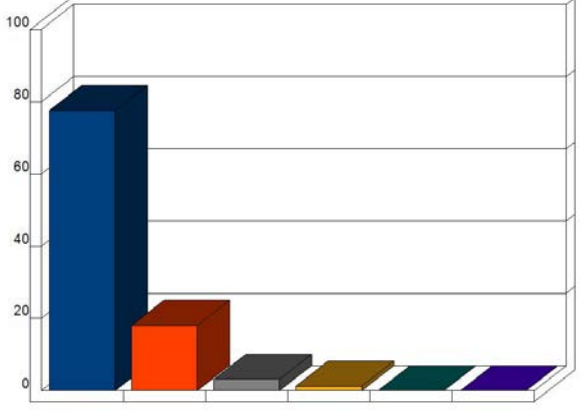
Question: I was able to sign up for the TVCC alert.

Mean: 3.90

Response	Frequency	Percent	Graph
Strongly Agree	84	52.17	
Agree	30	18.63	
Neither Agree Nor Disagree	26	16.15	
Disagree	5	3.11	
Strongly Disagree	0	0.00	
Not Applicable	16	9.94	
Total Valid	161	100.00	
Total	161	100.00	

Question: I know who and where to make contact or get help with accommodations at TVCC.

Mean: 4.72

Response	Frequency	Percent	Graph
Strongly Agree	125	77.64	
Agree	29	18.01	
Neither Agree Nor Disagree	5	3.11	
Disagree	2	1.24	
Strongly Disagree	0	0.00	
Not Applicable	0	0.00	
Total Valid	161	100.00	
Total	161	100.00	

Question: I understand where to go online and on campus if I have questions on distance education.

Mean: 4.71

Response	Frequency	Percent	Graph
Strongly Agree	123	76.40	
Agree	33	20.50	
Neither Agree Nor Disagree	3	1.86	
Disagree	1	0.62	
Strongly Disagree	1	0.62	
Not Applicable	0	0.00	
Total Valid	161	100.00	
Total	161	100.00	

Question: I understand all rules and regulations or where to find the student code of conduct

Mean: 4.74

Response	Frequency	Percent	Graph
Strongly Agree	125	77.64	
Agree	31	19.25	
Neither Agree Nor Disagree	4	2.48	
Disagree	1	0.62	
Strongly Disagree	0	0.00	
Not Applicable	0	0.00	
Total Valid	161	100.00	
Total	161	100.00	

Question: Please indicate how you became aware of "Cardinal Pride" Orientation. Please mark all that apply.

Mean: -

Response	Frequency	Percent	Graph
TVCC website	26	16.77	
Admissions letter or email	10	6.45	
TVCC Employee	110	70.97	
High School Counselor	10	6.45	
Other-Please specify	10	6.45	
Total Valid	155	100.00	
Total	155	100.00	

Trinity Valley Community College

Cardinal Pride Orientation Student Survey

Summer 2017

Campus: Terrell Campus

Question: Specification of "Other"

Response
grandson
family friend
family
advisor
a lot of people I know
my mom
simmys
registration