

# Trinity Valley Community College

## Freshman Orientation

### Student Survey

#### 2016 All Sessions

I know where to go for questions on financial aid and scholarships both online and the office location on campus.

Mean: 4.53

Response	Frequency	Percent	Graph
Strongly Agree	78	58.65	
Agree	50	37.59	
Neither Agree or Disagree	3	2.26	
Disagree	2	1.50	
Strongly Disagree	0	0.00	
<b>Total Valid</b>	133	100.00	
<b>Total</b>	133	100.00	

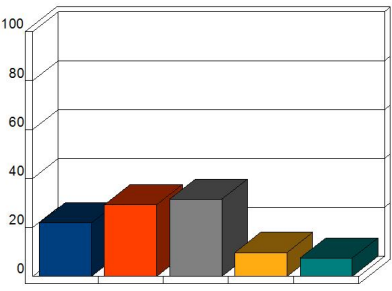
I know where to go in Cardinal Connection to view my awards whether it is scholarships or financial aid.

Mean: 4.54

Response	Frequency	Percent	Graph
Strongly Agree	80	59.70	
Agree	47	35.07	
Neither Agree or Disagree	6	4.48	
Disagree	1	0.75	
Strongly Disagree	0	0.00	
<b>Total Valid</b>	134	100.00	
<b>Total</b>	134	100.00	

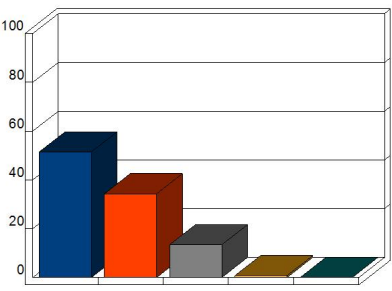
I am aware of where my classes are located and know where to go on the first day of class.

Mean: 3.48

Response	Frequency	Percent	Graph
Strongly Agree	29	21.80	
Agree	39	29.32	
Neither Agree or Disagree	42	31.58	
Disagree	13	9.77	
Strongly Disagree	10	7.52	
<b>Total Valid</b>	133	100.00	
<b>Total</b>	133	100.00	

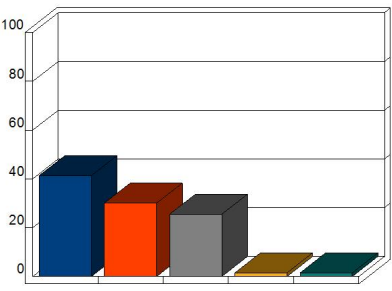
My degree plan is the area I am interested in pursuing.

Mean: 4.37

Response	Frequency	Percent	Graph
Strongly Agree	69	51.49	
Agree	46	34.33	
Neither Agree or Disagree	18	13.43	
Disagree	1	0.75	
Strongly Disagree	0	0.00	
<b>Total Valid</b>	134	100.00	
<b>Total</b>	134	100.00	

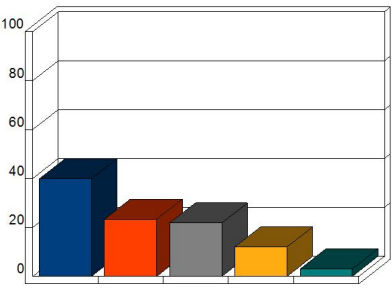
My schedule is clear on courses I am taking and tells me when and where classes are located.

Mean: 4.08

Response	Frequency	Percent	Graph
Strongly Agree	55	41.35	
Agree	40	30.08	
Neither Agree or Disagree	34	25.56	
Disagree	2	1.50	
Strongly Disagree	2	1.50	
<b>Total Valid</b>	133	100.00	
<b>Total</b>	133	100.00	

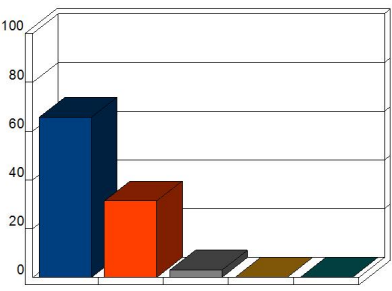
I received a list of books and materials needed for the courses I am taking.

Mean: 3.85

Response	Frequency	Percent	Graph
Strongly Agree	53	39.85	
Agree	31	23.31	
Neither Agree or Disagree	29	21.80	
Disagree	16	12.03	
Strongly Disagree	4	3.01	
<b>Total Valid</b>	133	100.00	
<b>Total</b>	133	100.00	

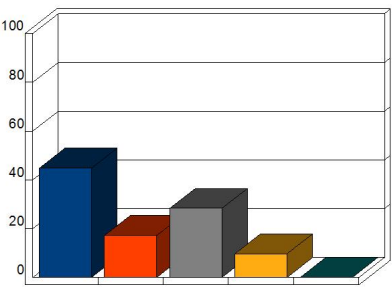
The session on getting involved in student activities was clear on how to get involved.

Mean: 4.63

Response	Frequency	Percent	Graph
Strongly Agree	88	65.67	
Agree	42	31.34	
Neither Agree or Disagree	4	2.99	
Disagree	0	0.00	
Strongly Disagree	0	0.00	
<b>Total Valid</b>	134	100.00	
<b>Total</b>	134	100.00	

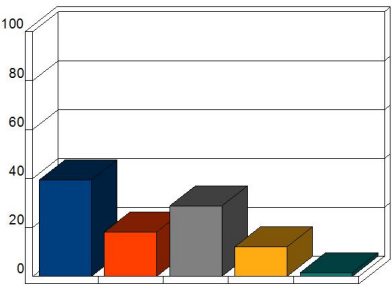
I was able to log into Cardinal Connection.

Mean: 3.97

Response	Frequency	Percent	Graph
Strongly Agree	60	44.78	
Agree	23	17.16	
Neither Agree or Disagree	38	28.36	
Disagree	13	9.70	
Strongly Disagree	0	0.00	
<b>Total Valid</b>	134	100.00	
<b>Total</b>	134	100.00	

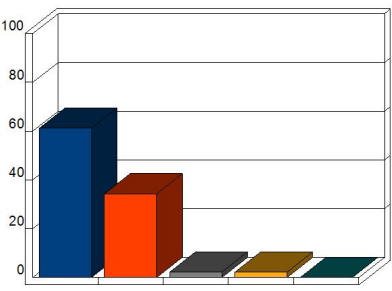
I was able to sign up for the TVCC alert.

Mean: 3.82

Response	Frequency	Percent	Graph
Strongly Agree	52	39.39	
Agree	24	18.18	
Neither Agree or Disagree	38	28.79	
Disagree	16	12.12	
Strongly Disagree	2	1.52	
<b>Total Valid</b>	132	100.00	
<b>Total</b>	132	100.00	

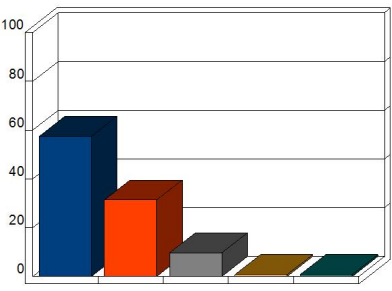
I know who and where to make contact or get help with accommodations at TVCC.

Mean: 4.54

Response	Frequency	Percent	Graph
Strongly Agree	82	61.19	
Agree	46	34.33	
Neither Agree or Disagree	3	2.24	
Disagree	3	2.24	
Strongly Disagree	0	0.00	
<b>Total Valid</b>	134	100.00	
<b>Total</b>	134	100.00	

I understand where to go online and on campus if I have questions on distance education.

Mean: 4.44

Response	Frequency	Percent	Graph
Strongly Agree	77	57.46	
Agree	42	31.34	
Neither Agree or Disagree	13	9.70	
Disagree	1	0.75	
Strongly Disagree	1	0.75	
<b>Total Valid</b>	134	100.00	
<b>Total</b>	134	100.00	

I understand all rules and regulations or where to find the student code of conduct.

Mean: 4.62

Response	Frequency	Percent	Graph
Strongly Agree	91	68.42	
Agree	37	27.82	
Neither Agree or Disagree	2	1.50	
Disagree	3	2.26	
Strongly Disagree	0	0.00	
<b>Total Valid</b>	133	100.00	
<b>Total</b>	133	100.00	

Please indicate how you became aware of Freshman Orientation "Cardinal Pride".

Mean: 3.82

Response	Frequency	Percent	Graph
TVCC website	57	50.00	
Admissions letter or email	16	14.04	
TVCC Employee	21	18.42	
High School Counselor	4	3.51	
Other-Please specify	16	14.04	
<b>Total Valid</b>	114	100.00	
<b>Total</b>	114	100.00	