

TVCC 2012-2018 Graduation Report

Trinity Valley Community College does not discriminate on the basis of race, color, national origin, sex, disability or age in its programs or activities. For questions or concerns regarding discrimination based on a disability, contact: ADA/Section 504 Coordinator, 100 Cardinal Drive, Athens, TX 75751, 903-675-6224, disability@tvcc.edu. For all other questions or concerns regarding discrimination, contact: Director of Human Resources/Title IX Coordinator, 100 Cardinal Drive, Athens, TX 75751, 903-675-6215, humanresources@tvcc.edu.

TVCC 2012-2018 Degrees/Certificates Awarded by Number, Percentage, and Education Type

2012-2018 Degrees/Certificates Awarded

Degree	Degree/Cert Description	2012	2013	2014	2015	2016	2017	2018	Total
AA	Associate of Arts	503	528	506	574	551	628	776	4,066
AAS	Associate in Applied Science	297	309	286	223	216	244	238	1,813
AAT	Associate of Arts in Teaching	7	3	4		4	8	11	37
CCC	Core Curriculum Completer (Duplicates Associates)	530	607	620	528	570	725	808	4,388
CERT1	Certificate (15-42 SCH) some with ext licensing	682	710	856	934	889	877	846	5,794
CERT2	Certificate (43-59 SCH)	52	43	57	50	37	43	37	319
FOS	Field of Study Completer	14	10	20	16	9	9	11	89
Total		2,085	2,210	2,349	2,325	2,276	2,534	2,727	16,506

TVCC 2012- Grade Distribution

2012-2018 Degrees/Certificates Awarded by Percentage

Degree	Degree/Cert Description	2012	2013	2014	2015	2016	2017	2018	Total
AA	Associate of Arts	24.12%	23.89%	21.54%	24.69%	24.21%	24.78%	28.46%	24.63%
AAS	Associate in Applied Science	14.24%	13.98%	12.18%	9.59%	9.49%	9.63%	8.73%	10.98%
AAT	Associate of Arts in Teaching	0.34%	0.14%	0.17%	0.00%	0.18%	0.32%	0.40%	0.22%
CCC	Core Curriculum Completer (Duplicates Associates)	25.42%	27.47%	26.39%	22.71%	25.04%	28.61%	29.63%	26.58%
CERT1	Certificate (15-42 SCH) some with ext licensing	32.71%	32.13%	36.44%	40.17%	39.06%	34.61%	31.02%	35.10%
CERT2	Certificate (43-59 SCH)	2.49%	1.95%	2.43%	2.15%	1.63%	1.70%	1.36%	1.93%
FOS	Field of Study Completer	0.67%	0.45%	0.85%	0.69%	0.40%	0.36%	0.40%	0.54%
Total		100.00%	100.00%	100.00%	100.00%	100.00%	100.00%	100.00%	100.00%

TVCC 2012-2018 Degrees/Certificates Awarded by Number, Percentage, and Education Type

2012-2018 Associate Degrees by Educational Type

Degree	Degree/Cert Description	2012	2013	2014	2015	2016	2017	2018	Total
Academic		510	530	509	574	555	636	787	4,101
Health Science		173	181	170	121	116	133	113	1,007
Workforce		124	129	117	102	100	111	125	808
Total		807	840	796	797	771	880	1,025	5,916

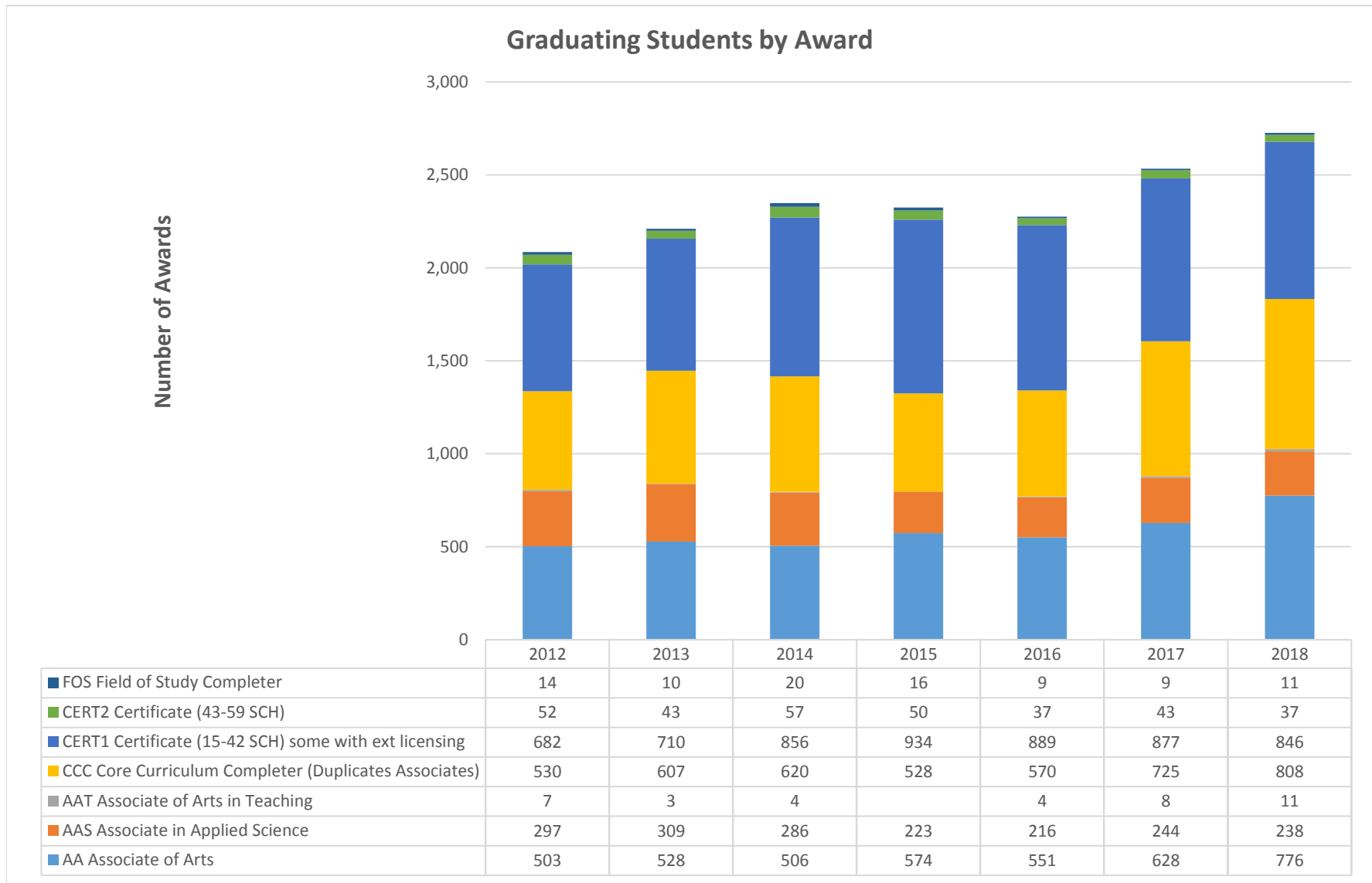
2012-2018 Certificates by Educational Type

Degree	Degree/Cert Description	2012	2013	2014	2015	2016	2017	2018	Total
Health Science, Certificate (15-42 SCH) some with ext licensing		34	35	41	45	29	25	27	236
Health Science, Certificate (43-59 SCH)		52	43	57	50	37	43	37	319
Workforce, Certificate (15-42 SCH) some with ext licensing		648	675	815	889	860	852	819	5,558
Total		734	753	913	984	926	920	883	6,113

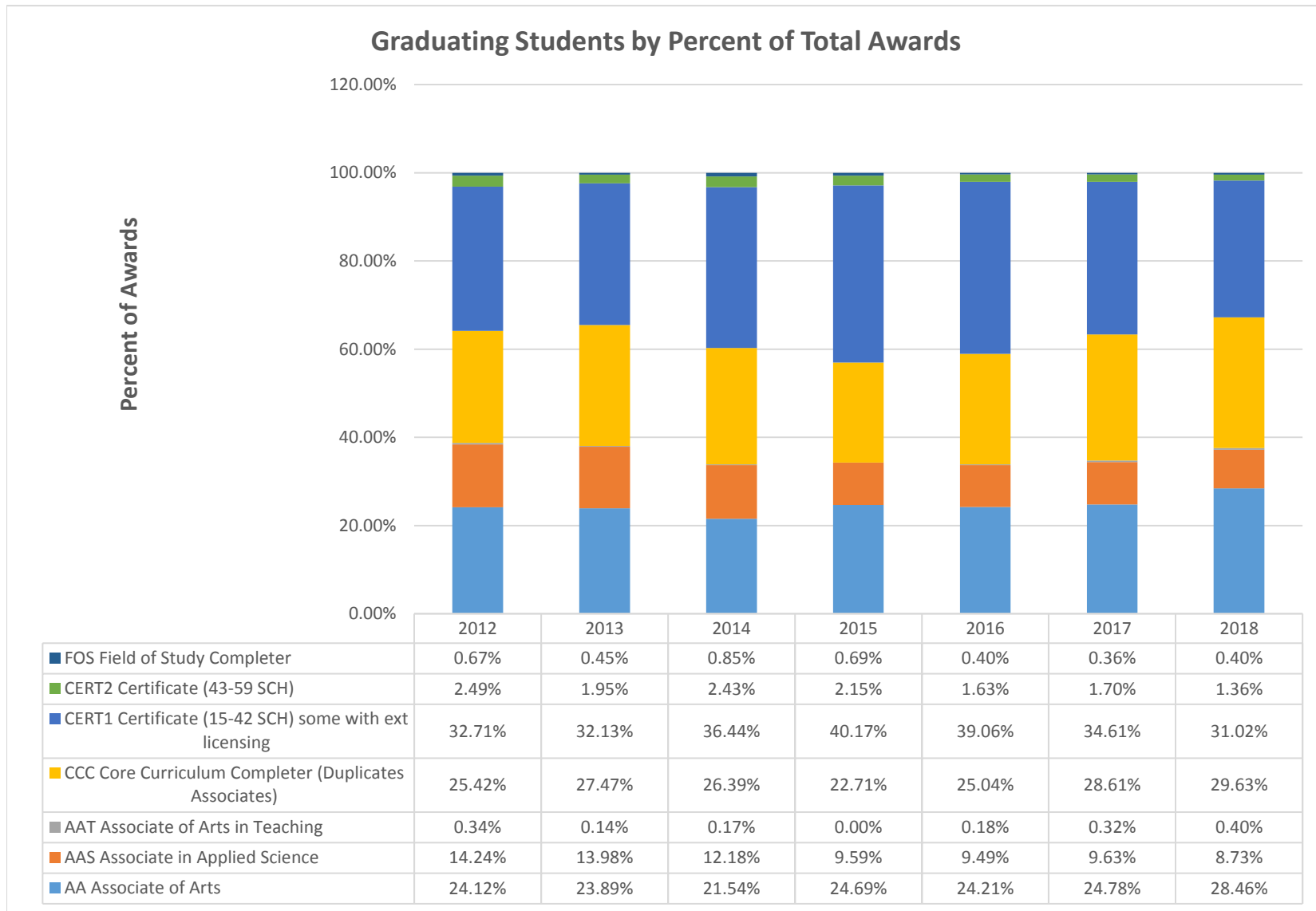
2012-2018 Core/Field of Study Completers

Degree	Degree/Cert Description	2012	2013	2014	2015	2016	2017	2018	Total
Academic, Core Curriculum Completer		530	607	620	528	570	725	808	4,388
Academic, Field of Study Completer		5	3	8	7	3	3	11	40
Workforce, Field of Study Completer		9	7	12	9	6	6		49
Total		544	617	640	544	579	734	819	4,477

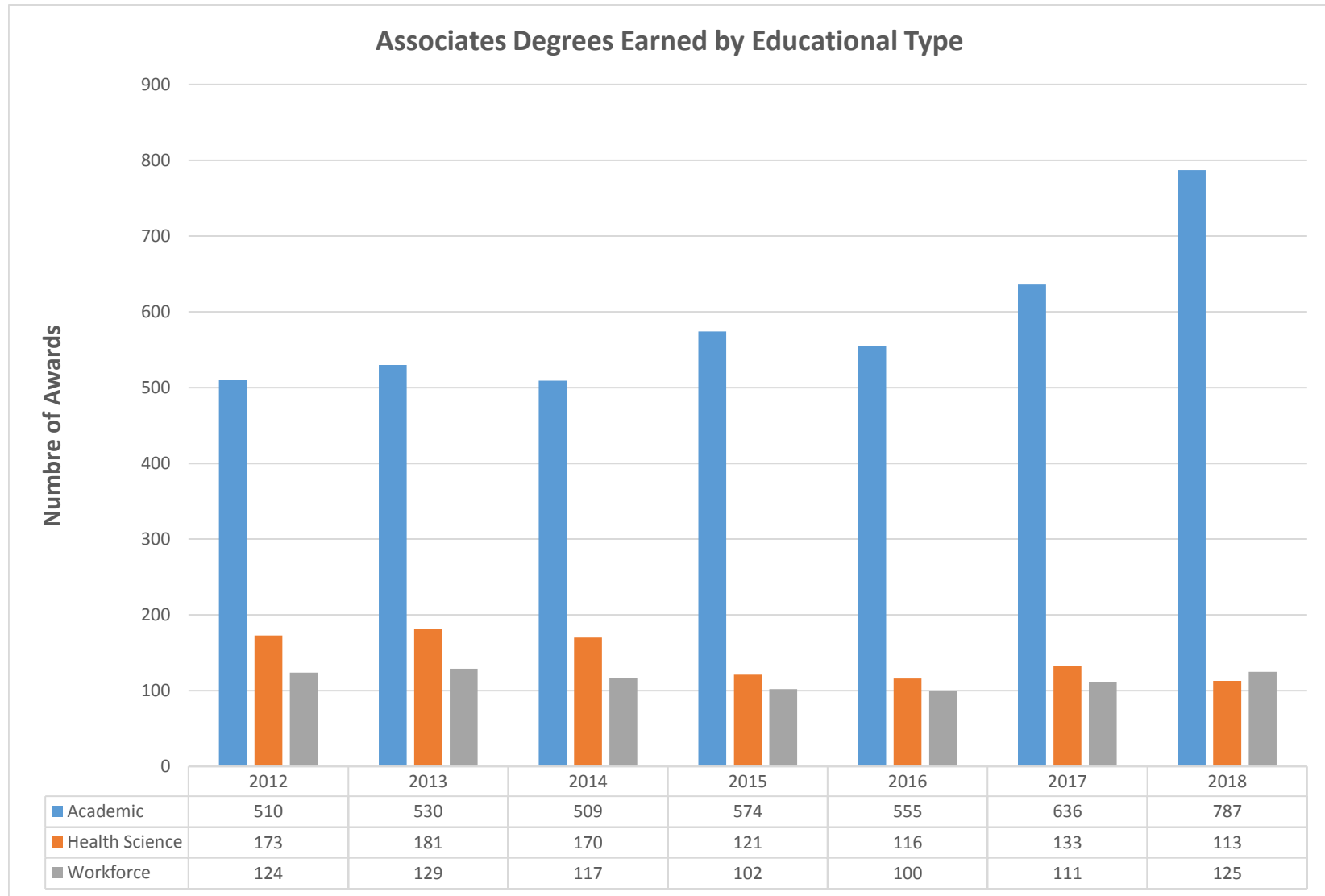
TVCC 2012-2018 Graduating Students by Award



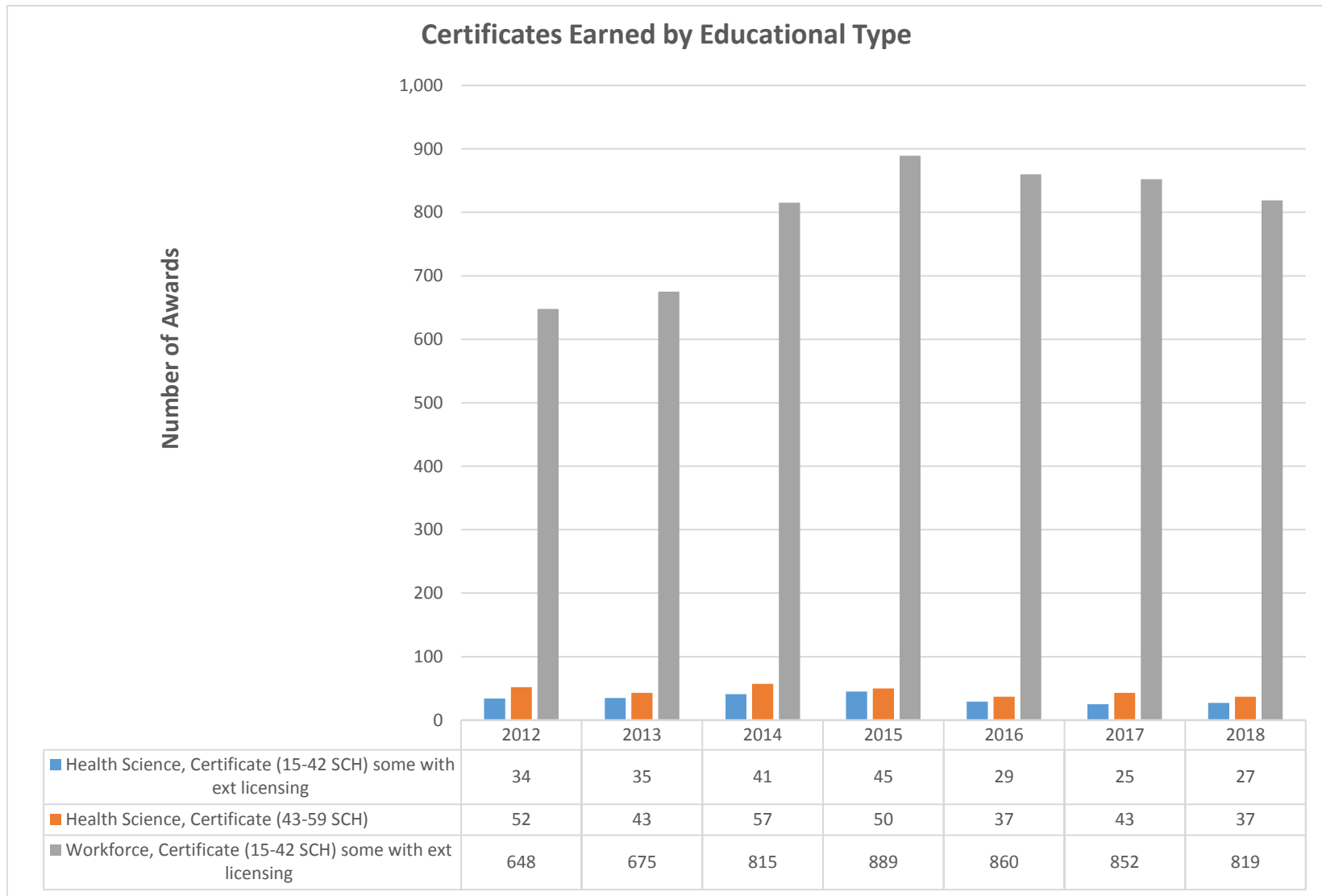
TVCC 2012-2018 Degrees/Certs by Percent of Total Awards



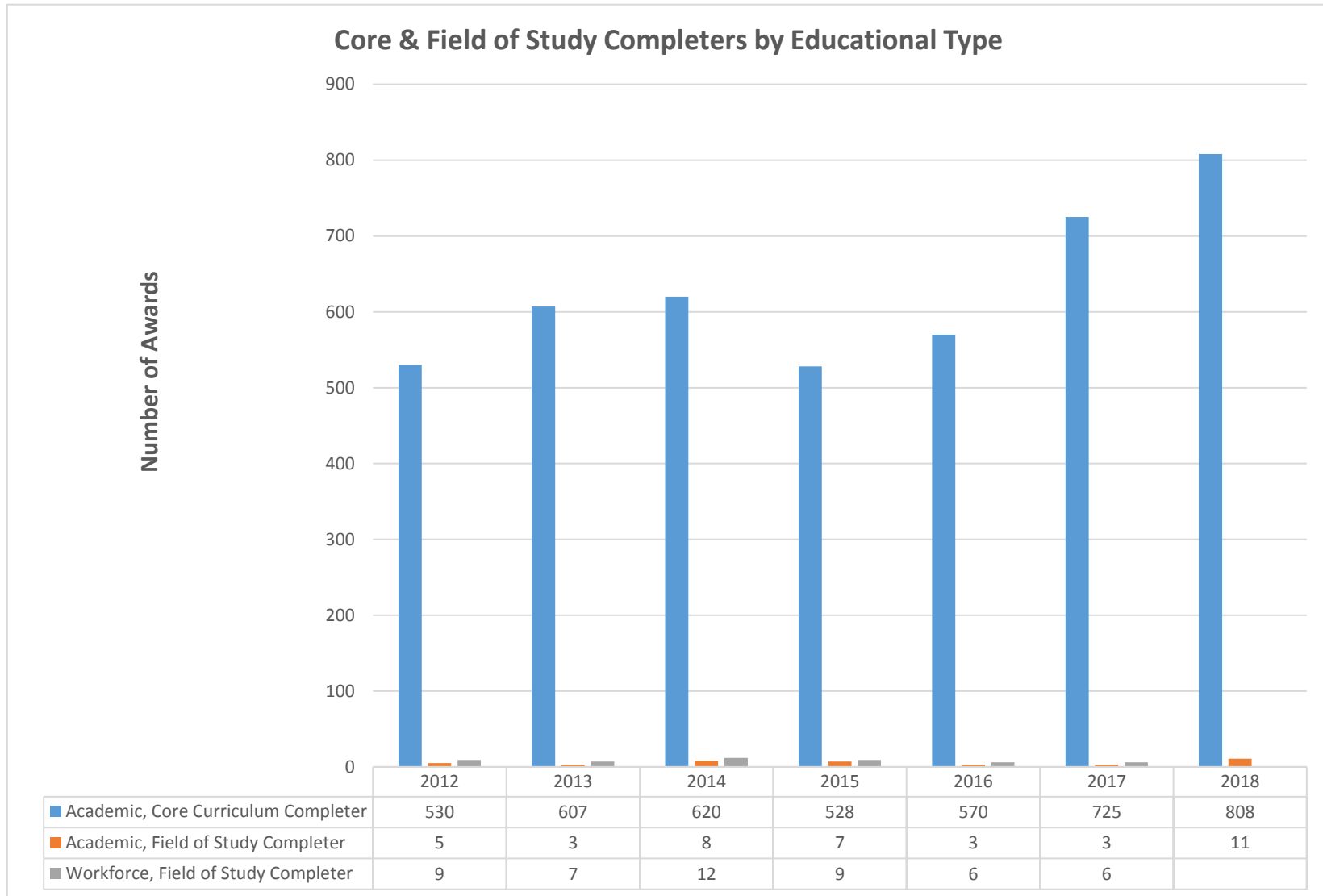
TVCC 2012-2018 Associates Degrees Earned by Educational Type



TVCC 2012-2018 Certificates Earned by Educational Type



TVCC 2012-2018 Core & Field of Study Completers by Educational Type



TVCC 2012-2018 Graduates by Major/CIP

Academic

Major Description	CIP	Degree	2012	2013	2014	2015	2016	2017	2018	Total
General Studies	24010200	AA	503	522	506	565	550	625	770	4041
Liberal Arts and Sciences/Liberal Studies	24010100	CCC	530	607	620	528	570	725	808	4388
Music, General	50090100	AA		6		9	1	3	6	25
Music, General	50090100	FOS	5	3	8	7	3	3	11	40
Teacher Education, Multiple Levels	1312##00	AAT	7	2	3		4	8	11	35
Total			1,045	1,140	1,137	1,109	1,128	1,364	1,606	8,529

Health Science

Major Description	CIP	Degree	2012	2013	2014	2015	2016	2017	2018	Total
Emergency Medical Technology/Technician (EMT Paramedic)	51090400	AAS	2	5	7	3	5	7	3	32
Emergency Medical Technology/Technician (EMT Paramedic)	51090400	CERT1								0
Emergency Medical Technology/Technician (EMT Paramedic)	51090400	CERT2	7	4	8	4	5	3	2	33
Licensed Practical/Vocational Nurse Training	51390100	CERT2	45	39	49	46	32	40	35	286
Medical Administrative/Executive Assistant and Medical Secretary	51071600	AAS	8	4	9	1	1	4	6	33
Medical Administrative/Executive Assistant and Medical Secretary	51071600	CERT1	5	16	2	10	1	4	3	41
Medical Transcription/Transcriptionist	51070800	CERT1	3	1	5	1			3	13
Nurse/Nursing Assistant/Aide and Patient Care Assistant (2009 & Earlier)	51161400	CERT1			13	15				28
Nursing Assistant/Aide and Patient Care Assistant/Aide	51390200	CERT1	22	17	20	17	27	20	21	144
Registered Nursing/Registered Nurse	51380100	AAS	156	163	145	111	100	111	93	879
Surgical Technology/Technologist	51090900	AAS	7	9	9	6	10	11	11	63
Surgical Technology/Technologist	51090900	CERT1	4	1	1	2	1	1		10
Total			259	259	268	216	182	201	177	1,562

Workforce

Major Description	CIP	Degree	2012	2013	2014	2015	2016	2017	2018	Total
Accounting	52030100	AAS	4	6	9	4	4	8	2	37
Accounting	52030100	CERT1	4	3	1	2	4	3	3	20
Administrative Assistant and Secretarial Science, General	52040100	AAS	4	7	7	3	6	3	5	35
Applied Horticulture/Horticultural Operations, General	1060100	AAS	14	16	8	9	8	10	12	77
Applied Horticulture/Horticultural Operations, General	1060100	CERT1	57	54	64	81	53	72	81	462
Autobody/Collision and Repair Technology/Technician	47060300	AAS					3		1	4
Autobody/Collision and Repair Technology/Technician	47060300	CERT1	40	23	41	40	44	34	38	260

TVCC 2012-2018 Graduates by Major/CIP

Workforce (Continued)

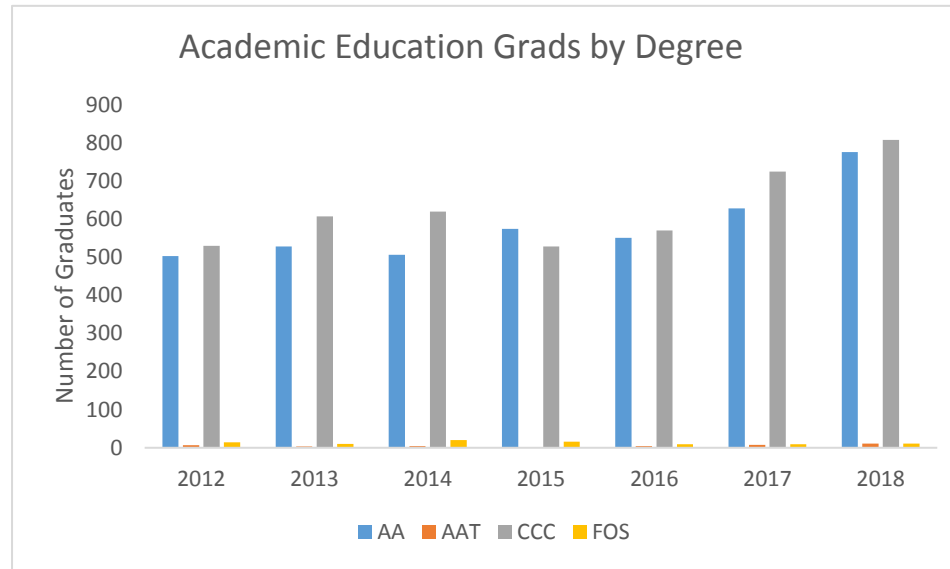
Major Description	CIP	Degree	2012	2013	2014	2015	2016	2017	2018	Total
Automobile/Automotive Mechanics Technology/Technician	47060400	CERT1	21	18	42	61	66	58	52	318
Barber/Hairstylist	12040200	CERT1	35	38	31	5	15	17	16	157
Business Administration and Management, General	52020100	AAS	7	10	8	17	8	22	30	102
Business Administration and Management, General	52020100	CERT1	8	7	10	16	7	13	18	79
Business/Office Automation/Technology/Data Entry	52040700	CERT1	2	2	6	3	2	2	4	21
CAD/CADD Drafting and/or Design Technician	15130200	CERT1	2							2
Carpentry/Carpenter	46020100	CERT1	12	15	73	83	94	97	76	450
Child Care and Support Services Management	19070800	CERT1	1	3		5	2	1	1	13
Child Care Provider/Assistant	19070900	AAS	2	1			1	2	3	9
Child Care Provider/Assistant	19070900	CERT1	5	3		8	7	3	4	30
Commercial Photography	50040600	CERT1				3			1	4
Computer and Information Sciences, General	11010100	AAS	30	14	19	11	13	7	11	105
Computer and Information Sciences, General	11010100	CERT1	72	132	148	165	187	159	156	1019
Computer Engineering Technology/Technician	15120100	AAS				2				2
Computer Programming/Programmer, General	11020100	AAS	1							1
Computer Programming/Programmer, General	11020100	CERT1								0
Corrections	43010200	AAS	1							1
Corrections	43010200	CERT1	1	2			1	1		5
Cosmetology, Barber Styling, and Nail Instructor	12041300	CERT1		2	1		1		2	6
Cosmetology/Cosmetologist, General	12040100	CERT1	54	80	55	74	64	69	55	451
Criminal Justice/Police Science	43010700	AAS	6	4	9	8	7	4	6	44
Criminal Justice/Police Science	43010700	CERT1	7	10	7	4	8	6	6	48
Drafting and Design Technology/Technician, General	15130100	AAS	26	21	17	20	13	18	18	133
Drafting and Design Technology/Technician, General	15130100	CERT1	71	57	65	68	58	61	50	430
Electrical and Power Transmission Installation/Installer, General	46030100	AAS	2	6	4	4	3	4	5	28
Electrical and Power Transmission Installation/Installer, General	46030100	CERT1	39	25	40	33	33	7	26	203
Electrical, Electronic and Communications Engineering Technology/Technician	15030300	AAS	6	8	7		7	4	9	41
Electrical, Electronic and Communications Engineering Technology/Technician	15030300	CERT1	34	30	31	32	33	39	27	226
Farm/Farm and Ranch Management	1010400	AAS	1							1
Farm/Farm and Ranch Management	1010400	CERT1	10							10
Fire Science/Firefighting	43020300	AAS	8	12	9	6	5	3	3	46
Fire Science/Firefighting	43020300	CERT1	11	5	6	3	2	4	1	32

TVCC 2012-2018 Graduates by Major/CIP

Workforce (Continued)

Major Description	CIP	Degree	2012	2013	2014	2015	2016	2017	2018	Total
Heating, Air Conditioning, Ventilation and Refrigeration Maintenance	47020100	AAS	2	9	7	6	4	6	4	38
Heating, Air Conditioning, Ventilation and Refrigeration Maintenance	47020100	CERT1	47	37	42	46	45	46	43	306
Junior High/Intermediate/Middle School Education and Teaching	13120300	AAT		1	1					2
Legal Administrative Assistant/Secretary	22030100	AAS	4	6	3	4	5	7	4	33
Legal Administrative Assistant/Secretary	22030100	CERT1	1	2	4	2	1	4	3	17
Mason/Masonary	46010100	AAS		2	2	1				5
Mason/Masonary	46010100	CERT1	28	29	41	36	33	47	41	255
Mechanical Drafting and Mechanical Drafting CAD/CADD	15130600	CERT1	3	1	1	2		1	1	9
Mechanical Engineering/Mechanical Technology/Technician	15080500	AAS	2	2	3	1		2	8	18
Mechanical Engineering/Mechanical Technology/Technician	15080500	CERT1	1	5	3	1		10		20
Welding Technology/Welder	48050800	AAS	4	4	4	6	13	11	12	54
Welding Technology/Welder	48050800	CERT1	92	92	103	116	100	98	106	707
Total			782	804	932	991	960	963	944	6,376

TVCC 2012-2018 Graduates by Degree/Cert Type and Educational Type



2012-2018 Academic Education Graduates

Degree	2012	2013	2014	2015	2016	2017	2018	Total
AA	503	528	506	574	551	628	776	4,066
AAT	7	3	4	4	4	8	11	37
CCC	530	607	620	528	570	725	808	4,388
FOS	14	10	20	16	9	9	11	89
Total	1,054	1,148	1,150	1,118	1,134	1,370	1,606	8,580

TVCC 2012-2018 Graduates by Degree/Cert Type and Educational Type

2012-2018 Health Science Graduates

Degree	2012	2013	2014	2015	2016	2017	2018	Total
AAS	173	181	170	121	116	133	113	1,007
CERT1	34	35	41	45	29	25	27	236
CERT2	52	43	57	50	37	43	37	319
Total	259	259	268	216	182	201	177	1,562

2012-2018 Workforce Education Graduates

Degree	2012	2013	2014	2015	2016	2017	2018	Total
AAS	124	128	116	102	100	111	125	806
CERT1	648	675	815	889	860	852	819	5,558
Total	772	803	931	991	960	963	944	6,364