



TVCC 2011-2012 Graduation Report

By Education Type, Majors,
and Ethnicity

TVCC 2011-2012 Degrees/Certs Awarded by Number, Percentage, and Education Type

2011-2012 Degrees/Certs Awarded

Degree	Degree/Cert-Description	2011	2012	Total
AA	Associate in Arts	453	503	956
AAS	Associate in Applied Science	254	297	551
AAT	Associate of Arts in Teaching	9	7	16
CCC	Core Curriculum Completer (Duplicates Associates)	522	530	1052
CERT1	Certificate (15-42 SCH) some with ext licensing	766	682	1448
CERT2	Certificate (43-59 SCH)	52	52	104
FOS	Field of Study Completer	9	14	23
Total		2065	2085	4150

TVCC 2011-2012 Degrees/Certs Awarded by Percentage

Degree	Degree/Cert-Description	2011	2012	Total
AA	Associate in Arts	0.21937	0.241247	0.230361
AAS	Associate in Applied Science	0.123002	0.142446	0.132771
AAT	Associate of Arts in Teaching	0.004358	0.003357	0.003855
CCC	Core Curriculum Completer	0.252785	0.254197	0.253494
CERT1	Certificate (15-42 SCH) some with ext licensing	0.370944	0.327098	0.348916
CERT2	Certificate (43-59 SCH)	0.025182	0.02494	0.02506
FOS	Field of Study Completer	0.004358	0.006715	0.005542
Total		100.0%	100.0%	100.0%

TVCC 2011-2012 Associate Degrees by Education Type

Educational Type	2011	2012	Total
Academic	453	510	963
Health Science	151	173	324
Workforce	112	124	236
Total	716	807	1523

TVCC 2011-2012 Certs By Education Type

Educational Type	Degree	2011	2012	Total
Health_Science	CERT1 - Certificate (15-42 SCH) some with ext licensing	91	34	125
	CERT2 - Certificate (43-59 SCH)	52	52	104
Workforce	CERT1 - Certificate (15-42 SCH) some with ext licensing	675	648	1323
Total		818	734	1552

TVCC 2011-2012 Core/Field of Study Completers

Educational Type	Degree	2011	2012	Total
Academic	CCC - Core Completer*	522	530	1052
	FOS - Field of Study	3	5	8
Workforce	FOS - Field of Study	6	9	15
Total		531	544	1075

* In most cases Core Completers are a duplicate of an Associates Degree award

2011-2012 Academic Education Grads

Degree	2011	2012	Totals
AA	452	503	955
AAT	1	7	8
CCC*	522	530	1052
FOS	3	5	8
Totals	978	1045	2023

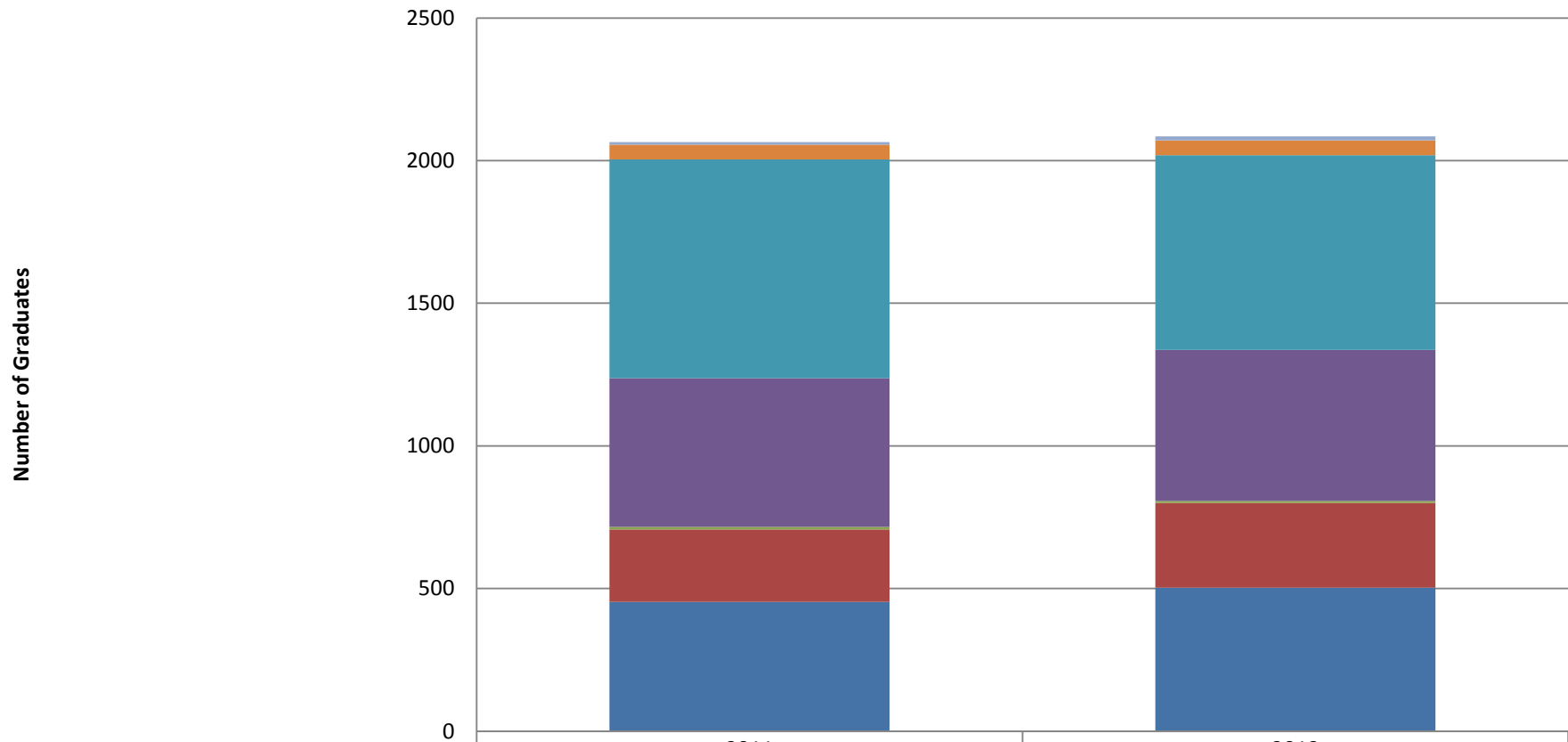
2011-2012 Health Science Education Grad:

Degree	2011	2012	Total
AAS	151	173	324
CERT1	91	34	125
CERT2	52	52	104
Total	294	259	553

2011-2012 Workforce Education Grads

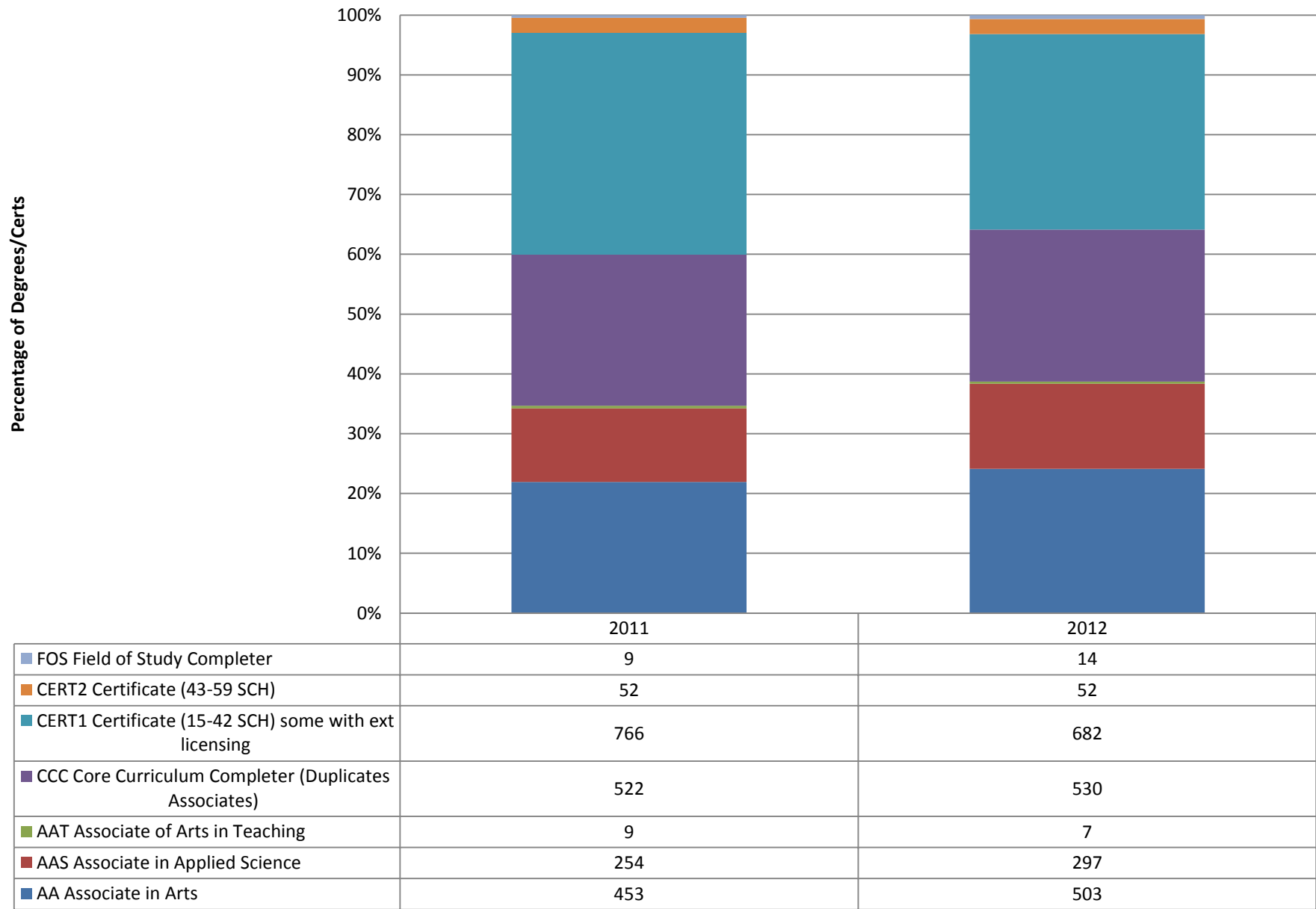
Degree	2011	2012	Total
AA	1		1
AAS	103	124	227
AAT	8		8
CERT1	675	648	1323
FOS	6	9	15
	793	781	1574

TVCC 2011-2012 Graduating Students by Award

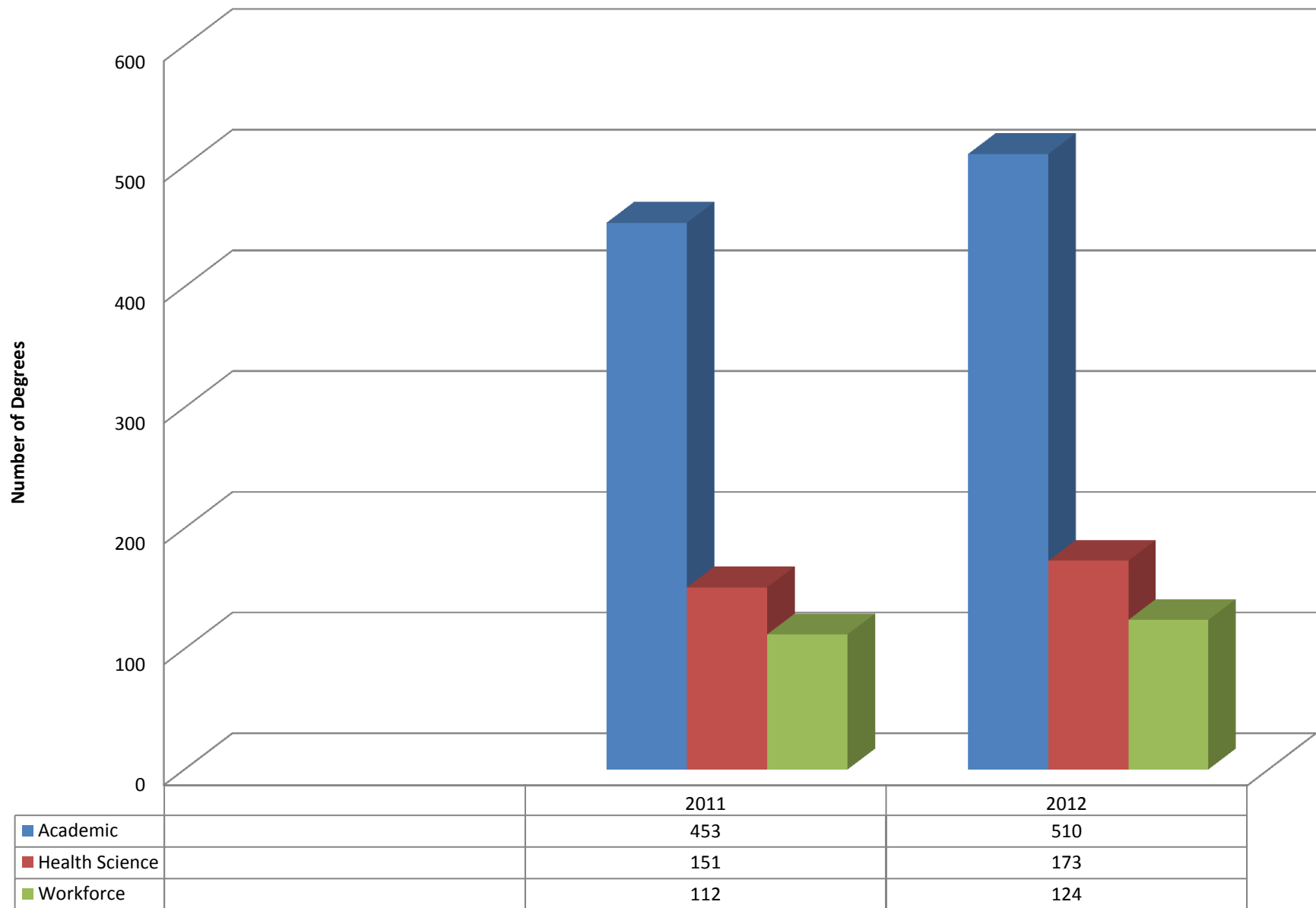


FOS Field of Study Completer	9	14
CERT2 Certificate (43-59 SCH)	52	52
CERT1 Certificate (15-42 SCH) some with ext licensing	766	682
CCC Core Curriculum Completer (Duplicates Associates)	522	530
AAT Associate of Arts in Teaching	9	7
AAS Associate in Applied Science	254	297
AA Associate in Arts	453	503

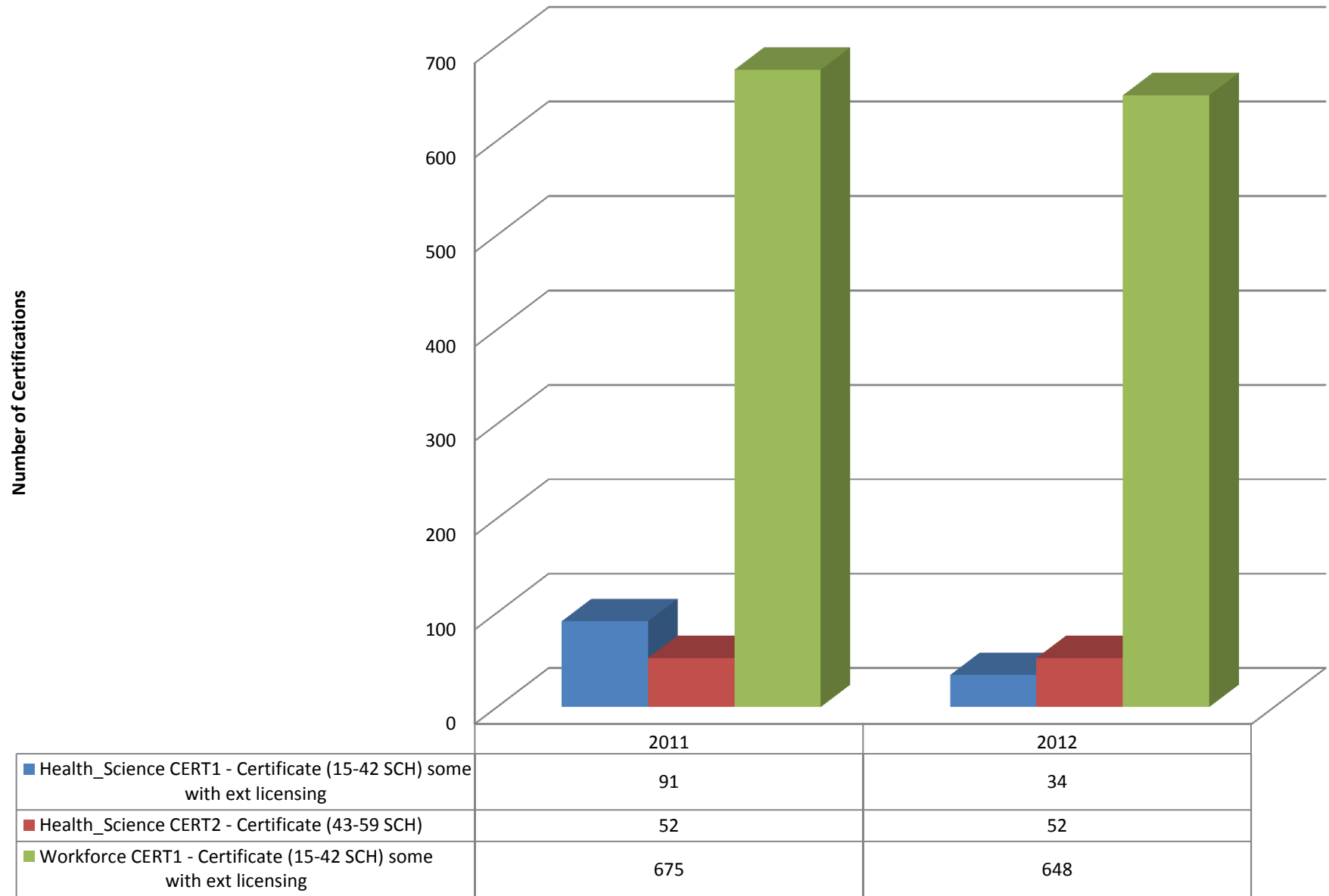
TVCC 2011-2012 Degrees/Certs by Percentage of Total Awards



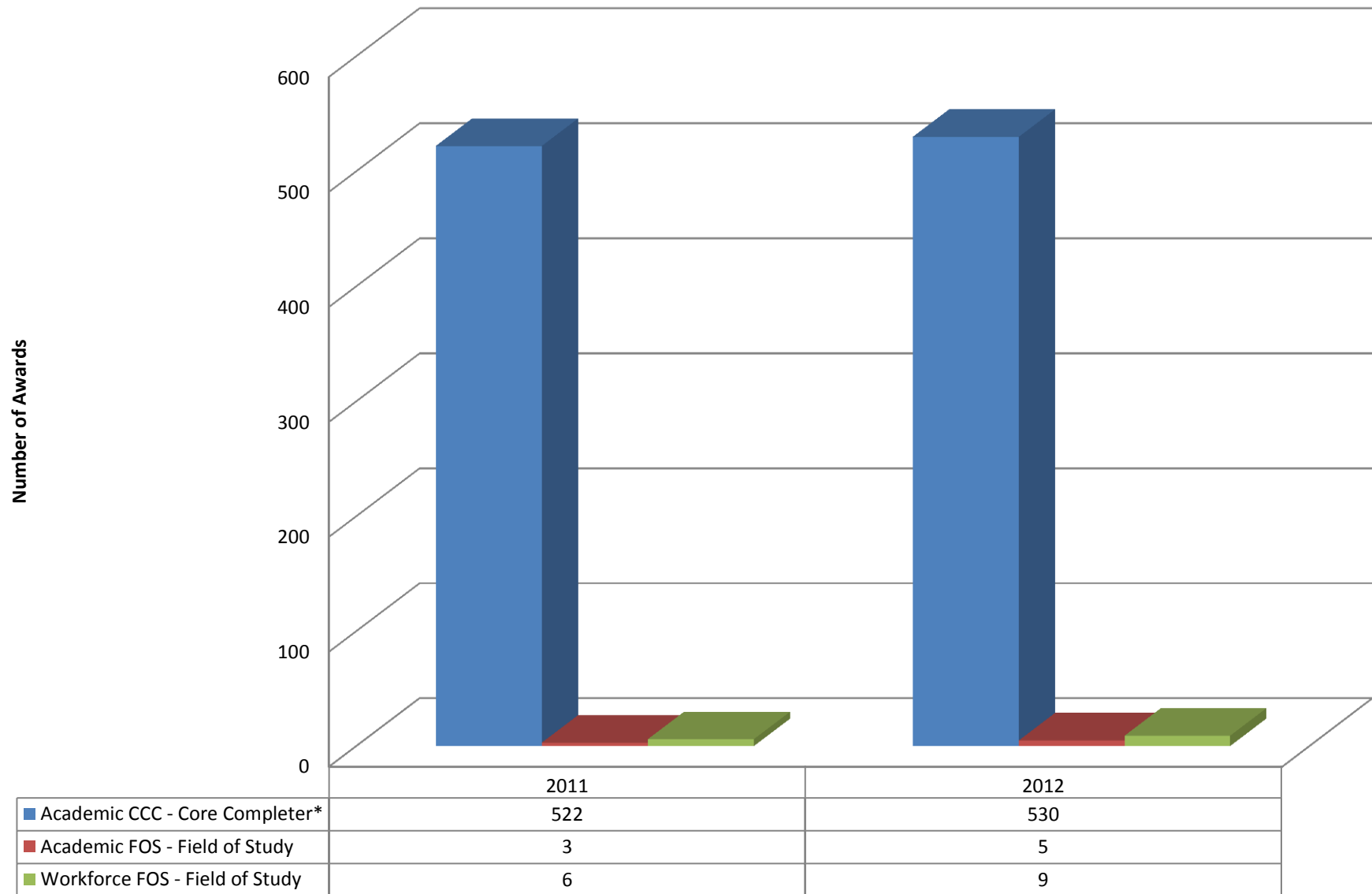
TVCC 2011-2012 Associates Degrees by Educational Type



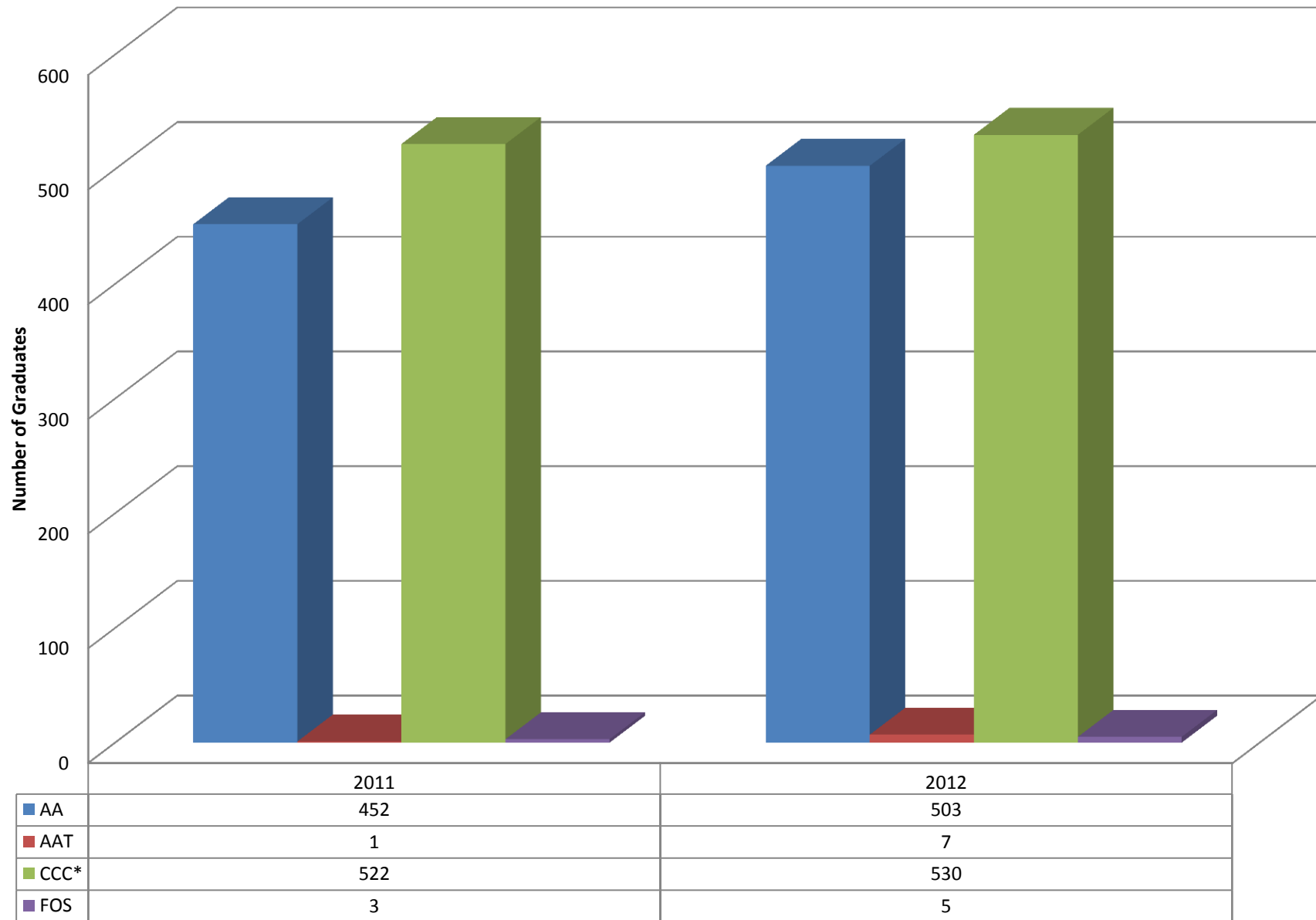
TVCC 2011-2012 Certifications by Educational Type



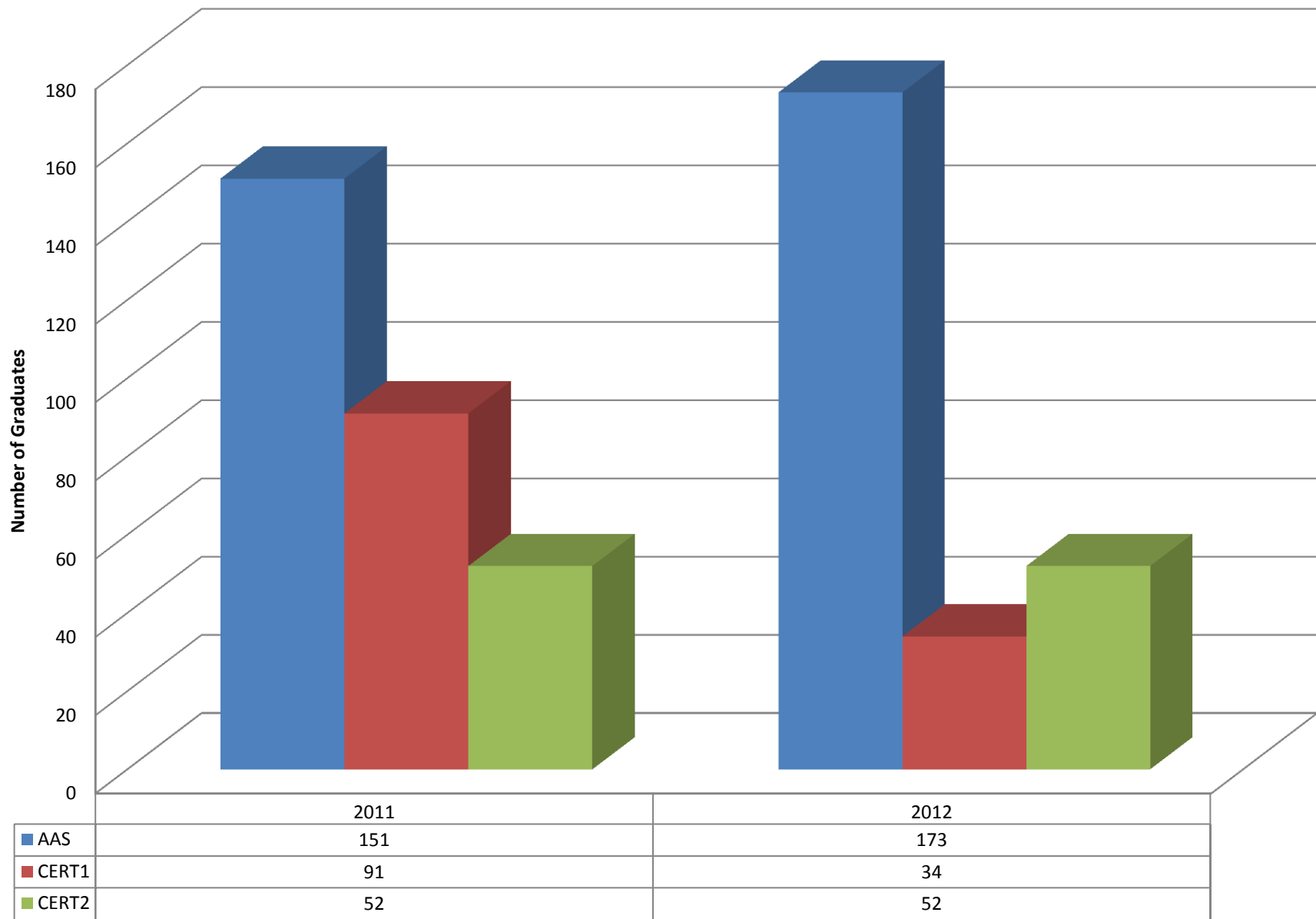
TVCC 2011-2012 Core and Field of Study Completers by Educational Type



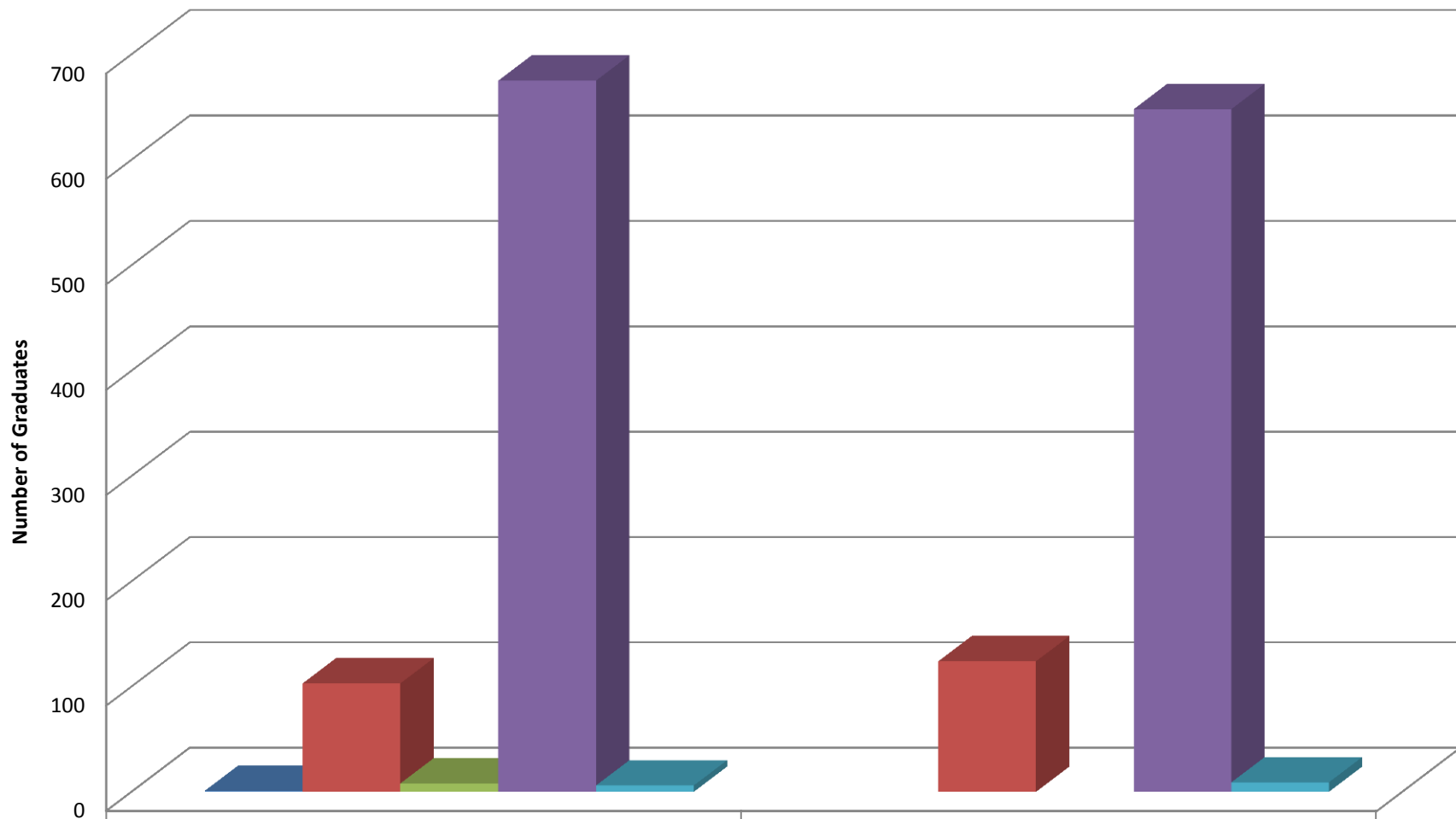
TVCC 2011 - 2012 Academic Education Graduates by Degree Type



TVCC 2011-2012 Health Science Graduates by Degree Type



TVCC 2011-2012 Workforce Graduates by Degree Type



- AA
- AAS
- AAT
- CERT1
- FOS

2011

2012

1

103

8

675

6

124

648

9

TVCC 2011-2012 Academic and Health Science Graduates by Major/CIP

Major Description	CIP	Degree	2011	2012	Totals
General Studies	24010200	AA	452	503	955
Liberal Arts and Sciences/Liberal Studies	24010100	CCC	522	530	1052
Music, General	50090100	FOS	3	5	8
Teacher Education, Multiple Levels	13120600	AAT	1	7	8
Totals			978	1045	2023

Major Description	CIP	Degree	2011	2012	Totals
Emergency Medical Technology/Technician (EMT)	51090400	AAS	6	2	8
Emergency Medical Technology/Technician (EMT)	51090400	CERT1	14		14
Emergency Medical Technology/Technician (EMT)	51090400	CERT2		7	7
Licensed Practical/Vocational Nurse Training	51390100	CERT2	52	45	97
Medical Administrative/Executive Assistant and Medical Receptionist	51071600	AAS	7	8	15
Medical Administrative/Executive Assistant and Medical Receptionist	51071600	CERT1	10	5	15
Medical Transcription/Transcriptionist	51070800	CERT1	13	3	16
Nursing Assistant/Aide and Patient Care Assistant	51390200	CERT1	49	22	71
Registered Nursing/Registered Nurse	51380100	AAS	138	156	294
Surgical Technology/Technologist	51090900	AAS		7	7
Surgical Technology/Technologist	51090900	CERT1	5	4	9
Totals			294	259	553

TVCC 2011-2012 Workforce Graduates by Major/CIP

Major Description	CIP	Degree	2011	2012	Totals
Accounting	52030100	AAS	8	4	12
Accounting	52030100	CERT1	2	4	6
Administrative Assistant and Secretarial Science, General	52040100	AAS	5	4	9
Applied Horticulture/Horticultural Operations, General	01060100	AAS	4	14	18
Applied Horticulture/Horticultural Operations, General	01060100	CERT1	66	57	123
Autobody/Collision and Repair Technology/Technician	47060300	AAS	1		1
Autobody/Collision and Repair Technology/Technician	47060300	CERT1	29	40	69
Automobile/Automotive Mechanics Technology/Technician	47060400	CERT1	34	21	55
Barber/Hairstylist	12040200	CERT1	33	35	68
Business Administration and Management, General	52020100	AAS	6	7	13
Business Administration and Management, General	52020100	CERT1	6	8	14
Business/Office Automation/Technology/Data Entry	52040700	CERT1	2	2	4
CAD/CADD Drafting and/or Design Technician	15130200	CERT1		2	2
Carpentry/Carpenter	46020100	CERT1	16	12	28
Child Care and Support Services Management	19070800	CERT1	1	1	2
Child Care Provider/Assistant	19070900	AAS		2	2
Child Care Provider/Assistant	19070900	CERT1	1	5	6
Computer and Information Sciences, General	11010100	AAS	20	30	50
Computer and Information Sciences, General	11010100	CERT1	92	72	164
Computer Engineering Technology/Technician	15120100	AAS	1		1
Computer Programming/Programmer, General	11020100	AAS	1	1	2
Computer Programming/Programmer, General	11020100	CERT1	1		1
Corrections	43010200	AAS		1	1
Corrections	43010200	CERT1	1	1	2
Cosmetology, Barber Styling, and Nail Instructor	12041300	CERT1	1		1
Cosmetology/Cosmetologist, General	12040100	CERT1	44	54	98
Criminal Justice and Corrections	43010000	FOS	4	7	11
Criminal Justice/Police Science	43010700	AAS	5	6	11
Criminal Justice/Police Science	43010700	CERT1	5	7	12
Drafting and Design Technology/Technician, General	15130100	AA	1		1
Drafting and Design Technology/Technician, General	15130100	AAS	16	26	42
Drafting and Design Technology/Technician, General	15130100	CERT1	73	71	144
Electrical and Power Transmission Installation/Installer, General	46030100	AAS	1	2	3
Electrical and Power Transmission Installation/Installer, General	46030100	CERT1	42	39	81
Electrical, Electronic and Communications Engineering Technology/Technician	15030300	AAS	6	6	12
Electrical, Electronic and Communications Engineering Technology/Technician	15030300	CERT1	33	34	67
Farm/Farm and Ranch Management	01010400	AAS	2	1	3
Farm/Farm and Ranch Management	01010400	CERT1	10		10
Fire Science/Firefighting	43020300	AAS	6	8	14
Fire Science/Firefighting	43020300	CERT1	4	11	15
Heating, Air Conditioning, Ventilation and Refrigeration Maintenance	47020100	AAS	8	2	10
Heating, Air Conditioning, Ventilation and Refrigeration Maintenance	47020100	CERT1	44	47	91
Junior High/Intermediate/Middle School Education and Teaching	13120300	AAT	8		8
Junior High/Intermediate/Middle School Education and Teaching	13120300	FOS	2	2	4
Legal Administrative Assistant/Secretary	22030100	AAS	7	4	11
Legal Administrative Assistant/Secretary	22030100	CERT1	6	1	7
Mason/Masonry	46010100	CERT1	31	28	59
Mechanical Drafting and Mechanical Drafting CAD/CADD	15130600	CERT1		3	3
Mechanical Engineering/Mechanical Technology/Technician	15080500	AAS		2	2
Mechanical Engineering/Mechanical Technology/Technician	15080500	CERT1	2	1	3
Welding Technology/Welder	48050800	AAS	6	4	10

TVCC 2011-2012 Workforce Graduates by Major/CIP

Major Description	CIP	Degree	2011	2012	Totals
Welding Technology/Welder	48050800	CERT1	96	92	188
Totals			793	781	1574

TVCC 2011-2012 Graduates by Ethnicity and Racial Identity

2011-2012 TVCC Graduates by Ethnic Origin

Degree	2011			2012			Totals
	Hispanic	Non-Hispanic	Not Disclosed	Hispanic	Non-Hispanic	Not Disclosed	
AA	46	141	266	71	325	107	956
AAS	24	38	192	33	191	73	551
AAT	3	2	4	2	4	1	16
CCC	55	175	292	81	340	109	1052
CERT1	137	278	351	131	424	127	1448
CERT2	3	18	31	4	38	10	104
FOS	1	1	7	1	11	2	23
Grand Total	269	653	1143	323	1333	429	4150

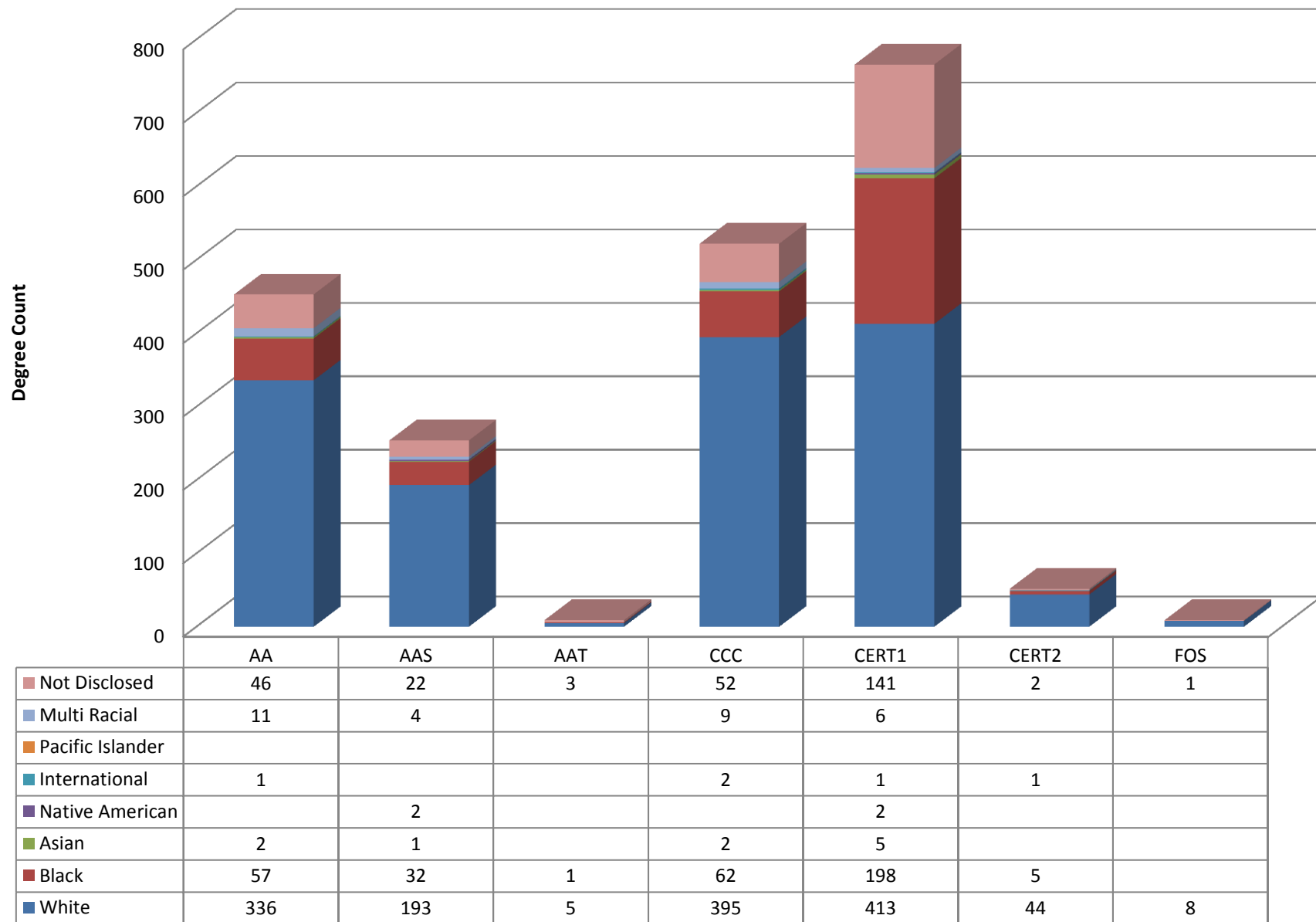
2011 Graduates by Racial Identity

Degree	White	Black	Asian	Native American	International	Pacific Islander	Multi Racial	Not Disclosed
AA	336	57	2		1		11	46
AAS	193	32	1	2			4	22
AAT	5	1						3
CCC	395	62	2		2		9	52
CERT1	413	198	5	2	1		6	141
CERT2	44	5			1			2
FOS	8							1
Totals	1394	355	10	4	5		30	267

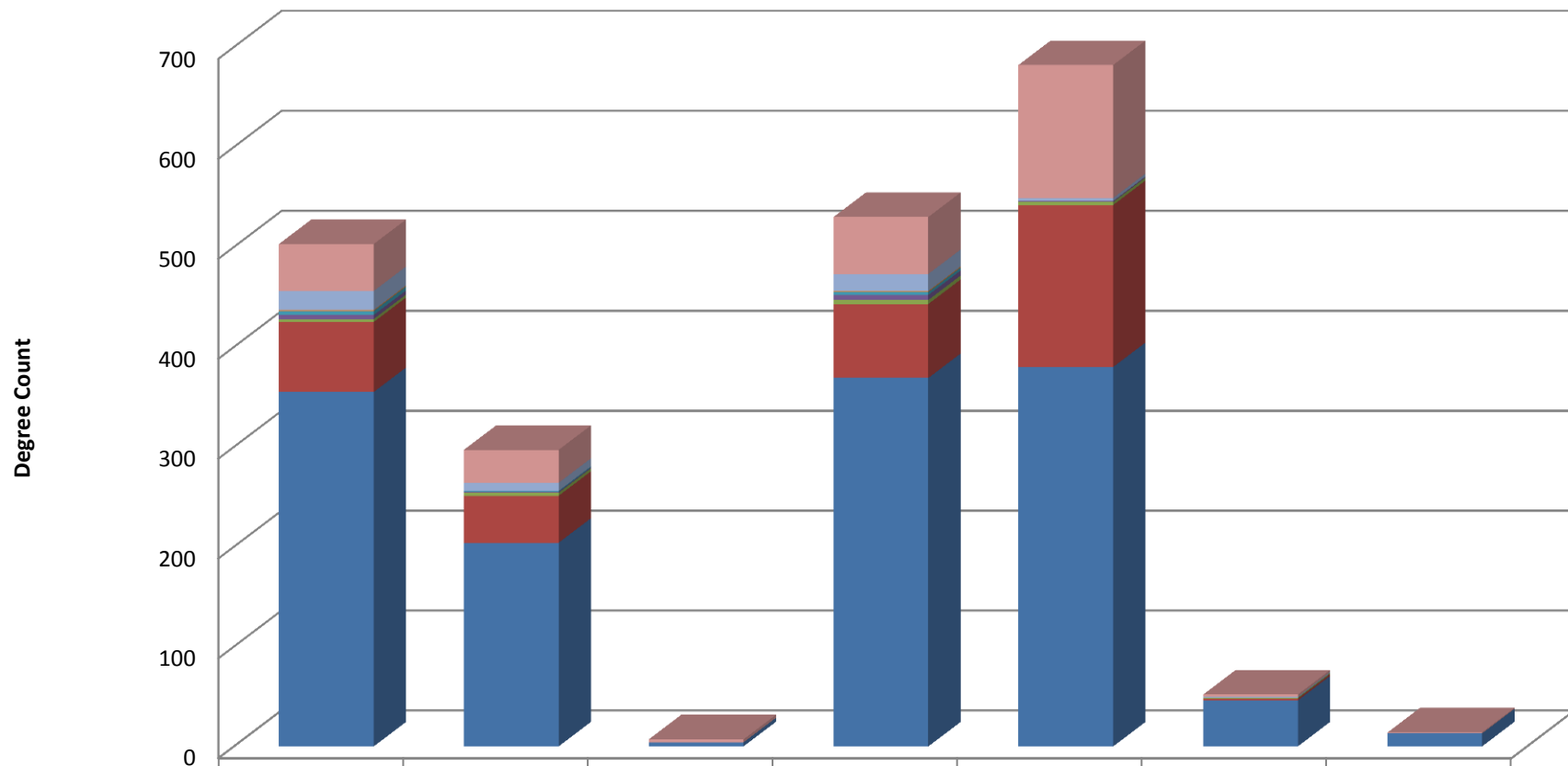
2012 Graduates by Racial Identity

Degree	White	Black	Asian	Native American	International	Pacific Islander	Multi Racial	Not Disclosed
AA	355	70	3	4	4	1	19	47
AAS	204	47	3	1	1		8	33
AAT	4							3
CCC	369	74	4	5	3	1	17	57
CERT1	380	162	3	1			3	133
CERT2	46	2	1				1	2
FOS	13							1
Totals	1371	355	14	11	8	2	48	276

2011 Graduates by Degree Type and Racial Identity



2012 Graduates by Degree Type and Racial Identity



	AA	AAS	AAT	CCC	CERT1	CERT2	FOS
Not Disclosed	47	33	3	57	133	2	1
Multi Racial	19	8		17	3	1	
Pacific Islander	1			1			
International	4	1		3			
Native American	4	1		5	1		
Asian	3	3		4	3	1	
Black	70	47		74	162	2	
White	355	204	4	369	380	46	13