

2017 TVCC RESULTS

COMMUNITY COLLEGE SURVEY OF STUDENT ENGAGEMENT /
COMMUNITY COLLEGE FACULTY SURVEY OF STUDENT ENGAGEMENT

WITH PREVIOUS YEAR COMPARISON INFORMATION

SYNOPSIS

- TVCC as a whole showed increases over 2015 results. Student-Faculty Interaction remained the same.
- In rollups of items in five benchmark areas, TVCC scored lower than the mid-sized college average in two areas, Active & Collaborative Learning and Student-Faculty Interaction.
- TVCC scored higher than the mid-sized college average for Student Effort, Academic Challenge, and Support for Learners.
- Results are weighted on a 0-100 scale and presented in a table on the following page.

Trinity Valley Community College does not discriminate on the basis of race, color, national origin, sex, disability or age in its programs or activities. The following person has been designated to handle inquiries regarding the nondiscrimination policies: Director of Human Resources, 100 Cardinal Drive, Athens, TX 75751, 903-675-6215, humanresources@tvcc.edu.

TOP LEVEL BENCHMARK RESULTS

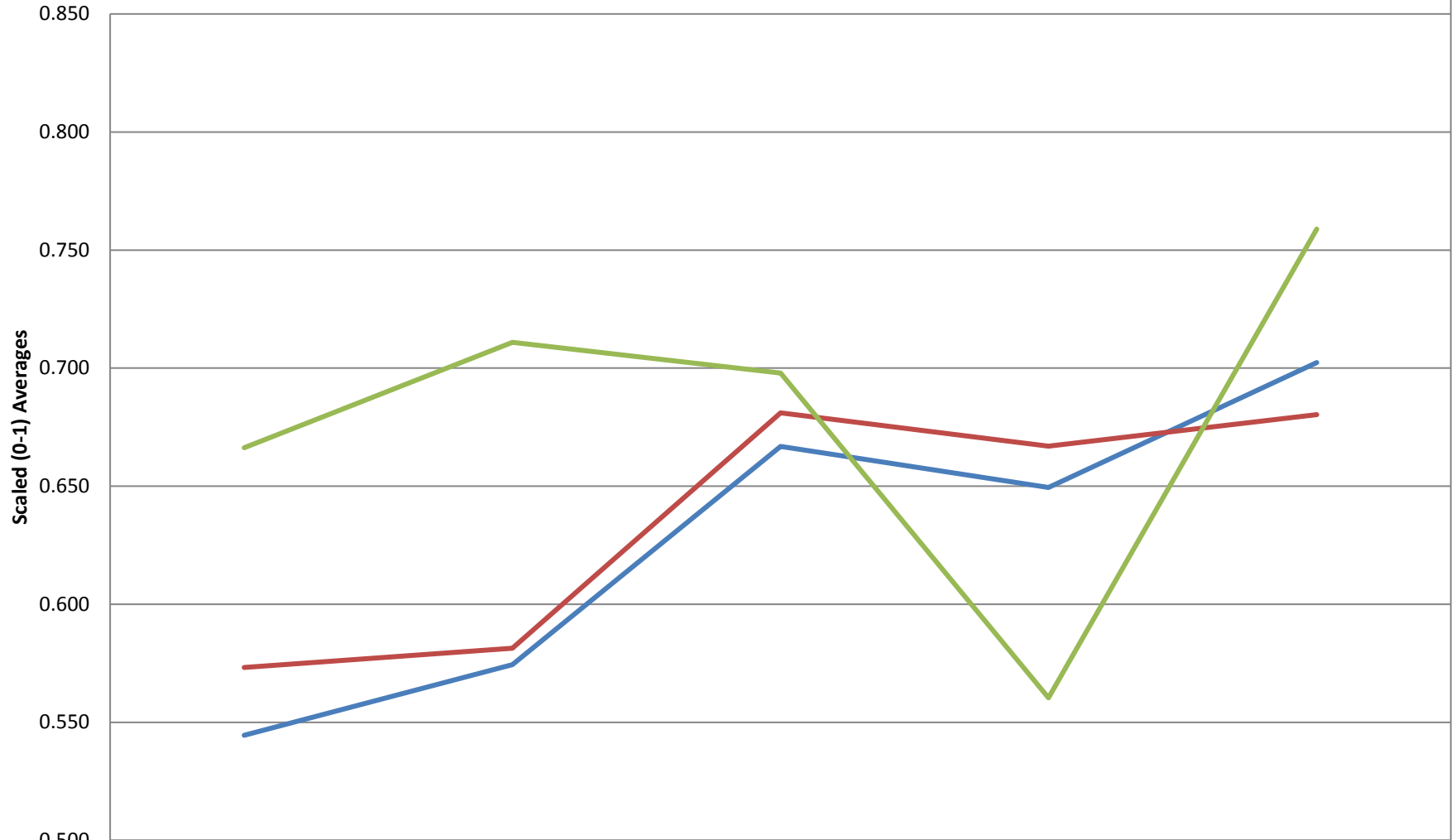
Benchmark Area	TVCC Score	Mid-Sized Colleges	National Cohort
Active and Collaborative Learning	48.7	49.5	50.0
Student Effort	51.8	49.2	50.0
Academic Challenge	49.9	49.6	50.0
Student-Faculty Interaction	47.0	50.0	50.0
Support for Learners	50.3	49.2	50.0

CHART AND TABLE DATA

The following series of charts and tables compare:

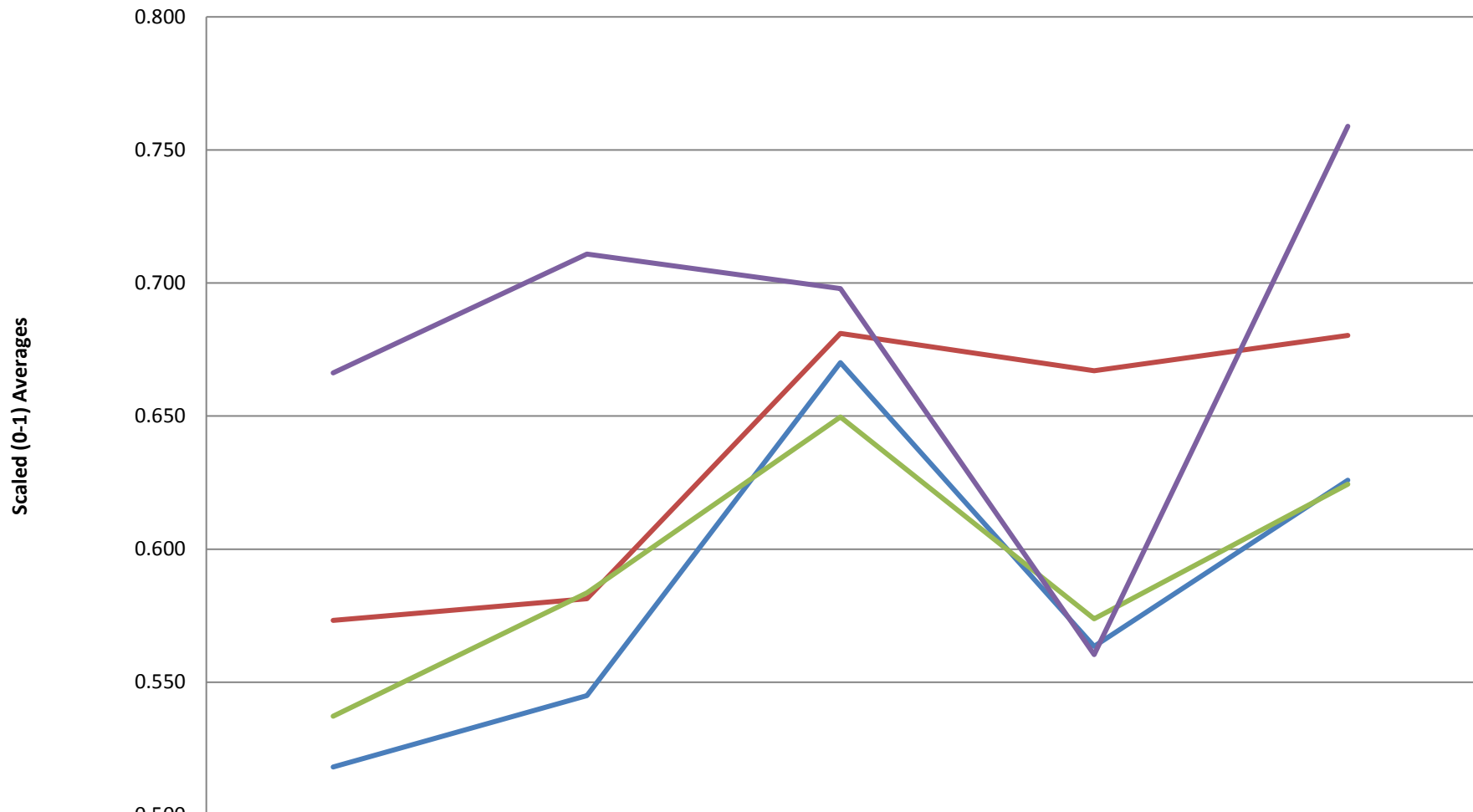
- Faculty to student perception of student engagement
- TVCC to national and mid-sized colleges
- Comparison of TVCC Campuses
- Individual campus 2017 to 2015 results (No Kaufman results)
- TVCC individual benchmark items to medium colleges for 5 CCSSE administrations
- TVCC individual benchmark items to the national cohort for 5 CCSSE administrations
- CCSSE and CCFSSSE measurements changed from 2015 to 2017

2013-2017 TVCC Instructor Perceptions of Student Engagement



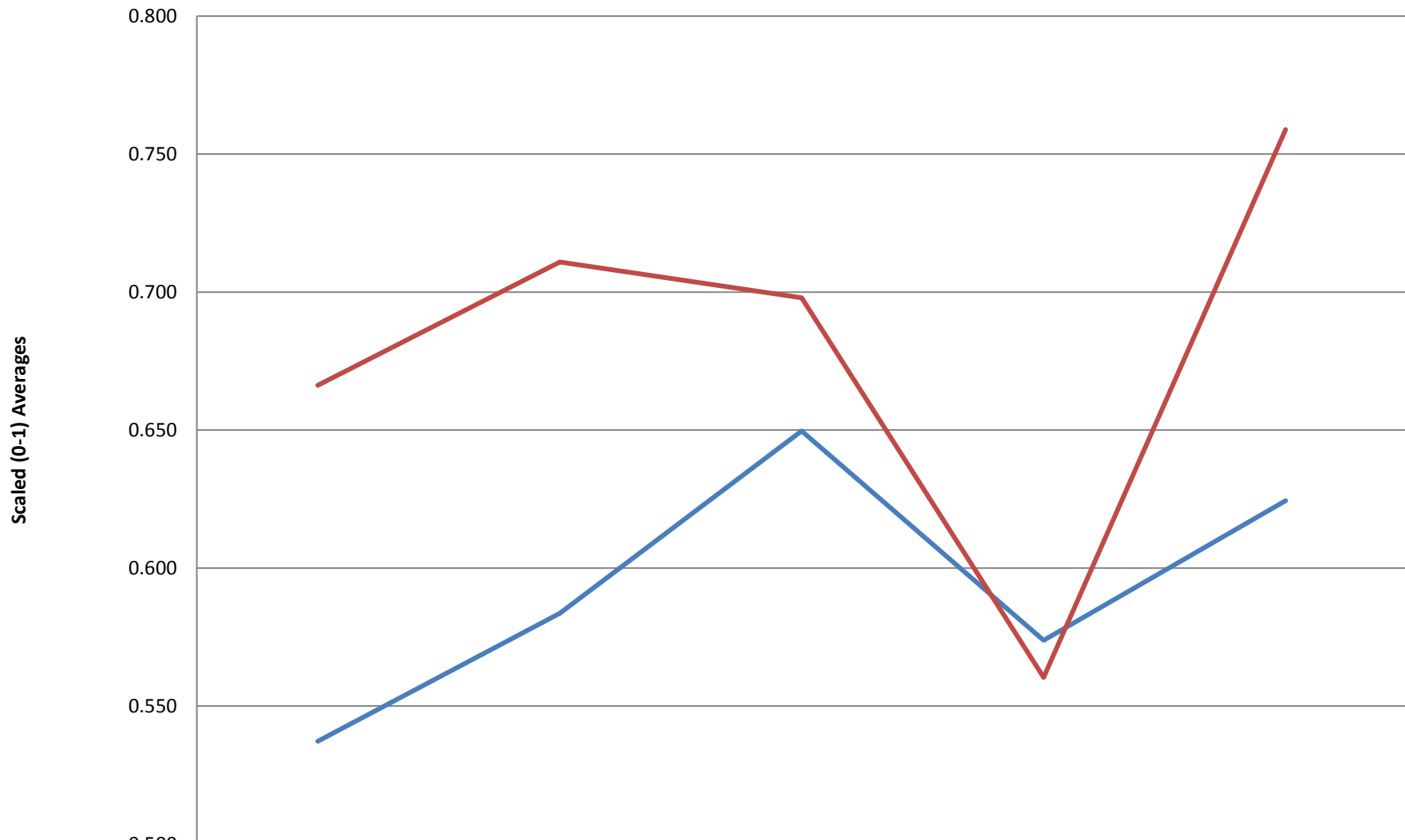
	Active and Collaborative Learning	Student Effort	Academic Challenge	Student Faculty Interaction	Support for Learners
2013	0.545	0.574	0.667	0.650	0.702
2015	0.573	0.581	0.681	0.667	0.680
2017	0.666	0.711	0.698	0.560	0.759

2015-2017 CCSSE Benchmark Faculty-Student Comparison



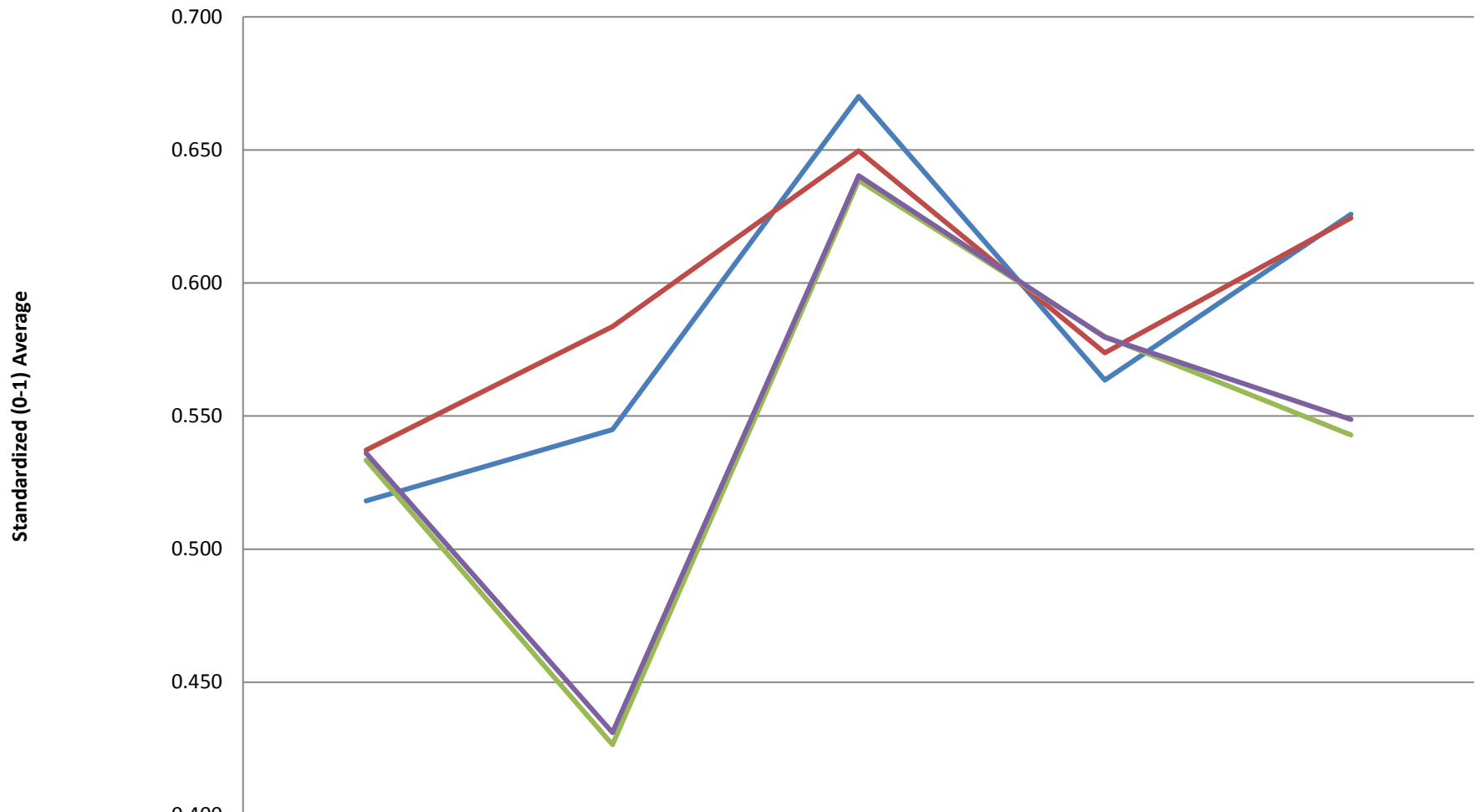
	Active and Collaborative Learning	Student Effort	Academic Challenge	Student Faculty Interaction	Support for Learners
2015 Students	0.518	0.545	0.670	0.563	0.626
2015 Faculty	0.573	0.581	0.681	0.667	0.680
2017 Students	0.537	0.584	0.650	0.574	0.624
2017 Faculty	0.666	0.711	0.698	0.560	0.759

2017 CCSSE Benchmark Faculty-Student Comparison



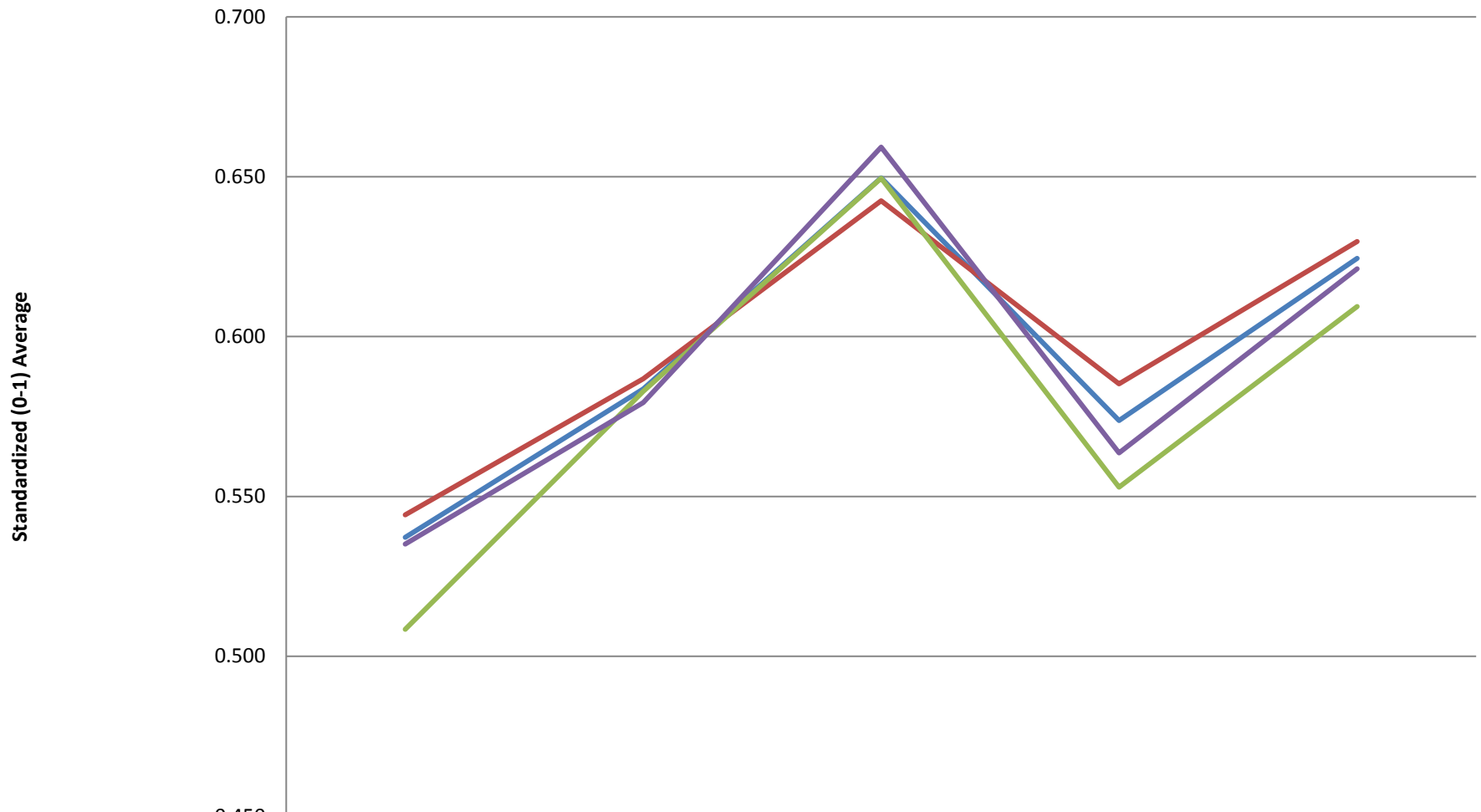
	Active and Collaborative Learning	Student Effort	Academic Challenge	Student Faculty Interaction	Support for Learners
2017 Students	0.537	0.584	0.650	0.574	0.624
2017 Faculty	0.666	0.711	0.698	0.560	0.759

TVCC 2015-2017 CCSSE Benchmark Comparison



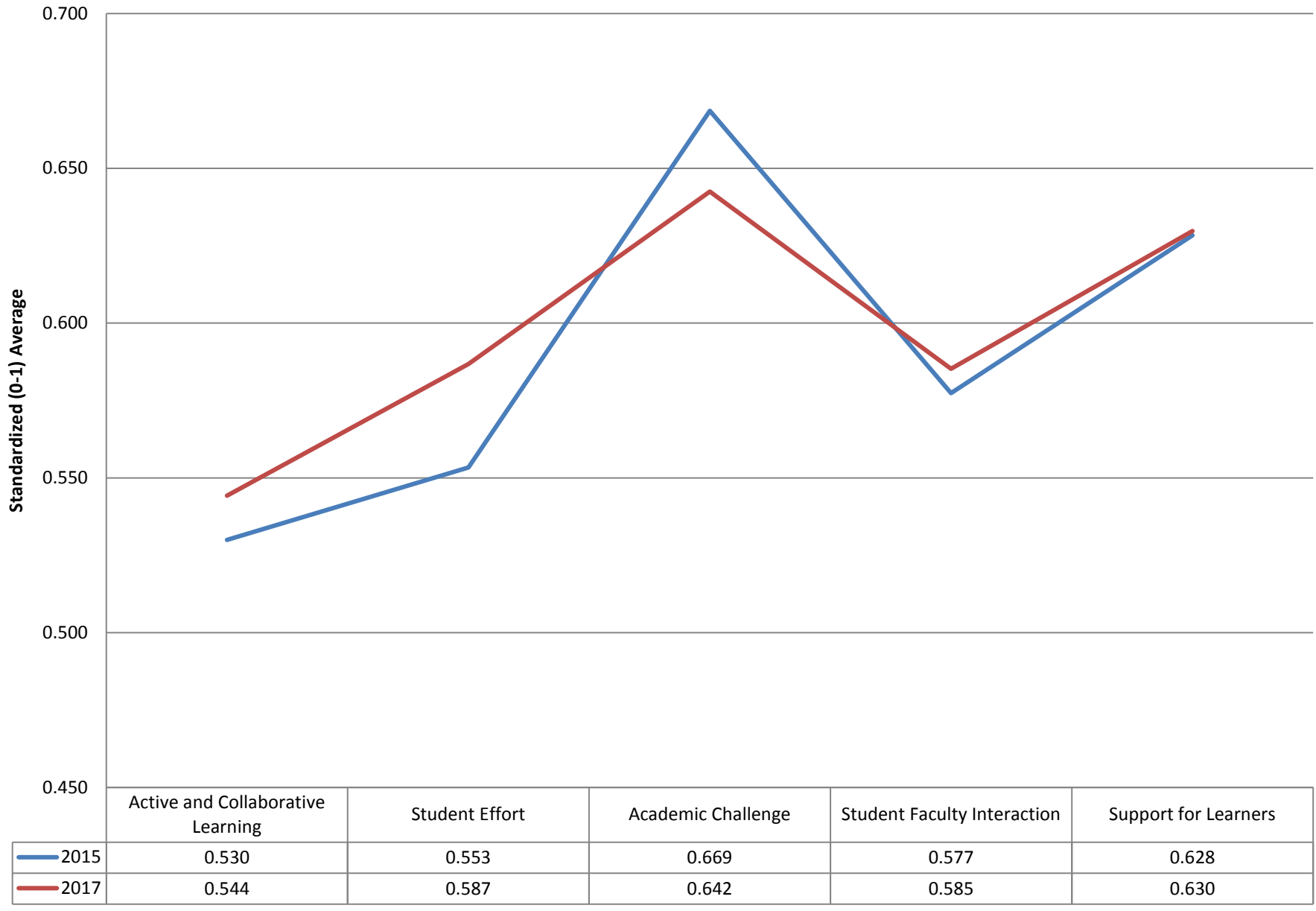
	Active and Collaborative Learning	Student Effort	Academic Challenge	Student Faculty Interaction	Support for Learners
2015 TVCC Overall	0.518	0.545	0.670	0.563	0.626
2017 TVCC Overall	0.537	0.584	0.650	0.574	0.624
2017 Midsized	0.533	0.427	0.639	0.580	0.543
2017 National	0.536	0.431	0.640	0.580	0.549

2017 TVCC CCSSE Benchmark Campus Comparison

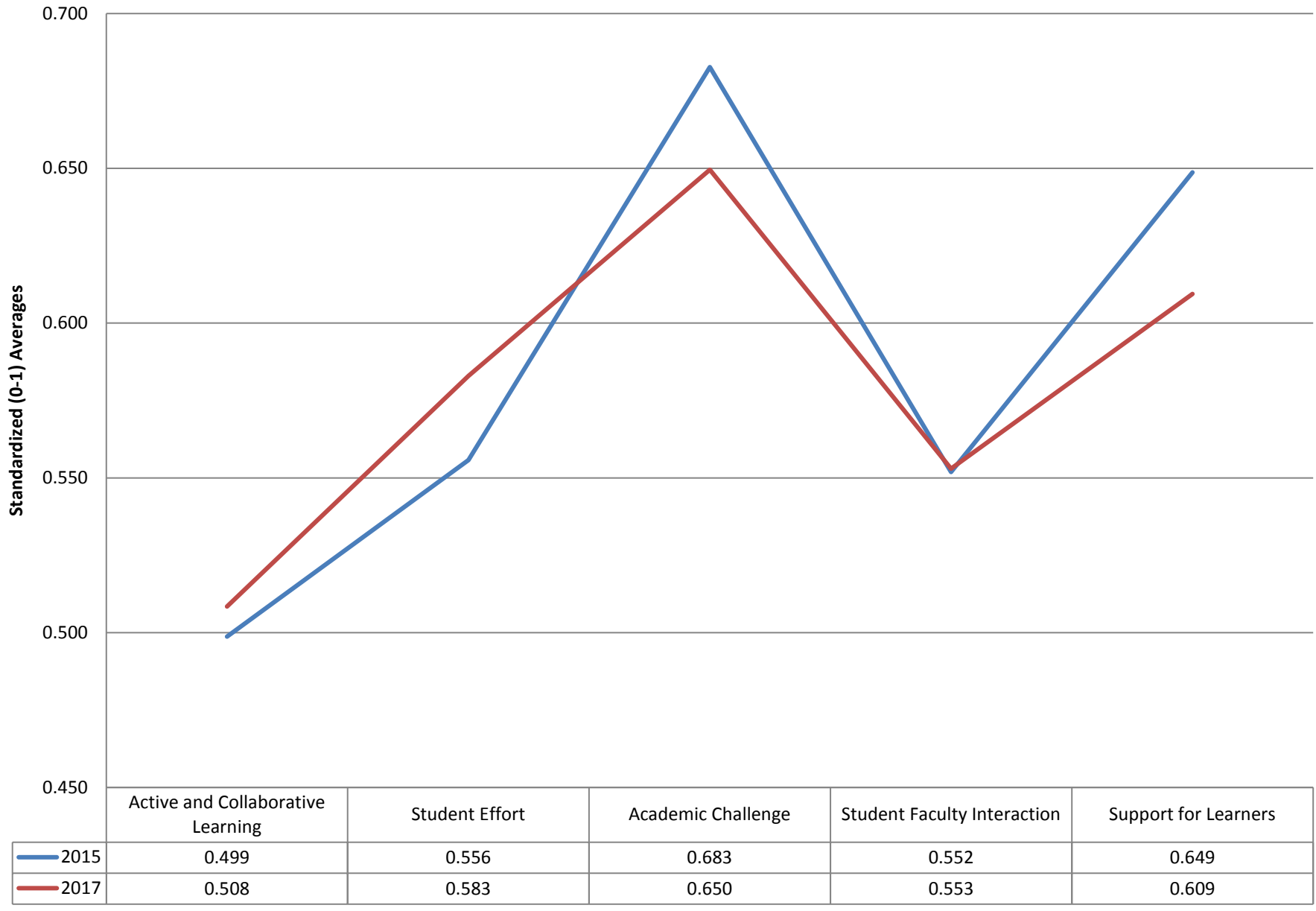


	Active and Collaborative Learning	Student Effort	Academic Challenge	Student Faculty Interaction	Support for Learners
2017 TVCC Overall	0.537	0.584	0.650	0.574	0.624
2017 Athens Campus	0.544	0.587	0.642	0.585	0.630
2017 Palestine Campus	0.508	0.583	0.650	0.553	0.609
2017 Terrell Campus	0.535	0.579	0.659	0.564	0.621

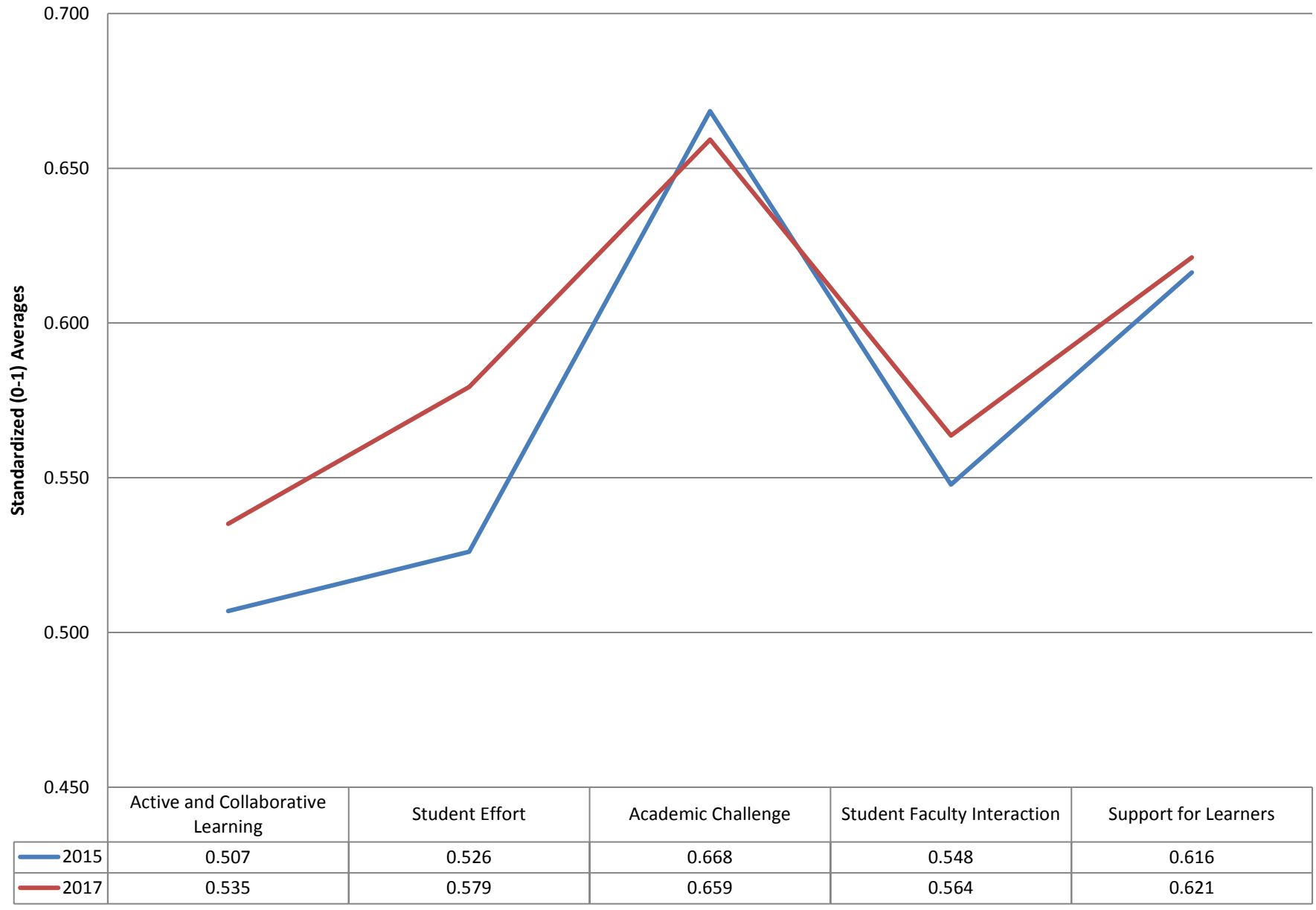
2015-2017 CCSSE Benchmark Comparison for Athens Campus



2015-2017 CCSSE Benchmark Comparison for Palestine Campus



2015-2017 CCSSE Benchmark Comparison for the Terrell Campus



Comparison of TVCC to Mid-Sized College Average Responses for Benchmark Related CCSSE Survey Items

Legend: (significantly higher or lower has a difference of 3% or more)

Significantly Lower	Lower	Even	Higher	Significantly Higher
---------------------	-------	------	--------	----------------------

Item#	Description	CCSSE Code	TVCC Overall					
			2007	2009	2011	2013	2015	2017
Active and Collaborative Learning								
4a	Asked questions in class or contributed to class discussions (ACTCOL)	CLQUEST						
4b	Made a class presentation (ACTCOL)	CLPRESEN						
4f	Worked with other students on projects during class (ACTCOL)	CLASSGRP						
4g	Worked with classmates outside of class to prepare class assignments (ACTCOL)	OCCGRP						
4h	Tutored or taught other students (paid or voluntary) (ACTCOL)	TUTOR						
4i	Participated in a community-based project (service learning activity) as a part of a regular course (ACTCOL)*	PARTICCBP*						
4q*	Discussed ideas from your readings or classes with others outside of class (students, family members, co-workers, etc.) (ACTCOL)	OOCIDEAS						
Student Effort								
4c	Prepared two or more drafts of a paper or assignment before turning it in (STUEFF)	REWROPAP						
4d	Worked on a paper or project that required integrating ideas or information from various sources (STUEFF)	INTEGRAT						
4e	Came to class without completing readings or assignments (STUEFF)	CLUNPREP						
12.1d*	Frequency: Peer or other tutoring (STUEFF)	FREQTUTOR*						
12.1e*	Frequency: Skill labs (writing, math, etc.) (STUEFF)	FREQLAB*						
12.1h*	Frequency: Computer lab (STUEFF)	FREQCOMLB*						
6b	Number of books read on your own (not assigned) for personal enjoyment or academic enrichment (STUEFF)	BKREADOWN*						
10a	Preparing for class (studying, reading, writing, rehearsing, doing homework, or other activities related to your program) (STUEFF)	ACADPR01						

Comparison of TVCC to Mid-Sized College Average Responses for Benchmark Related CCSSE Survey Items

Legend: (significantly higher or lower has a difference of 3% or more)

Significantly Lower	Lower	Even	Higher	Significantly Higher
---------------------	-------	------	--------	----------------------

Item#	Description	CCSSE Code	TVCC Overall					
			2007	2009	2011	2013	2015	2017
Academic Challenge								
4o*	Worked harder than you thought you could to meet an instructor's standards or expectations (ACCHALL)	WORKHARD						
5b	Analyzing the basic elements of an idea, experience, or theory (ACCHALL)	ANALYZE						
5c	Forming a new idea or understanding from various pieces of information*	NEWIDEAS*						
5d	Making judgments about the value or soundness of information, arguments, or methods (ACCHALL)	EVALUATE						
5e	Applying theories or concepts to practical problems or in new situations (ACCHALL)	APPLYING						
5f	Using information you have read or heard to perform a new skill (ACCHALL)	PERFORM						
6a	Number of assigned textbooks, manuals, books, or book-length packs of course readings (ACCHALL)	ASSIGREAD*						
6c	Number of written papers or reports of any length (ACCHALL)	NUMPAPRRPTS*						
7	Mark the box that best represents the extent to which your examinations during the current academic year have challenged you to do your best work at this college	CHALNGXAM*						
9a	Encouraging you to spend significant amounts of time studying (ACCHALL)	ENVSCHOL						
Student Faculty Interaction								
4j*	Used email to communicate with an instructor (STUFAC)	EMAIL						
4k*	Discussed grades or assignments with an instructor (STUFAC)	FACGRADE						
4l*	Talked about career plans with an instructor or advisor (STUFAC)	FACPLANS						
4m*	Discussed ideas from your readings or classes with instructors outside of class (STUFAC)	FACIDEAS						
4n*	Received prompt feedback (written or oral) from instructors on your performance (STUFAC)	FACFEED						
4p*	Worked with instructors on activities other than coursework (STUFAC)	FACOTH						

Comparison of TVCC to Mid-Sized College Average Responses for Benchmark Related CCSSE Survey Items

Legend: (significantly higher or lower has a difference of 3% or more)

Significantly Lower	Lower	Even	Higher	Significantly Higher
---------------------	-------	------	--------	----------------------

Item#	Description	CCSSE Code	TVCC Overall					
			2007	2009	2011	2013	2015	2017
Support for Learners								
9b	Providing the support you need to help you succeed at this college (SUPPORT)	ENVSUPRT						
9c	Encouraging contact among students from different economic, social, and racial or ethnic backgrounds (SUPPORT)	ENVDIVRS						
9d	Helping you cope with your non-academic responsibilities (work, family, etc.) (SUPPORT)	ENVNACAD						
9e	Providing the support you need to thrive socially (SUPPORT)	ENVSOCAL						
9f	Providing the financial support you need to afford your education (SUPPORT)	FINSUPP						
12.1a*	Frequency: Academic advising/planning (SUPPORT)	FREQACAD*						
12.1b*	Frequency: Career counseling (SUPPORT)	FREQCACOU*						

Comparison of TVCC to National Average Responses for Benchmark Related CCSSE Survey Items

Legend: (significantly higher or lower has a difference of 3% or more)

Significantly Lower	Lower	Even	Higher	Significantly Higher
---------------------	-------	------	--------	----------------------

Item#	Description	CCSSE Code	TVCC Overall					
			2007	2009	2011	2013	2015	2017
Active and Collaborative Learning								
4a	Asked questions in class or contributed to class discussions (ACTCOL)	CLQUEST						
4b	Made a class presentation (ACTCOL)	CLPRESEN						
4f	Worked with other students on projects during class (ACTCOL)	CLASSGRP						
4g	Worked with classmates outside of class to prepare class assignments (ACTCOL)	OCCGRP						
4h	Tutored or taught other students (paid or voluntary) (ACTCOL)	TUTOR						
4i	Participated in a community-based project (service learning activity) as a part of a regular course (ACTCOL)*	PARTICCBP*						
4q*	Discussed ideas from your readings or classes with others outside of class (students, family members, co-workers, etc.) (ACTCOL)	OOCIDEAS						
Student Effort								
4c	Prepared two or more drafts of a paper or assignment before turning it in (STUEFF)	REWROPAP						
4d	Worked on a paper or project that required integrating ideas or information from various sources (STUEFF)	INTEGRAT						
4e	Came to class without completing readings or assignments (STUEFF)	CLUNPREP						
12.1d*	Frequency: Peer or other tutoring (STUEFF)	FREQTUTOR*						
12.1e*	Frequency: Skill labs (writing, math, etc.) (STUEFF)	FREQLAB*						
12.1h*	Frequency: Computer lab (STUEFF)	FREQCOMLB*						
6b	Number of books read on your own (not assigned) for personal enjoyment or academic enrichment (STUEFF)	BKREADOWN*						
10a	Preparing for class (studying, reading, writing, rehearsing, doing homework, or other activities related to your program) (STUEFF)	ACADPR01						

Comparison of TVCC to National Average Responses for Benchmark Related CCSSE Survey Items

Legend: (significantly higher or lower has a difference of 3% or more)

Significantly Lower	Lower	Even	Higher	Significantly Higher
---------------------	-------	------	--------	----------------------

Item#	Description	CCSSE Code	TVCC Overall					
			2007	2009	2011	2013	2015	2017
Academic Challenge								
4o*	Worked harder than you thought you could to meet an instructor's standards or expectations (ACCHALL)	WORKHARD	Significantly Higher	Higher	Higher	Significantly Higher	Higher	Higher
5b	Analyzing the basic elements of an idea, experience, or theory (ACCHALL)	ANALYZE	Higher	Lower	Lower	Higher	Lower	Lower
5c	Forming a new idea or understanding from various pieces of information*	NEWIDEAS*	Higher	Lower	Lower	Higher	Lower	Higher
5d	Making judgments about the value or soundness of information, arguments, or methods (ACCHALL)	EVALUATE	Higher	Higher	Lower	Higher	Higher	Higher
5e	Applying theories or concepts to practical problems or in new situations (ACCHALL)	APPLYING	Higher	Lower	Lower	Higher	Lower	Lower
5f	Using information you have read or heard to perform a new skill (ACCHALL)	PERFORM	Higher	Higher	Lower	Higher	Lower	Lower
6a	Number of assigned textbooks, manuals, books, or book-length packs of course readings (ACCHALL)	ASSIGREAD*	Higher	Lower	Lower	Higher	Lower	Higher
6c	Number of written papers or reports of any length (ACCHALL)	NUMPAPRRPTS*	Higher	Significantly Lower	Significantly Lower	Lower	Lower	Significantly Higher
7	Mark the box that best represents the extent to which your examinations during the current academic year have challenged you to do your best work at this college (ACCHALL)*	CHALNGXAM*	Higher	Higher	Higher	Higher	Lower	Lower
9a	Encouraging you to spend significant amounts of time studying (ACCHALL)	ENVSCHOL	Significantly Higher	Higher	Lower	Higher	Higher	Higher

Comparison of TVCC to National Average Responses for Benchmark Related CCSSE Survey Items

Legend: (significantly higher or lower has a difference of 3% or more)

Significantly Lower	Lower	Even	Higher	Significantly Higher
---------------------	-------	------	--------	----------------------

Item#	Description	CCSSE Code	TVCC Overall					
			2007	2009	2011	2013	2015	2017
Student Faculty Interaction								
4j*	Used email to communicate with an instructor (STUFAC)	EMAIL						
4k*	Discussed grades or assignments with an instructor (STUFAC)	FACGRADE						
4l*	Talked about career plans with an instructor or advisor (STUFAC)	FACPLANS						
4m*	Discussed ideas from your readings or classes with instructors outside of class (STUFAC)	FACIDEAS						
4n*	Received prompt feedback (written or oral) from instructors on your performance (STUFAC)	FACFEED						
4p*	Worked with instructors on activities other than coursework (STUFAC)	FACOTH						
Support for Learners								
9b	Providing the support you need to help you succeed at this college (SUPPORT)	ENVSUPRT						
9c	Encouraging contact among students from different economic, social, and racial or ethnic backgrounds (SUPPORT)	ENVDIVRS						
9d	Helping you cope with your non-academic responsibilities (work, family, etc.) (SUPPORT)	ENVNACAD						
9e	Providing the support you need to thrive socially (SUPPORT)	ENVSOCAL						
9f	Providing the financial support you need to afford your education (SUPPORT)	FINSUPP						
12.1a*	Frequency: Academic advising/planning (SUPPORT)	FREQACAD*						
12.1b*	Frequency: Career counseling (SUPPORT)	FREQACOU*						